



Stitch 'n Times

Santa Rosa Quilt Guild
P.O. Box 9251, Santa Rosa, CA 95405
July 2015 • Vol. 39 • No. 6

President's Message

I just attended Sylvia Pippin's workshop and enjoyed myself so much. We are really blessed to belong to a guild that can hire such wonderful instructors. But even if you are unable to go to the classes, by just being at our Program meeting you are often able to pick up nuggets of information that will be of value to you in the future. Often it is just one sentence that will come back to you and be of benefit.

There is no end to the many ways you can get involved in the joy of quilting that is outside the boundaries of your home. If you were fortunate enough to be able to attend the Moonlight Guild's quilt show, then you know the joy of experiencing the efforts of other quilters. It lets you into the creative minds of other like-minded people where you can perhaps see a technique that you might wish to learn or see a color palette that catches your attention. And even if a quilt is out of your "comfort" zone either by style or fabrics or colors, there can still be something about it that makes you look twice to admire it.

Classes, shows, technique sharing workshops, Quiltathons, quilt stores, our own quilt book library.....all are treasure chests just waiting to be opened by you so that you can discover the jewels within.


Vicki David


Upcoming Programs and Workshops

Santa Rosa Quilt Guild is proud to present Debbie Caffrey, guest speaker and teacher, August 20 and 21, 2015. Debbie is an author of many books, patterns, and freelance magazine articles. She has appeared on 'The Quilt Show' with Ricky Tims and Alex Anderson, 'Creative Living' with Sheryl Borden on select PBS networks, 'Quilters Coffee' and HGTV's 'Simply Quilts.'

At the Scottish Rite Center on Acacia Rd. Thursday, August, 20th beginning at 10:00 Debbie Caffrey will lecture on 'How to Have it All.' Please check out her website for more information on the lecture www.debbiescreativemoments.com. Her workshop is titled 'Power Cutting and Power Cutting, Too.' Registration opens June 4. The workshop will be held at the Luther Burbank Art and Garden Center, 2050 Yulupa Ave, August 21 from 9:00 am to 3:30 pm for only \$40.00. Make checks out to SRQG, note month or workshop or teachers name in the memo. See Rhonda Denny for a cash receipt.


About the workshop: Power cutting is a fast and efficient approach to rotary cutting and improving the precision of quilt making. Efficient speaks to accuracy, economy of fabric, ergonomics, safety, and organization, as well as speeding the mundane process of cutting quilts. Power cutting is a collection of cutting techniques that allows quilters to choose one that is suited for the task at hand. For instance, making a few large half-square triangle units for a quilt should employ a different approach than making many small units. Learn to decide upon a plan of attack. This workshop begins with the basics of preparing and handling fabric, using rotary cutting tools, how to hold a ruler so that it doesn't slip, why strips sometimes look like rickrack and quickly goes well beyond the basics of cutting your fabric.



 Rhonda Denny & Phyllis Gallaway

Boutique and Raffle

It was great having Chris back to help out at the last meeting and also for the extra help from several ladies. We brought in a pretty good sum especially since there was so much going on at the back of the room. Still no official word on the sales at the Quilt show, (unofficially we sold \$996) but it had to be good as we inventoried 170 items and had 56 items left. The thread catchers were still the biggest seller with 50 of them sold. This had to be our best year ever and with the smallest inventory. Thanks again to all the ladies who helped to sew the thread catchers. It takes participation from all of us to make this guild the success it is and be enjoyable to everyone. It's great to see our new members get excited about all the activities and participate so readily. Let's all keep up the good work and we look forward to the rest of the year.

 Betty Upchurch, Joni Passanisi-Poole
Carol Jarvis & Chris Nolen

Community Quilts

July 30th Fifth Thursday Retreat

9:00 – 3:00 pm, Luther Burbank Art & Garden Center, 2050 Yulupa Ave. (south of Hoen)


This will be a relaxed day. You may work on your own projects and/or donation quilts. Bring your lunch if you'd like, come and go as you please, and enjoy visiting with other members.

We will have quilts to work on in various phases of completion. If you'd like to quilt, bring your machine with a walking foot or free-motion foot.

Hand-sewers please bring your favorite scissors, needles, and thimble. And if you want to trim and turn quilts, bring a large, sharp pair of scissors.


If you would like to make quilts on your own this summer, we always need baby (NICU) quilts — preferably in gender-neutral fabrics — and 40" x 60" quilts for toddlers, teenagers, and adults. If you prefer to start with a top that has already been made, contact Pam to discuss what you'd like to work on, and she will bring a top, batting, and backing to a guild meeting.

THANK YOU to all who participate in this important project!

 Pam Beebe & Anne Dondero

Sonoma County Fair

This is a reminder of important dates for this year's Down on the Farm county fair. If you haven't entered your quilts yet, you may still enter "online" until June 29th. You must turn in your quilt/s on July 5th at the rear entrance of the Garrett Building between the hours of 10:00 a.m. and 4:00 p.m. They will be released Wednesday, August 12th, 12:00 noon to 7:00 p.m. Remember to attach a sleeve to the top of the quilt. They like to have your name on the quilt somewhere. Think labels! There are still some shifts open to demonstrate quilting during the fair. The signup sheets will be at the meetings throughout the fair. The dates of the fair are July 24 through August 9.

 Pam McVey

COMMUNITY QUILT SIZES

If you are making donation quilts on your own, these are the approximate sizes most needed:

32" x 40" Baby Quilts	For Sutter & Memorial NICUs, Public Health nursing, & teen moms. We provide kits for making the tops, or you may use your own fabrics.
40" x 60"	For Valley of the Moon and other organizations serving children in need. Please use bright colors for young children or fabrics that will appeal to teenagers.
50" x 65"	For 18 year olds aging out of the Foster Care system.
40" x 60"	Lap quilts for adults. Given to Secret Santa, deserving seniors in local convalescent hospitals, & others.
Doll Quilts	For little girls & boys. We collect them throughout the year and donate during the holidays.

Thank you to all who are involved with this important outreach project!

Change of Information?

**Don't forget to notify Team J-Rho
At the Membership Table!**

Library News

The following is a list of the books that came into our possession since our last newsletter. For images of the covers and more detailed descriptions of the items, just click on LIBRARY on our website www.santarosaquiltquild.org. Linda Hooper has written easy-to-understand directions about how to utilize the library site. To locate her instructions, click on the underlined "here" in the second paragraph at the top of the library page. Let me know if you would like guidance with the site and we'll sit down at the Library's laptop computer after a meeting. *A hint: if you are looking for an author, remember to type in the last name first, and if you are searching for a book title, type in the first "important" word leaving the a, an, and the's 'til the end.*

ROBERT'S RULE OF ORDER – NEWLY REVISED – IN BRIEF – 2011 – by Henry M. Robert, III, Daniel H. Honemann, and Thomas J. Balch (purchased by Guild in accordance with the SRQG's newly revised Policies, Procedures, and Reference Manual (one copy of "Robert's" may be checked out by members, a second copy will be stored in the Librarian's tote bag for reference, other copies for President, Vice President, and Parliamentarian)

CUTTING-EDGE ART QUILTS by Mary W. Kerr

MODERN MACHINE QUILTING by Catherine Redford – DVD – July 2015 Speaker – requested by Phyllis Gallaway

THE QUILTER'S PRACTICAL GUIDE TO COLOR by Becky Goldsmith (Requested by Diana Roberts)

BY THE BLOCK by Siobhan Rogers

3-FABRIC QUILTS – QUICK TECHNIQUES FOR SIMPLE PROJECTS by Leni Levenson Wiener

BLOCK – Spring, Volume 2, Issue 2 by Jenny Doan (Donated by Jan Andrews)

BIG BOOK OF SCRAP QUILTS by L. Amanda Owens and Patricia Wilens (Donation)

MACHINE EMBROIDERY MAKES THE QUILT by Patty Albin (Donation)

LEARNING TO EQ STITCH by Yvonne Menear (Donation)

CUTE AS A BUTTON QUILTS by Joni Pike (Donation)

TAKE-ALONG TOTES by Marilyn Bilyeu

Library News continued

Have you pawed through the ever-growing box of rulers, templates, and stencils that have been donated to our library for members to check out?

Be sure to let me know if you find an item that our library need!

And don't forget that we have magazine subscriptions to:

FONS AND PORTER'S LOVE OF QUILTING
QUILTERS NEWSLETTER (all of the issues since the very beginning!)
MACHINE QUILTING UNLIMITED
AMERICAN QUILTER
QUILTMAKER

Plus many past issues of:

QUILT LIFE (Alex Anderson and Ricky Tims) Discontinued with the October 2014 issue -DARN!
MINIATURE QUILTS
JAPANESE magazines
QUILTMANIA (European)

Wearing your nametag is a huge help to everyone. This is an excellent way for us to get to know each other.

Check out as many of our more than 3,000 books, DVDs, and CDs, plus magazines, as you wish ~~ just remember to return them to the very next meeting, pretty please, as there are so many members in the guild who also wish to use the items.

Our library needs many, many volunteers. You do not need to formally sign-up to help – we'll take whatever time you can spare before or after any meeting. If you do not like the job you are given, don't be shy – let us know what you would rather do. I can never thank everyone enough for their assistance and support with making our library the best in the entire world!



stitch'n times advertising rates

Business Card	2.25" x 3.5"	\$10.00
1/4 page vertical	3.5" x 4.875"	\$25.00
1/4 page horizontal	4.875" x 3.5"	\$25.00
1/2 page vertical	3.65" x 9.75"	\$50.00
1/2 page horizontal	7.5" x 4.75"	\$50.00
Full page	7.5" x 9.75"	\$100.00

Contact Newsletter Editor Jan Andrews

Library News continued →

Block of the Month

In honor of those who have bravely served our country, July's Block of the Month is named "Patriotic."

Rather than have a drawing for these blocks, they will be made into a quilt for one of our Wounded Warriors. Gari Jones has graciously offered to do the quilting.

We request you make two simple blocks, a 6-1/2" "Nine Patch" in dark blue and white, and a 6-1/2" "Rail Fence" in red and white. The color combinations are essential, but the fabric does not have to be "patriotic." The quilt top pattern requires almost twice as many "Rail Fence" as "Nine Patch," so if you're inclined to make an extra of the red and white, that would be appreciated.

The pattern will be posted on our website before July 4th.

 Sue Gragg

Block of the Month



July Patriotic Blocks

Programs 2016 Preview

January: Linda Ballard: Back by popular demand with a beautiful new pattern "Aloha Princess".

February: Rob Appell: "Color Strata" which can be done in many ways and colors for a modern or more traditional look. A fun and creative workshop with the "surfer dude" who learned to quilt in his mother's quilting shop.

March: Ann Shaw: Pattern TBA. She does piecing in the Ruth McDowell method and we will likely do a flower or a bird. We share her with Moonlight Quilters.

April: Kim Fauth: "Absolutely Beautiful Creative Designs". A math teacher who has developed a way to make complicated looking blocks simple with her ABCD method. Lots of geometry in her blocks and they are beautiful.

May: Lenore Crawford: Internationally known for her beautiful art quilts. An artist who also uses paints to enhance her quilts. She will teach her method of applique and how to use the paints to make the picture come alive. We will share her with Moonlight Quilters.

June: Grace Errea: Also internationally known teacher. She will teach us her heat set applique technique and how to work with color and value. She claims we will never use another applique method after we learn this one. We will share her with Moonlight Quilters.

July: Cindy Needham: She returns to do a workshop and free motion quilting focusing on feathers and how to use them in designs.

August: Sandra Bruce: Will show us how to make her beautiful scrappy and wonky quilt "Color Dance". A chance to hold on to all your scraps to make this unusual quilt.

October: Lecture only. TBA but likely on how to best choose and use color.

November: Karen Combs: Will teach us how to make "quilts of Illusion". We will share her with Moonlight Quilters.

 Jan Nilsen

Committee representation on the SRQG Board

There will be a special Board meeting on July 23, at 10 am, with the agenda limited to a discussion of formal representation by Committees (i.e., a voting voice) on the Board. The discussion will include scenarios to increase representation, their relative merits, and implementation issues. All Members who would like to consider and discuss this situation are invited to attend the meeting. In particular, those who have ever held committee chair or representative positions are encouraged to participate.

Background: Prior to this year, there were 8 positions filled by election. The voting Board consisted of members holding those offices, and the chairperson (or his/her delegate) of each "standing" committee (i.e., committees that operate continuously during the year.) When the new Bylaws were adopted last year, and went into effect this year, the Board was reduced in number to 11 elected officers, seven in traditional positions and four "at-large" positions. The Committee Chairs were designated as the "Advisory Group" to the Board and encouraged to attend Board meetings and weigh in on discussions, but without voting privileges. The Board would like to re-think this configuration, and would like to have Member input in the discussion.

The process for making any changes to the Bylaws is: discussion by the Board, recommendation brought to membership with suggested wording for the change, discussion by membership, and vote by Members on the recommendation, or the modified version which results from the Member discussion. This July 23rd Board meeting is intended to provide the Board with information on which to formulate a recommendation.

If you would like to participate, please RSVP to President Vicki David, so that we may have sufficient seating. The meeting will be held in the same building as the regular Guild meetings.

Needle and Thread

Jim Jensen

Lavella Cassinelli

As we honor our veterans this July Fourth, it is only fitting and proper that we acknowledge and express our gratitude for Lavella Cassinelli and the amazing work she has done for our wounded vets and homeless heroes over the years.

Born and raised in Soledad with her sister and fellow SRQG member, Mirna Estes, Lavella started sewing when she was in her 20's. She enjoyed spending time with her mother, sisters, and daughters cutting up old clothing and left-overs into squares and making quilts for family and friends. She fondly recalls those days of sitting around with beloved family, visiting, talking and sewing ... a true definition of a family "quilting bee."

Lavella joined the Santa Rosa Quilt Guild in 1997 and immediately offered to chair the Community Quilts program. When she started in the program, the group made 200 to 300 quilts a year, mostly for the neo-natal units. From there, Lavella expanded the program to include Easter Seals, Sutter Hospital, Valley of the Moon Children's Home, and the YWCA Women's Shelter. SRQG honored her with a Merit Award for her dedication in 2002, and an Honorary Life Membership in 2011.

After 10 years of commitment to Community Quilts, Lavella turned her attention toward Wounded Warriors and homeless Viet Nam vets. Along with a small group of friends (sister Mirna, Karen Boscolo, Cora Moore, Leslie Ary, Joyce Wood, and Cora Stewart) Lavella arranged for more than 500 quilts to be distributed to deserving veterans last year.

Lavella's favorite part of the quilting process is piecing, although she does machine quilt most of her work except for larger quilts. She has no particular preference for color or fabric style and tends to like it scrappy.

Inspired by the camaraderie, Lavella treasures how everyone in the guild works together for the benefit of our community. She is impressed with how the guild has grown over the years, and appreciates the different programs, the boutique, and the classes, but most of all, she loves it when we all get together and quilt.

Lavella has her own way with dealing with UFO's. Like an assembly line worker, she considers herself

Needle and Thread Continued



a "batch" quilter. She first makes lots of tops until she has a huge stack. Then she sandwiches them all; then quilts them all; then gives them all away. Once she has cleaned out her backlog, she starts all over again.

Awarded by both the City of Santa Rosa and Sonoma County for her selfless service to the community, Lavella was also awarded the Jefferson Award for Public Service in 2008. She was featured in a video on CBS Channel 5 and an article in the San Francisco Chronicle. The Jefferson Award was created in 1972 by Jacqueline Kennedy Onassis, U.S. Senator Robert Taft, Jr., and Sam Beard under the auspices of the American Institute for Public Service, to establish a Nobel Prize for public and community service.

What a deserving tribute and perfect reflection of Lavella Cassinelli's heart, compassion, and dedication. She stands as an excellent model for all of us who continue to enjoy providing such a vital community service.

Jim

Mark Lipinski Workshop

Mark Lipinski's 'Lemon Cathedral' workshop and the great cosmic connection.

The quilts I make are saturated with love, prayers, and meditations. I have wanted to make a 'Cathedral Window' as long as I can remember so when one was on the schedule my heart leapt (as it does when I get excited.) I love realizing my dreams in simple things such as learning a tip, trick, or technique that enriches and beautifies my life. The personality that designed this workshop is dynamic, hardy, and hysterical. At the program he gave - 'Bull in China Shop' - he had us in stitches. At the workshop, while there were many belly laughs, there was also the glow of the "slow sew."

In March, the 'Lemon Cathedral' work sample arrived to promote the workshop and I liked the size. It is manageable. The Cathedral Windows were stellar and the little dude super cute. I wasn't sure were I was going with it but I knew it would be celestial in nature 'cause I love the heavens.

I have a saying; "I love it when the universe helps me with my projects." I often find my pieces emerge far lovelier than I had imagined. Approximately three weeks before the workshop, Phyllis held a prep session at Village Sewing Center. I knew my background would be black and the windows would feature galaxies and the little dude would be a star maker. Love it! (Also, love the prep sessions...and love Village Sewing Center!)

The workshop began right on time. Mark shared a story about fussing with a Cathedral Window, trying to simplify the more complex traditional method into his way which makes beautiful self facing windows. It takes 6 pieces. In this case, four 3.5" squares in background fabric, one 3.5" square in the view fabric, and one 6.5" square of shadow fabric. Fold the larger square in half wrong sides together. Take two background squares, line them up edge-to-edge (pretty sides together) and make a fabric sandwich. The 6.5" piece is the "meat" and the "bread" is the 3.5" pieces. Sew edge to edge towards the fold. When done correctly it makes an envelope of sorts. Open the envelope and add two more pieces of bread and sew edge to edge towards the fold and you get something that looks like a Cootie-Catcher. Open it up and the most amazing Cathedral Window comes into view. Gorgeous! Simply gorgeous! Press the seams into a pinwheel for best results but as Mark pointed out it's not important to be so fussy about this because the bulk

Mark Lipinski continued

of the seams are behind the Cathedral Windows - no one ever needs to know. Once the seams have been pressed flat, take a glue stick and secure the pictorial fabric center on the block. Hand sew (with silk YLI thread - the stitches disappear into the fabric) the bias framing from the center to each corner making lips that get a stitch to seal the deal. Continue all the way around the block. When finished, there is a 6.5" on-point Cathedral Window. Of the 28 required for this project, I finished 19 of the sandwiches, 5 of them completed with handwork in the morning session of the workshop.

The afternoon was about the appliqué of the lemon trees, the fruit, and the little guy. Mark uses a softer iron on fusible that is well, soft. Fusibles can make our quilts stiff especially with many layers. I tried it and my layers are still soft to the touch. The preferred fusible is 'Soft Fuse Premium Paperbacked Fusible Web for Machine or Hand' available at equilter.com.

Lunch was delightful. The afternoon went quickly. It seemed that in no time at all we had perfected fusible appliqué and - just as he had said - many of us left with a close-to-completed quilt top. There were a few group tutorials, one on French knots and several on the fusibles (such as iron the waxy side. If one irons the rough side the iron may be ruined...I'm not naming names...) We received person-to-person consults. I relished my time with him and my wonderful ladies. It was another faboo SRQG workshop. Mark even helped with clean-up, dragging the tables out to the shed.

As I'm exiting the building, Pam Mc asks MY Mark if he has a screwdriver. Intrigued by the query, he followed her to the shed where Mark Lipinski has caught his shirt button on table hardware and the scene is...provocative. Pam is on her knees in front of Mark L who tells Pam he's not sure he's comfortable having her on her knees in front of him. Pam assures him he's safe but offers her space to MY Mark, who politely declined. Mark L actually had to remove his shirt to get the button free and then stumbles out of the storage shed breathing hard and exclaiming he wasn't sure he was going to make it. What a wonderful way to finish the day - another belly laugh.

My project is ready for quilting and I love it! It is already amazing. This one is going to a friend as a memorial quilt. I am grateful for the lessons learned and the divine company in the classroom. Thank you to all the helpers in this ironing-intensive work-

Mark Lipinski continued →

Mark Lipinski continued →

THE **Z**AGAR FILES



Wit, Wisdom, and Food for Thought from the archives of our founding member, Dottie Zagar

Opportunity Quilt Corner

Opportunity Quilt (OPQ) *Cosmic Universe*, did stellar (no pun intended) at the Moonlighter's quilt show! A special shout out to: the team of Chris Nolen and Janet Tonkin, who sold \$300.00 worth of tickets; on their shift alone. I am happy to report we sold over \$420 dollars worth of tickets. We are excited about some added venues this year to sell tickets at, such as Memorial and Sutter Hospitals, we have increased the number of guilds we visit and we may even try a farmer's market which is under discussion.


I want to thank the OPQ team who kept all the balls in the air while I was away visiting my daughter in Spain; Dianne Cheli, Glenda Ross, MaryAnne Hayre, and Pat Kearns. Thank you ladies you did a wonderful job.

Our team is looking at ways of getting your attention to purchase tickets at the meetings and to make it super simple for you. If you have an idea or suggestion; please share with us, we are always open to new ideas.

Please don't forget the upcoming Sonoma County Fair and support Pam McVey in her volunteer needs, again this is a great way to generate ticket sells and display the art of quilting to the community at large.

Maybe, you have noticed lately that Venus and Saturn are very visible to the eye in the night sky. Take a look they are amazing, so bright. Well, when your looking at these amazing planets surely it will remind you of our own *Cosmic Universe* and how lovely it would look hanging on your wall. Then you can say the *Universe* is right here with me - now day or NIGHT! Please don't forget to purchase your OPQ tickets for a chance to have your OWN Universe.

 Lynette Whitman



Mark Lipinski Workshop continued

shop who dragged the ironing boards to and fro, those who helped schlep the tables and the chairs, those who freed Mark from the button-in-the-table trauma and a special thank you to MY Mark who kept Linda G from dropping her heavy load in the parking lot. Mark L said that from the corner of his eye he thought that Mark B was mugging her but it turned out he was just saving her Bacon....



Rollin' Rho

Rhonda Denny Reporting



THE LONGARM LADY

Custom Quilting Quickly

Full Service Quilting Studio
 Hundreds of Designs - Done in a Day!

gari.j@juno.com • (707) 217-0087



Gari Jones

Quilty Pleasures Studio
 112 School House Lane
 Geyserville



Follow The Longarm Lady on Facebook



A proud sponsor of Sonoma County Vetconnect

2015 Executive Board & Committees

President	2015 ELECTED BOARD	Vicki David	Friendship Blocks	Cheryl Dudley
Vice President		Jim Jensen	Group Email Coordinator	Sharon Fry
Treasurer		Phyllis Galloway	Historian	Sharon Fry
Secretary		Norma Viglienzzone	Hospitality	Carolle LeMonnier
Program Chair		Rhonda Denny		Judy Lindberg
Program Chair Elect		Jan Nilsen		Edie Sorensen
Parliamentarian		Dianne Cheli	Library	Georgiann Morrissey
Members-at-Large		Sharon Fry	Membership	Sharon Fry
		Linda Hooper		Rhonda Denny, Jan Westerman & Jan Andrews
		Helen Smith		Jan Andrews
		Jan Westerman	Newsletter Editor & Circulation	Diana Roberts
	2014 COMMITTEES		Newsletter Proofreading	Dianne Cheli
Block of the Month		Sue Gragg	Nominating	Lynette Whitman
Boutique		Betty Upchurch, Joni Poole	Opportunity Quilt Tickets	Debby Bainbridge
		Carol Jarvis & Chris Nolen	Sew-A-Row	Jan Westerman
Community Outreach		Mirna Estes	Sunshine*	Diana Roberts & Janice Rodgers
Community Quilts		Pam Beebe & Anne Dondero	TSW (Tech. Sharing)	Linda Hooper
Fair Liaison		Pam McVey	Videography	Jim Jensen
Field Trips		Wendy Mouille	Website	Vicki David
Finance		Phyllis Galloway	Past President	

Remember!

- NAME TAG • SHOW AND TELL • COFFEE MUG •
- LIBRARY BOOKS • LUNCH • NO PETS • NO FRAGRANCES •
- REUSABLE PLATE & FORK • CELL PHONE ON SILENT •

SRQG 2015 Calendar

JULY

- 2** **Business Meeting**
Sewing Room Sale
- 16** **Program Meeting**
Catherine Redford~
“Lessons Learned in Quilting”
TSW: Jim Jensen ~ “Quilt As You Go”
- 17** **Workshop**
Catherine Redford ~
“Quilting: Beyond the Ditch”
Luther Burbank Art & Garden Center
2050 Yulupa, Santa Rosa
- 23** **Board Meeting**
10:00 am. Family Room at Masonic Center.
All are welcome.
- 24** **Sonoma County Fair Begins**
- 30** **FIFTH THURSDAY RETREAT!**
Luther Burbank Art & Garden Center 9:00 - 3:00
Bring your own project or work on a community
project! **All are welcome!**

AUGUST

- 6** **Business Meeting**
Guild Challenge Due
Sew A Row: fourth rows due
- 9** **Sonoma County Fair Ends**
- 20** **Program Meeting**
Debbie Caffrey ~ “How to Have It All”
TSW: Barbara Cortelyou ~
Fat Quarter Placemats
- 21** **Workshop**
Debbie Caffrey ~ “Power Cutting & Power
Cutting, Too”
Luther Burbank Art & Garden Center
2050 Yulupa, Santa Rosa
- 27** **Board Meeting**
10:00 am. Family Room at Masonic Center.
All are welcome.

Affiliate Members

ANIMAL COIN.COM

Ann Nolen
1007 Baird Rd. ~ Santa Rosa
888-1837
<http://www.animalcoin.com/>
ann@animalcoin.com
Online Sales Only

BOLT

Kate Barrett
219 N. Cloverdale Blvd. ~ Cloverdale
894-2658
Tues. - Sat. 10:00 - 6:00
<http://www.boltcloverdale.com/>
info@boltcloverdale.com
10% discount for SRQG members

BROADWAY QUILTS

Gery Rosemurgy, Owner
20525 Broadway, Sonoma, CA 95476
707-938-7312
www.broadwayquilts.com
Mon-Sat 9:30-5:30, 11-3 Sunday

COUNTRY MOUSE

CUSTOM LONGARM QUILTING

Carol Stevens Marcia Seeley
707-321-5361 707-571-8284
1695 Willowside Road
Santa Rosa, CA 95401
CountryMouseQuilting@gmail.com
Friday-Sunday By Appointment

HEARTMADE QUILTS

Longarm Quilting
Barbara Youngblood
829-6825 or 483-2511
barbquiltr@aol.com
www.heartmadequilts.com/

IT'S FROM GRANDMA

Machine Embroidery and More
Janice Rodgers, Owner
P.O. Box 6746 ~ Santa Rosa, CA 95406
538-1123 or 539-4012 (fax)
Hours by appointment
IFG@sonic.net.

THE LONGARM LADY AT QUILTY PLEASURES STUDIO

Custom Machine Quilting
Gari Jones
112 Schoolhouse Lane
Geyserville, CA 95441
217-0087
Hours by Appointment
gari@juno.com

MARIAN'S MAGIC NEEDLE QUILTING

Custom Machine Quilting
Marian Drain
1140 Sanford Ranch Rd.
Ukiah, CA 95482
472-0195
Hours by Appointment
<http://cuddletimequilts.wordpress.com/>
cuddletimequilts@me.com

THE SEWING & VACUUM CENTER

1250 Mendocino Ave.
Santa Rosa, CA
707-575-5279
Mon.-Sat. 10-6
<http://www.mysewvacplace.com/>

 **For the Record**
The minutes of our meetings can be found archived on the blog on our website. Please review them and report any corrections to Norma Viglienzone or Vicki David.

Board Meeting

Thursday, July 23, 2015
10:00 a.m.
Scottish Rite Family Room
All Members Are Welcome

SANTA ROSA QUILT GUILD



CONTACT INFORMATION

PRESIDENT

Vicki David

president@santarosaquiltguild.org

VICE PRESIDENT

Jim Jensen

NEWSLETTER EDITOR

Jan Andrews

editor@santarosaquiltguild.org

MEMBERSHIP

Rhonda Denny, Jan Westerman
& Jan Andrews

membership@santarosaquiltguild.org

PROGRAMS

Rhonda Denny & Phyllis Gallaway
programs@santarosaquiltguild.org

MEETINGS AND MEMBERSHIP

The Santa Rosa Quilt Guild meets the first and third Thursdays of each month (in December only one meeting is held on the first Thursday) at 10:00 a.m. at the Scottish Rite / Masonic Lodge in Santa Rosa, 600 Acacia Lane, between Mission Boulevard and Middle Rincon Road on Highway 12 east of Santa Rosa.

Membership dues are \$35 per year. The calendar year is January to December; new member's dues are prorated. Regular meetings, special programs, use of the extensive library and special discounts from some affiliates are benefits of membership. For More information or to send a check for dues email:

membership@santarosaquiltguild.org