




# Stitch 'n Times

Santa Rosa Quilt Guild  
P.O. Box 9251, Santa Rosa, CA 95405  
April 2016 • Vol. 40 • No. 4

## President's Message

"Spring has sprung, the grass is riz ... I wonder where the flowers is" ... a silly rhyme I remember my mom liked to tease me with when I was a kid. Spring has certainly sprung quickly here in Sonoma County. We had irises all winter, the narcissus bloomed in January, and our maple trees are already in full leaf. The blooms on the crabapple never smelled sweeter. With all the rain and mild weather, the citrus trees are covered in flowers and we were able to harvest kale and lettuce all winter. The big surprise is not one of our many daffodils bloomed this year. "I wonder where the flowers is!"



Ahh Spring ... a time for renewal and transition. Do I dare say "spring cleaning"? If your work area is anything like mine, it will definitely take a lot more than one season of the year to get organized. I have yet to get into the habit of working on one project at a time until it's completed (I'm certain I'm not alone in that practice). That means that there are remnants of many projects all over my work space. What to do?

A good start might be to find at least two bags full (yessir, yessir, two bags full) of useable scraps and bring them in to a guild meeting for the silent auction table. I could also commit to completing at least two UFO's before I start another project.

But with all the fun challenges presented at the guild like Block of the Month, Sew-a-Row, Friendship Blocks, this year's Quilt Challenge based on "seasons," the upcoming Mystery Quilt in June (I still haven't quilted the last two, but wouldn't miss doing another one) and projects

started during our great workshops ... well, I never know when I might need those scraps I'm threatening to give away, and why go back to a UFO when there is something new and exciting to work on?

Okay, I'll admit. My workspace is a mess, but I know where to find what I need and besides, it's just me and my helper cats and my very understanding husband who have to live with it. I suspect the madness will continue as long as I'm able to get things done. And please note, when I say "done," I'm not necessarily saying "finished."

Lots of good things happening this month ... our April 7 meeting will be very busy. Our beautiful Opportunity Quilt, "Cosmic Universe," will be raffled off and the new Opportunity Quilt, "Make Mine Plaid" will be introduced. We're so very grateful to Pat Kearns for making ticket sales such a success this year. Our annual "Parade of Quilts" for Valley of the Moon Children's Home will show off the great work done by Community Quilts. And be sure to stick around for the TSW (Technique Sharing Workshop) featuring Genelle Voorhees and Cathy Conover as they tempt us with "No Knead Bread" ... I hear there will be samples ... if you get there before I do.

Happy Spring everyone! Use this re-energizing time of year to boost your creative juices!

**Jim Jensen**

## 2016 Programs

### KIM FAUTH

April 2016

Kim Schrader Fauth has been teaching quilt classes for approximately ten years but has been quilting for over thirty years. When she came up with the new ABCD Technique, she shared it with her Monday quilting group, they strongly encouraged her to write



a book because the technique was so new and different.



This is the first quilt ever made using the ABCD Technique.

The book uses three fabrics cut into any size squares. The ABCD Blocks system takes three hours to make all 32 blocks.

**April 21 Program** Kim will present a trunk show, “**ABCD Quilting Magic: How to Make the Blocks and Design.**” The blocks look complicated because they have parallelograms and trapezoids in addition to triangles.

**April 22 Workshop** Kim will present “**ABCD Quilting - 32 Blocks in 3 hours.**” Please visit her website to see samples of the possible quilts; especially under the “students” heading.

<http://www.abcdquilting.com>

## Ann Shaw Workshop

### FLOWERS OF THE GORGE

Twenty three people participated in Ann Shaw's workshop and learned the process of making pieced flowers from rather intricate patterns. Once we got the jist of how to do the patterns we were off and running with our fabrics. Ann did a special presentation the day before at The Quilted Angel in Petaluma to help with fabric selection. The Quilted Angel sold a lot of fabric that day!



Ann Shaw mentoring Bonnie Engel

Ann was an excellent teacher and her directions were clear and detailed. She made sure everyone had her attention and got their questions answered. We should see lots of poppies, sunflowers and a few other flowers soon at show and tell. What a fun day!

April 2016

### LENORE CRAWFORD

MAY 2016

“My fabric art combines my love of France, French architecture, and flower gardens, along with my passion for color and realism. The texture and warmth of the fabric itself, along with fabric painting, give the art an impressionistic feeling that only this medium can produce. I invite you to explore the many lovely possibilities with me, whether shopping for fabric art or learning to create your own.”



### **May 19 Program**

#### **“Fusing/Fabric Painting to Create an Art Quilt”**

In this lecture Lenore will talk about how she has evolved from using other art media to using her own fusing technique with fabric paint to create art quilts with depth and color from photographs she has taken in her travels. She will tell us how she creates a piece from beginning to end and give secrets she has learned on how to make your design a winner.

### **May 20 Workshop**

#### **Fusing and Fabric Painting to Create a Realistic Art Quilt**

Let your inner artist come out and play in this workshop with Lenore Crawford and create a beautiful quilted piece by fusing and painting some special flowers.

In this workshop, we will begin to design a small fused project. We will work from one of Lenore's patterns shown on the [Patterns](#) page of her website: Yellow Poppies, Red Poppies, Yellow Cone Flower, Cone Flower or Rose, since these are the least complex patterns for beginners. A \$15 supply fee includes her patterns plus other supplies she will provide. Fabric requirements are on her website for each pattern. For the pattern you choose, select your fabric beforehand and bring it to class!

<http://www.lenorecrawford.com/teaching.html>

Supply list:

<http://www.lenorecrawford.com/supplies.html>

Patterns: Please note: choose the patterns suggested on the workshop description.

<http://www.lenorecrawford.com/patterns.html>

Pattern fabric requirements:

<http://www.lenorecrawford.com/fabricrequirements.html>

 Jan Nilsen

[www.srqg.org](http://www.srqg.org)

## Coming in June 2016

### GRACE ERREA



Grace is a self-taught artist and her work illustrates and has been recognized for exceptional primary use of values and secondary use of color. Her focus on value makes it easy for her and her students to create inspiring botanicals, landscape scenes and portraits, in any color.

Grace's innovative techniques and her focus on value have attracted widespread interest from quilters, as well as national and international galleries, museums and publications. She has been invited to show her art and to teach overseas and in various locations in the United States. She has appeared on the Quilt Show with Alex and Ricky and her easy going approach to teaching makes her classes a delight to attend.

### June 16 Program

#### "The Value of Value"

Color gets the credit but VALUE is what always makes a successful textile piece. Learn all about VALUE, how to see it, how to use it, and how to always come out with an amazing, successful piece by focusing on value and letting all else fall into place naturally.

### June 17 Workshop

#### "Intro to Heat-Set Machine Applique"

In this class you will learn to use an applique technique so new and revolutionary, you will use nothing else once you try it. It is easy, foolproof and the results are always amazing.

This technique leaves the quilt and the fabric soft and manageable, not stiff and board-like, as fusible webs and glues do. The best however, is that you can do **raw edge** applique without any fraying edges!! This technique produces a **no-fray raw edge applique** as a result.



June Program continued →

## 2016 Guild Challenge

Happy Spring...one of my favorite seasons of the year.....rebirth and renewal of the beautiful area we live in here in Sonoma County.

I'm hoping that you are finding something "seasonal" to inspire you for the quilt challenge quilt to be revealed later this year.

Again, no size constraints just your own personal expression of the seasons Mother Nature delights us with....

Happy creating



Carole Behlke

## Welcoming Committee

Santa Rosa Quilt Guild Membership committee grows by adding a Welcome Committee to greet and inform new members and prospective new members with orientations and tutorials in 2016. This committee will have an information center that includes applications for membership and two guides to introduce each new member to a designated person to offer a point of comfort and contact. We are such a large group and it is easy to see that one could feel lost or worse, unimportant.

The Welcome Committee includes Jan Westerman, Loni McDonald, and Colleen van de Kraats conducting tours and making introductions while Rhonda Denny manages 'the desk'. New members go to the head of the lunch line (and so does their guide...)

We are very much looking forward to implementing this much-needed sub-committee to help new members feel welcome.



Jan Westerman  
Loni McDonald  
Colleen van de Kraats  
Rhonda Denny

---

### June Program continued

You will be amazed and love the process and the results! and will never go back to fusing, gluing, or pinning and stitching with nylon thread, ever again! To practice these techniques you will have a choice of any one of the wonderful patterns shown on the website under Heat Set Applique workshop. Grace provides a **kit that includes the pattern of your choice, and the Heat-Set product**. (Kit cost is \$20, a \$22 value). The patterns can be purchased in the class.

Look for the picture on the [patterns page](#) and view the [Supply List](#).



Jan Nilsen

[www.srqg.org](http://www.srqg.org)

## Library News

The following is a list of the books that came into our possession since our last newsletter. For images of the covers and more detailed descriptions of the items, just click on LIBRARY on our website [www.santarosaquiltguild.org](http://www.santarosaquiltguild.org) Linda Hooper has written easy-to-understand directions about how to utilize the library site. To locate her instructions, click on the underlined "here" in the second paragraph at the top of the library page. Let me know if you would like guidance with the site and we'll sit down at the Library's laptop computer after a meeting. *A hint: if you are looking for an author, remember to type in the last name first, and if you are searching for a book title, type in the first "important" word leaving the a, an, and the's 'til the end.*

THE IMPROV HANDBOOK FOR MODERN QUILTERS – A GUIDE TO CREATING, QUILTING & LIVING COURAGEOUSLY by Sherri Lynn Wood (Recommended by Diana Roberts)

ABCD QUILTING by Kim Schrader Fauth (our April 21, 2016, speaker)

SNOW HAPPY by Robin Kingsley of Bird Brain Designs (Betty Upchurch's sister, Wilma Taylor, is mentioned in the Acknowledgments!)

ANIMAL PARADE by Cheri Leffler

ANIMAL PARADE 2 by Cheri Leffler (two absolutely adorable books filled with "lions, tigers, and bears," requested by Cecile Clabaugh, for grammas/aunts/uncles – or just because the critters are just tooooooo cute!)

BACKYARD BIRD QUILTS by Jodie Davis (Pam Brown suggested this book, and it is especially timely for those of us making Friendship Blocks for Debby Bainbridge)

IRISH CHAIN QUILTS by Melissa Corry (suggested by Jana Ulmer – a fresh take on a traditional pattern)

THERE'S MORE THAN ONE WAY TO BIND A QUILT (a skinny book full of easy-to-follow photos)

SIMPLY STUNNING SEAMLESS QUILTS by Anna Faustino (looks like stained glass – fusible)

SEW CRAZY WITH DECORATIVE THREADS & STITCHES by Alice Kolb (a donation)

Library News continued →

### Library News continued

QUICK AND EASY QUILTING by Jodie Davis and Linda Hampton Schiffer (foundation piecing – a donation)

101 QUILT BLOCKS FOR HAND PIECING . . . OR MACHINE PIECING IF YOU'RE FRIENDS WITH YOUR MACHINE by Linda Causee (a donation)

*Have you pawed through the ever-growing box of rulers, templates, and stencils that have been donated to our library for members to check out?*

Be sure to let me know if you find an item that our library need!

And don't forget that we have magazine subscriptions to:

FONS AND PORTER'S LOVE OF QUILTING  
QUILTERS NEWSLETTER (all of the issues since the very beginning!)  
MACHINE QUILTING UNLIMITED  
AMERICAN QUILTER  
QUILTMAKER


Plus many past issues of:

QUILT LIFE (Alex Anderson and Ricky Tims) Discontinued with the October 2014 issue -DARN!  
MINIATURE QUILTS  
JAPANESE magazines  
QUILTMANIA (European)

Wearing your nametag is a huge help to everyone. This is an excellent way for us to get to know each other.

Check out as many of our more than 3,000 books, DVDs, and CDs, plus magazines, as you wish ~~ just remember to return them to the very next meeting, pretty please, as there are so many members in the guild who also wish to use the items.

Our library needs many, many volunteers. You do not need to formally sign-up to help – we'll take whatever time you can spare before or after any meeting. If you do not like the job you are given, don't be shy – let us know what you would rather do. I can never thank everyone enough for their assistance and support with making our library the best in the entire world!



## Boutique and Raffle

Susan and Cyndi have already proven to be an asset to the raffle. We had another very good day with several new winners. It's really good seeing so many of our members participating. Chris is still doing a great job selling tickets.

We are getting new items in for the boutique, and its great seeing new items and the interest in them. Thread catchers are still our best selling item.

As a reminder, the Healdsburg Quilt and Doll Show is rapidly approaching. April 9, 9 am to 4 pm. Thank you to everyone who has volunteered to work with the opportunity quilt and with the boutique. It's a fun show and has always been very profitable for the participating guilds.

 Betty Upchurch


## Sewing Room Sale

Are you interested in selling items from your sewing room that you no longer use, are interested in, or have duplicates of? Anything from fabric, rulers, thread, lamps, furniture, storage bins, etc.

The Sewing Room Sale is coming—contact Joy McGoran if you are interested in this event.

 Joy McGoran

## Sunshine



Knowing that someone cares can really make a person's day brighter. Please contact me by phone or email if you know someone who could use a card from the SRQG.

Happy Sewing,  
Jan Westerman  
(Ms. Sunshine)

## For the Record


The minutes of our meetings can be found archived on the blog on our website. Please review them and report any corrections to Becky Stanley or Jim Jensen.


## Block of the Month

### APRIL

### Modern Swirl

Full pattern is on our website!



 Diana Roberts

## Wine Country Quilt Show

Fellow Quilter,  
We NEED YOUR quilts for the 2016 Wine Country Quilt Show! Please submit your quilts so we can have a fabulous experience for the attendees! Deadline for quilt entries is April 8. Entries can be made on-line or forms printed from the MQSC.org website under the Quilt Show tab.

Trina Jahnsen  
Quilt Show Entry  
tjrriver@yahoo.com

## Ride Sharing

Ride Sharing is a great idea. No one should ever miss a SRQG meeting due to transportation. If you would like a ride send me an email or call me the Tuesday before the Thursday meeting and we shall see if we can pair you with someone nearby.

If you can provide a ride please let me know I have a list of volunteers and would love to increase the opportunities of success. Thank you so much!

Rhonda Denny  
Welcome Wheels

### stitch'n times advertising rates

Business Card	2.25" x 3.5"	\$10.00
1/4 page vertical	3.5" x 4.875"	\$25.00
1/4 page horizontal	4.875" x 3.5"	\$25.00
1/2 page vertical	3.65" x 9.75"	\$50.00
1/2 page horizontal	7.5" x 4.75"	\$50.00
Full page	7.5" x 9.75"	\$100.00

Contact Newsletter Editor Jan Andrews

## Technique Sharing Workshops

At our April 7 SRQG meeting, we will have a TSW following lunch. This month's topic is: "No-Knead Bread" presented by Genelle Voorhees and Cathy Conover.

Would you like to learn how to make the crusty, delicious bread served at many of the Guild meetings? If so, then please join us! TSWs (Technique Sharing Workshops) are free and shared by one of our members.

We will have handouts of the recipe at the presentation. Also, a link is available on the website under TSW for you to print out the recipe.

We will assemble after lunch around the stage area. There will be a sign-up sheet in the back of the room under the TSW sign on the wall. Please sign up so that we get an idea of how many are planning to stay and attend the workshop.

Thank you! Look forward to having you join us on April 7!

 Linda Gilbert

## Opportunity Quilt

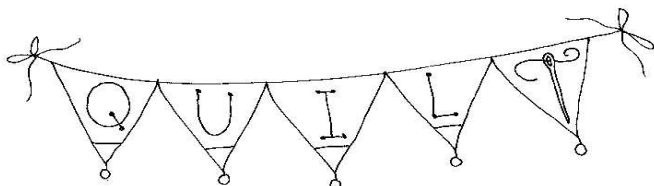
"Cosmic Universe" is about to leave us for its lucky new home. The winning ticket will be pulled at our April 7<sup>th</sup> meeting. Our thanks go to the four guild members who envisioned and made this exceptional quilt, pictured here with their creation, Lorna Fiori, Kathy Rathbun, Elizabeth McDonnell and Vivian Valencia.

My thanks to those members who signed up to sell tickets at the many venues where the quilt appeared and to the friends who frequently taxied the quilt, the gear and me to guild meetings and venues. Truly, it would not have succeeded without you.

And thanks to you, the members who purchased tickets. If you haven't yet, then dig out those sticky return address labels to bring with you April 7<sup>th</sup>. Tickets will only be sold before the meeting. Consider arriving a bit early.

Pam McVey will chair this committee beginning April 7<sup>th</sup> when the new quilt is introduced. Let's give her our support.

 Pat Kearns



## Friendship Blocks

We have suddenly exploded with lots of options for friendship block requests. Debby Bainbridge has a Bird Block and Linda Gilbert has a San Francisco Block request. You can find the directions of both of these blocks on the Guild's website under Friendship Blocks. Also there are pictures of Bird Blocks that have already been handed in. This may help you with the design of your block. As always there are books in the Library with lots of ideas and patterns! I will have a Community Quilts block that will be available to handout at the April 7, 2016 Business Meeting.

We encourage people to sign up for the friendship blocks. Each member request is limited to 20 blocks. The Community Quilt block requests are usually for 11 blocks. By signing up for a specific block you are securing a spot, because when the desired numbers of blocks are collected the block is "closed." Just remember we are requesting your blocks be turned in by the end of 3 months after the block was "opened."

While updating the Friendship Block List of credits we have "acquired" a bunch of unused credits that we want to pass on to the members. Therefore we will be raffling off 2 sets of 10 credits each. I will be selling raffle tickets for the next 2 months and hold the drawing on May 26, after the guest speaker. The raffle tickets will sell for \$1 each or 6 for \$5. The money will go directly to the Guild.

If you have any questions, or to sign up for a block please e-mail me.

 Cheryl Dudley



Cosmic Universe with it's makers, L-R: Lorna Fiori, Kathy Rathbun, Elizabeth McDonnell, and Vivian Valencia.

## Community Quilts

**Thursday April 7** will be the parade of 100 quilts to be donated to the Valley of the Moon. This is always a favorite meeting of the guild. Have a camera ready to snap all the lovely quilts.

**Thursday April 14** will be a work day at Pam Beebe's home in Santa Rosa. We will be working from 10-2. Quilts will be layered for community quilts. Kits can be assembled for quilts. Come for as long as you can. Bring a lunch.

**Thursday May 5** will be a Quilt-a-thon for the whole guild. It is a fun day of quilting, bring your machine. As always there will be quilts in all stages to work on. It is a fun day to visit with friends and make great progress on all the quilts we need for donations.

### **For those who like to make quilts at home:**

After this year's donation of the 100 quilts to the Valley of the Moon Children's Home we will need to start accumulating quilts for our 2017 donation. The quilts should measure approximately 40 x 60.

Each December we donate toddler quilts to Alternative Family Services, a non-profit that supports foster care families in the county. These quilts should be larger than baby quilts. We also donate lap quilts to deserving seniors in skilled nursing facilities and to Secret Santa. Some go to Verity, a non-profit in Santa Rosa that provides services for rape victims. These should be approximately 40 x 60.

We are always in need of baby quilts that measure 32 x 40, These are donated to the Sutter and Memorial neonatal intensive care units and to the county Public Health Nursing program.

Thank you to all who so generously participate in making quilts for our community!

 Pam Beebe, Laura Barrett,  
Nancy Stedman & Janet Tonkin

## Change of Information?

Don't forget to notify  
The  
Membership Crew

Thank you!

## We Have Rulers!

Rulers, Templates, and Stencils, Oh MY!

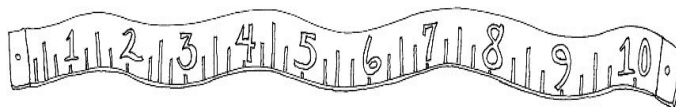
The Guild has a selection of the above items available for use by guild members and check out is as easy as taking out any other Library item!! There is a "box" in the library room that has the items sorted and cataloged for your reference (look at the Blog and under Forms on the website).

There is quite an array of rulers, specialty and regular as well as quilting templates that might just fit in your projects future. I will be going thru my collection of templates and specialty patterns and making donations to the guild resources. Donations are welcomed as we need to spend our quilting pennies on beautiful fabrics and notions.

The Library table will be the place to stop if you have a question on how or where to find the "box" or you can look for me....and I will do what I can to assist.

Thanks for your time and attention to making the most of this very special group and collection of resources.....

 Carole Behlke



## **COMMUNITY QUILT SIZES**

If you are making donation quilts on your own, these are the approximate sizes most needed.

32" x 40" Baby Quilts	For Sutter & Memorial NICUs, Public Health nursing, & teen moms. We provide kits for making the tops, or you may use your own fabrics.
40" x 60"	For Valley of the Moon and other Organizations serving children in need. Please use bright colors for young children or fabrics that will appeal to teenagers.
50" x 65"	For 18 year olds aging out of the Foster Care system and for women residing at the YWCA Safe House.
40" x 60"	Lap quilts for adults. Given to Secret Santa, women being served by Verity, deserving seniors in local convalescent hospitals, & others.
Doll Quilts	For little girls & boys. We collect them throughout the year and donate during the holidays.

Thank you to all who are involved with this important outreach project!

## 2016 Tri-Guild Luncheon a Huge Success

Santa Rosa Quilt Guild hosts the Annual Tri-Guild Luncheon  
March 12, 2016, at the Scottish Rite Center at the corner of Highway 12 and Acacia Lane.

In Sonoma County there are three quilt guilds that take turns hosting this marvelous mixer as a way for the quilters to get together to know each other better (hence the name 'Tri-Guild Luncheon'). They are Petaluma Quilt Guild (PQG), Moonlight Quilters of Sonoma County (MQSC), and SRQG. This is a grand event that is months in the making. The committee in charge was Betty Upchurch's mini group, 'You Snooze, You Lose,' chaired by Linda Hooper. A theme is selected, announcements are made, and baskets - and the loot to fill them - begin to roll in.

This year the theme is 'Fiesta,' which is Spanish for 'Party,' and what a party it was! Hospitality volunteers (affectionately known as "the kitchen crew") arrived at 8:00 am and everyone else at 9:00 am. All volunteers were encouraged to dress in bright colors. Guest sign-in included Vicki D, Carol A, Libby O, Janet S, Carolyn M, and me. The little, red felt chili pepper nametags were issued at the sign-in table where we also collected Fiesta-themed quilt blocks designed by Amy Walsh of Blue Underground Studios. (The invitations to the luncheon had the instructions for the blocks.) Each person was encouraged to make as many as they wanted and each block turned in earned one raffle ticket. The raffle tickets were placed in boxes specific to each guild to be drawn after the lunch. The quilt blocks were divided into sets of 81 blocks. There were five sets of 81 blocks - and one with 35 or so. That is a lot of blocks! I personally turned in 22 and guess what? I won a set of 81! Sharon Fry couldn't attend but also won a set of 81. Chris Nolen won the odd set.

Once inside, the main hall was fantastic. Two walls were lined with Raffle Baskets chock-full of fabric, notions, patterns, wine, books, a bounty of inspiration, along with a lovely, large quilt in a kaleidoscope pattern, and gift certificates for quilting. There were 19 tables, each with its own hostess, seating eight people. They were delightfully decorated. I sat between Jan A and Susan S, hosted by Laura B. Each hostess made party favors. Laura made chili pepper themed fabric boxes containing candy. At each place setting were little tuna can-size pots filled with succulents, and nearby tiny felt needle cases. Betty walked around the room carrying a giant basket of 'Quilters Dream Batting' samples and passing them out.

The lunch menu consisted of a generous-portion chicken or vegetarian taco salad in a flour tortilla 'bowl,' crazy delicious salsa and chips, and iced tea. We held onto our forks for a dessert designed to make one's mouth water just thinking about it - a layered Flan custard chocolate cheesecake with raspberry syrup. (I hear that the recipes are on the guild website.) These dishes are a must-have for any proper party...



There was entertainment by Mateo, a handsome man dressed in authentic attire, who played the guitar - and made some of us swoon. When he performed "Cielito Lindo" (better known to most Americans as 'The Frito Bandito Song'), the entire room burst into song with him. Jolene Johnson, El Molino High School's dance teacher, who gave a short talk called 'Mexican Heritage and Textiles,' followed Mateo. After Jolene, two gorgeous young women danced Folkloric stories wearing amazing dresses that had yards and yards of fabric and hair ornaments with miles of ribbons. They looked like butterflies in perfect synchronicity. After the dance they fluttered around the room allowing us a closer look at the costumes while we praised their beautiful dance. Please check out the photographs on SRQG.org to see our very own Jan W table-dancing...I mean...'performing with the girls,' adorned in a headdress of braided ribbons. Jan W was the Mistress of Ceremonies. She did a wonderful job and we saw a side of her that isn't often revealed at guild meetings...

'You snooze, You Lose' did an amazing job of coordinating this grand event. Approximately 160 quilt enthusiasts from three groups converged to dine, interact, and spend money on raffle tickets. Our own Cecile C won four baskets! I think I am going to give her a few bones to buy a lottery ticket for me. She is one lucky gal...  
Next year Petaluma Quilt Guild will host the Tri-Guild luncheon and I'm already looking forward to it!



Rhonda Denny Reporting



# Quilt & Doll Show

Mimosa &  
Continental  
Breakfast  
9:00am-11:30am

## Quilt & Doll Show

**Saturday, April 9th 9am-4pm**

**Featuring Guest Speakers, Julie Silber and  
Joe Cunningham from 1-4pm**

Julie Silber, lecturer, author and  
curator with over forty years  
experience collecting and  
studying quilts

Joe Cunningham, quilt maker,  
author, lecturer and seen on PBS  
series "Craft In America, and HGTV  
"Simply Quilts with Alex Anderson,"  
as well as "The Quilt Show."

Over **200** quilts on display  
some dating back nearly 200 years

**Appetizers, desserts, beverages & wine tasting**  
**Raffle and door prizes • Doll and Quilt Vendors**  
**Cash prizes for quilt winners**

**Saturday, April 9th 9am-4pm** \$3 suggested donation

[www.Healdsburg-Senior-Living.com](http://www.Healdsburg-Senior-Living.com)

**Hosted by Healdsburg Senior Living**

725 Grove St. Healdsburg, CA 95448

(across from Seghesio Winery)

707-433-4877

**Quilts Wanted:** If you  
have a quilt you would  
like to enter in the show  
please contact: Liz Sat.  
and Sun. 433-4877 or  
Tony Mon-Fri 395-2302

# Quilt & Doll Show

Quilt & Doll Show

Quilt & Doll Show

# 2016 Executive Board & Committees

President	<b>2016 ELECTED BOARD</b>	Friendship Blocks *	Cheryl Dudley
Vice President	Jim Jensen	Historian *	Sharon Fry
Treasurer	Linda Hooper	Hospitality *	Carolle LeMonnier
Secretary	Phyllis Gallaway		Judy Lindberg
Program Chair	Becky Stanley		Georgiann Morrissey
Program Chair Elect	Jan Nilsen	Library *	Sharon Fry
Parliamentarian	Janice Rodgers	Membership *	Jan Andrews, Sue Gragg & Vicki David
Members-at-Large	Dianne Cheli		Jan Andrews
	Sharon Fry		Diana Roberts
	Joy McGoran	Newsletter Editor & Circulation *	Dianne Cheli
	Helen Smith	Newsletter Proofreading	Patricia Kearns
	Jan Andrews	Nominating	Genelle Voorhees
		Opportunity Quilt Ticket Sales *	Jan Westerman
		Sew-A-Row *	Linda Gilbert
		Sunshine *	Fran Threewit
		TSW (Tech. Sharing) *	Linda Hooper
		UFO Challenge	Linda Hooper
		Videographer *	Rhonda Denny
		Website *	Vicki David
		Welcoming Committee	
		Past President	
			* Standing Committee
	<b>2016 COMMITTEES</b>		
Block of the Month *	Diana Roberts		
Boutique *	Betty Upchurch		
Bus Trip	Wendy Mouille		
Challenge Quilt	Carole Behlke		
Community Outreach *	Mirna Estes		
Community Quilts *	Pam Beebe & Anne Dondero		
Email Coordinator *	Sharon Fry		
Fair Liaison	Pam McVey		
Finance	Phyllis Gallaway		

# Remember!

- NAME TAG • SHOW AND TELL • COFFEE MUG •
- LIBRARY BOOKS • LUNCH • NO PETS • NO FRAGRANCES •
- REUSABLE PLATE & FORK • CELL PHONE ON SILENT •

## SRQG 2016 Calendar

### APRIL

- 7 Business Meeting!**  
**Opportunity Quilt Raffle**  
 Valley of the Moon quilts with Meg Easter-Dawson  
 Sew-a-Row: Row 2 due  
 TSW: Genelle Voorhees ~ “No Knead Bread”
- 14 Community Quilt Work Day**  
 Pam Beebe’s home. Come after 10:00 am  
 Bring a bag lunch and stay as long as you like.  
 We will be cutting fabric, making up kits and layering quilts for the May 5th Quilt-a-Thon.
- 21 Program Meeting**  
**Kim Fauth** ~ “Absolutely Beautiful Creative Designs/Quilting Magic”
- 22 Workshop**  
**Kim Fauth** ~ “ABCD Quilts -  
 32 Blocks in 3 Hours”  
**NOTE: This workshop will be held at the Scottish Rite Center**  
 9:00 a.m. to 3:30 p.m.  
 8:30 a.m. for set-up
- 28 Board Meeting**

### MAY

- 5 QUILTATHON!**  
 Bring your sewing machine or hand sewing tools and prepare for a fun day!
- 19 Program Meeting**  
**Lenore Crawford** ~ “How to Create an Art Quilt”  
 TSW: Rhonda Denny ~ “Welcoming Committee and the SRQG”
- 20 Workshop**  
**Lenore Crawford** ~ “Fusing & Fabric Painting”  
 Luther Burbank Art & Garden Center  
 2050 Yulupa, Santa Rosa  
 9:00 a.m. to 3:00 p.m.  
 8:30 a.m. for set-up
- 26 Board Meeting**

# Santa Rosa Quilt Guild Affiliates

## BOLT

Kate Barrett  
219 N. Cloverdale Blvd. ~ Cloverdale  
894-2658  
Tues. - Sat. 10:00 - 6:00  
<http://www.boltcloverdale.com/>  
[info@boltcloverdale.com](mailto:info@boltcloverdale.com)  
10% discount for SRQG members

## BROADWAY QUILTS

Gery Rosemurgy, Owner  
20525 Broadway, Sonoma, CA 95476  
707-938-7312  
[www.broadwayquilts.com](http://www.broadwayquilts.com)  
Mon-Sat 9:30-5:30, 11-3 Sunday

## COUNTRY MOUSE

### CUSTOM LONGARM QUILTING

Carol Stevens                  Marcia Seeley  
707-372-1350                  707-571-8284  
1695 Willowside Road, Santa Rosa CA 95401  
[countrymouse@gmail.com](mailto:countrymouse@gmail.com)  
Hours by Appointment

## THE LONGARM LADY

### AT QUILTY PLEASURES STUDIO

Custom Machine Quilting  
Gari Jones  
112 Schoolhouse Lane  
Geyserville, CA 95441  
217-0087  
Hours by Appointment  
[gari.j@juno.com](mailto:gari.j@juno.com)

## MARIAN'S MAGIC NEEDLE QUILTING

Custom Machine Quilting  
Marian Drain  
1140 Sanford Ranch Rd.  
Ukiah, CA 95482  
472-0195  
Hours by Appointment  
<http://cuddletimequilts.wordpress.com/>  
[cuddletimequilts@me.com](http://cuddletimequilts@me.com)

## MEISSNER'S SEWING CENTER

Formerly My Sew Vac Place  
1250 Mendocino Ave.  
Santa Rosa, CA  
707-575-5279  
Mon.-Sat. 10-6  
<http://www.meissnersewing.com/household/>

## PARKSIDE SEWING MACHINE CENTER

Authorized Bernina and Janome Dealer  
Jim and Annemarie Wyllie  
410 Santa Rosa Ave.  
Santa Rosa, CA  
707-576-1430  
Mon.- Fri. 9:28 - 5:04  
Sat. 9:03 - 12:04

## QUILTED VINE

Machine Quilting  
Lynda McLean  
2080 Mt. Olive Way  
Santa Rosa, CA  
707-528-4256  
Hours by Appointment  
[quiltedvine@sbcglobal.net](mailto:quiltedvine@sbcglobal.net)

## THE TREASURED THREAD

Custom Quilting & Embroidery  
Diane Bare  
304 Burt St. • Santa Rosa  
707-571-2078  
[Diane@thetresuredthread.com](mailto:Diane@thetresuredthread.com)  
Afternoon, Evening & Weekend hours

## VILLAGE SEWING CENTER

### VILLAGE SEWING OF UKIAH

John Furtado  
1455 Santa Rosa Ave. #B-1, Santa Rosa, CA  
707-544-7529  
1252 Airport Park Blvd., Ukiah  
707-467-9383  
Mon. - Fri. 10:00 - 6:00  
Sat. 10:00 - 5:00  
<http://www.villagesewing.com/>

# SANTA ROSA QUILT GUILD



## CONTACT INFORMATION

### PRESIDENT

Jim Jensen

president@santarosaquiltguild.org

### VICE PRESIDENT

Linda Hooper

### NEWSLETTER EDITOR

Jan Andrews

editor@santarosaquiltguild.org

### MEMBERSHIP

Jan Andrews, Vicki David

and Sue Gragg

membership@santarosaquiltguild.org

### PROGRAMS

Jan Nilsen

programs@santarosaquiltguild.org

## MEETINGS AND MEMBERSHIP

The Santa Rosa Quilt Guild meets the first and third Thursdays of each month (in December only one meeting is held on the first Thursday) at 10:00 a.m. at the Scottish Rite / Masonic Lodge in Santa Rosa, 600 Acacia Lane, between Mission Boulevard and Middle Rincon Road on Highway 12 east of Santa Rosa.

Membership dues are \$35 per year. The calendar year is January to December; new member's dues are prorated. Regular meetings, special programs, use of the extensive library and special discounts from some affiliates are benefits of membership. For More information or to send a check for dues email:

## Meeting Etiquette

- ◆ Please avoid chit-chat while someone is speaking to the group.
- ◆ Please peruse the Silent Auction & Boutique before and after the meeting--not during the meeting.
- ◆ Please, do not browse the speaker's table during the meeting.
- ◆ Please set your cell phone to silent mode or turn it off.
- ◆ At Speaker Meetings, please move to the center of the rows and eliminate empty seats, so late-comers will be able to find a seat and not disturb the group.

*Thank You Sew Much!*

