



Stitch'n Times

Santa Rosa Quilt Guild

P.O. Box 9251, Santa Rosa, CA 95405

March 2021 • Vol. 45 • No. 3

President's Message

It has been a year since we first heard about a disease called Covid-19. It changed our lives drastically. We stayed home and learned to use our TV remotes, ordered almost everything on-line, made masks, and exercised by walking to and raiding our refrigerators hourly.

The Freshman-15 became the COVID-19 (in pounds, that is!). Mask-making helped keep us busy from this frantic new "not knowing what would come next" lifestyle. It helped keep us focused on something to do for the greater good. People needed masks and we made them to help our friends, our families, and our communities. We hunkered down, we sewed, and we persevered with the goal of slowing the infection rate.

But, not much helped with our anxiety or creativity.

Then came Zoom and we were able to have Zoom meetings and see people on our electronic devices, phones, laptops, computers, etc. And we were able to carry on our usual "in-person" guild activities more readily. It helped us feel better connected to our quilting friends and our spirits lifted a bit, we were not alone after all, and our creativity resumed. Look at the wonderful Guild Challenges that were accomplished, Community Quilts results, and much more.

Now we are all on a new much more eager quest: finding places to get our Covid vaccinations. We are all more hopeful about the future and looking forward to a time when we can meet in person again, not just virtually, and carry on our work in our community. We still don't know when that will be, but we won't meet in person until it is safe to do so!

Let's look forward with hope for a bright future for us all. I am!



Genelle Voorhees

National Quilt Day

National Quilt Day is March 20, 2021!

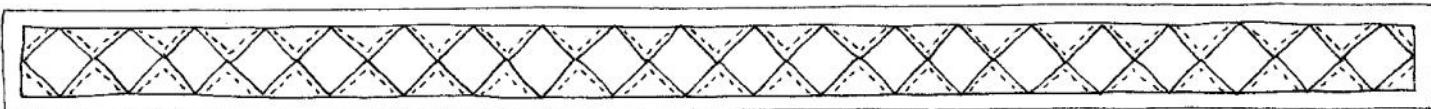
Around the country, special quilting shows, classes, open museums, and many other events celebrate the day. It also appreciates and recognizes quilt makers, along with all of their long labor, love, and skill that goes into the making of each quilt.

Join the Santa Rosa Quilt Guild as we celebrate this special day by hanging a quilt outside your home, weather permitting, for all to see and enjoy. Take a picture of your quilt hanging outside, preferably with you in the picture, and send your photos to Linda Hooper so we can all enjoy a slideshow. Please email photos as a .jpg attachment in large format. Please put "National Quilt Day" in the subject line or "NQD."

For more information on other ways to enjoy and celebrate National Quilt Day, visit the Quilt Museum at <https://quiltmuseum.org/nationalquiltingday/>



Linda Hooper



Programs and Workshops

A calendar with the full schedule of this year's programs and workshops is available on our website at <http://www.santarosaquiltguild.org/programs.php>

March 18, 2021

Lisa Thorpe

Program: "Photo to Fabric -- Design in the Palm of your Hand"

March 19, 2021

Workshop: "Bird Box Fabric Collage and Embellishments"
(Cancelled)

Program: "Photo to Fabric"

Our own local artist Lisa Thorpe, who was most recently the "Artist in Residence" at Bishop's Ranch, will be guiding us through the steps to transferring those precious photo memories we all have on to fabric.



I have wanted to learn this technique ever since Jan Westermann showed us her photo creation quilt a few years ago. Now is our chance to learn from a professional!

Workshop: "Bird Box Fabric Collage"
(Cancelled)



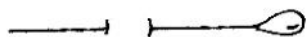
Unfortunately, the "Bird Box" workshop had to be cancelled due to lack of enrollees.

In order to cover our cost for the workshop we had to have had more than the five who enrolled. We must cancel no later than 30 days before the workshop in order not to be obligated for the cost of the entire workshop. We have now hit that threshold.

I will be contacting our enrollees with an option that Lisa has kindly offered them.



Bonnie Butler-Sibbald



April 15, 2021

Jenny Lyon

Program: "Quilting is a Contact Sport"

April 16, 2021

Workshop: "Yes, You Can Free-Motion Quilt"

Program: "Quilting Is A Contact Sport!"

A sometimes humorous look at how quilting affects our lives and relationships. Includes a trunk show of award-winning garments and quilts.



Workshop: "Yes, You Can Free-Motion Quilt"

Learn to free-motion quilt with hands-on encouragement and personalized instruction via Zoom.

You CAN quilt your own quilts on your home machine with very little marking and no stencils!

We will start on paper and make lots of mistakes there, then we will play on fabric samples with confidence.

Jenny uses a projector to show what she is doing so that you can see exactly how she quilts. It really is easier than you think! I am signing up participants now. Contact me today and I will send you the supply list!



The workshop costs \$40, payable to SRQG.



Bonnie Butler-Sibbald



UFO Challenge



It's that time of year to go through those boxes and drawers and pull out your unfinished fabric objects (UFOs).

In the years past when we could meet in person, you pledged \$5 per each item you said you would finish by a certain date. This year as we continue to do everything virtually there will not be any exchange of money.

The way this will work is you will send your UFO photos to Linda Hooper along with a short paragraph of what it is that you are pledging to finish by the September deadline. For each object you finish, your name will be entered into a drawing for an awesome prize. There will be more than one prize awarded.

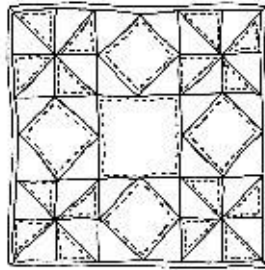
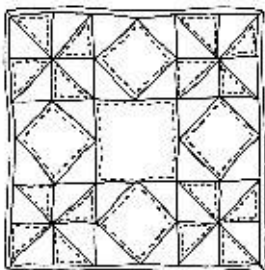
Very Important instructions:

- ⇒ Email your photos to Linda Hooper with "UFO" in the subject line.
- ⇒ Please **do not text photos**. Send them as a jpg in the large size.
- ⇒ If at all possible, include a photo of yourself with your project.
- ⇒ All UFO entries must be received by March 24, 2021.
- ⇒ Don't forget to write something about your project.
- ⇒ Completed projects must also be sent to Linda Hooper in the same format as above by September 2, 2021.

If you have any questions or you need help sending photos, please contact Linda Hooper.



Linda Hooper



March 2021

Block-of-the-Month

Well, in honor of the snow in Texas, and in honor of the now famous Bernie Sanders meme, we had to do MITTENS! So it's "Mittens in March!"

This is another 12-1/2" block. The background is light and the mittens can be any color of your choosing, even green for St. Patrick's Day. The angles are created by the "sew, cut, and flip" method we have been doing all along. It'll take a little longer than the others but it's still very, very easy to do.

Hopefully you're doing more than one and keeping one for yourself. You should have a scarf, a hat, and now some mittens. You're ready for the snow!!!

My only advice is to take off your mittens if you're going to sew.



Carolle LeMonnier
Joanie Bellinghausen



2021 Quilt Challenge

The theme for Quilt Challenge 2021 is "Rainy Days."

Some rainy day words to inspire: umbrellas, galoshes, rainbows, puddles, storms, lightening, raindrops, grey clouds, fireplaces, hot chocolate, cuddly quilts, reading books, windshield wipers, water spouts, itty bitsy spiders, floods, Noah's ark. Interpret the theme rainy days however you like.



Awards will be given to those who best express the feel of rainy days. Quilts can be any size larger than 30" by 30". Awards will be given in categories for traditional quilts, art quilts, word quilts, pictorial quilts, and landscape quilts. Plan for the quilt challenge to be due in August.



Debbie Faris-Cole

www.srqg.org

Technique Sharing Workshop (TSW)



When we are able to meet in person, Technique Sharing Workshops (TSW) are free, and take place during our guild meetings, beginning after the lunch break and usually lasting between 10 minutes and 30 minutes, depending on the topic.

These workshops, led or taught by our own members on a volunteer basis, give our members a chance to share, learn, and practice various special techniques related to quilting. Since we are now meeting on Zoom, the TSW is usually scheduled for the end of the meeting.



For March, we have a video from Betty Upchurch on a quick flip and sew technique.

If anyone has an idea for a TSW, please email me.

I appreciate any and all ideas/techniques.

Thank you.



Laurie Biundo



It's a Mystery!

My thanks to everyone who is sewing along with us on this mystery.

For those who are using a mélange of fabrics for the background I would only suggest that they be very homogenous in appearance when sewn and have good contrast with your chosen "print" scrap fabric. You don't want the pattern to "bleed" into the background.

Just a reminder, Clue #1 is a 9-patch that looks like this.



Clue #1 and #2
Block #2

The 4-patch is the "print" fabric, and the background will provide good contrast.



Clue #3A
Block #1

Make **10** blocks for Clue #1. Mark them as Block #2.

Using the same pattern, make **10** blocks for Clue #2. Mark them as Block #2 also.



Clue #3B
Block #4

Make **4** of Clue #3A and label them as Block #1.

Make **4** of Clue #3B and label them as Block #4.

Have fun with it!



Carole Behlke

FYI

Several readers have requested that we include member contact information in the committee articles. It is SRQG's standard policy to not publish email addresses or phone numbers in our newsletter articles to protect the privacy of the writer. Please refer to your roster if you want to contact a member directly.

Needle and Thread

by Jim Jensen

I belong to many quilting groups on Facebook and have found several male quilting groups that offer me a very different perspective from the wonderful support I get with SRQG. One of the many things I enjoy about Facebook is the happy discovery of something totally unique and creative.

When I came across a post from Sam Gordon of Sharon, Massachusetts, and his tales about the "Quilt Police," I immediately thought of how my SRQG friends would love it. I contacted Sam and asked for his permission to publish his work in our newsletter, and I'm grateful he agreed.



Sam turned to quilting and fabric arts after an injury resulted in damage to his verbal processing center. He was unable to continue working, and sought out some way to communicate with the world. We all have our own personal experience with how therapeutic quilting can be. Sam discovered that same therapeutic value and it not only helped him to stay connected with the world, but to find his own very unique voice as a story teller and artist who expresses in cloth.

You're in for a treat for the next several months.

My thanks to Sam Gordon for this bright bit of light.

"I'm not saying I'm a sure win for the Pulitzer Prize for Investigative Reporting, but ... I have already rented my tuxedo. The Quilt Police are real and I'm here to share with you what I have learned. Beware, they are coming for you!!!" ~ Sam Gordon



As part of my negotiations with the Quilt Police allowing me to run this story, I agreed to a certain number of Quilt Community Service Hours, so if you would like me to have a talk with your guild or quilt group let me know.

Remember ... the Quilt Police only have power if you give it to them.

Quilt Police



I had heard some rumors, and I thought the Quilt Police were just a myth, but then I did some undercover investigating. The more I looked into it, the more evidence I found.

There were too many anecdotal stories for there not to be some truth behind the myth. As I collected more and more information it started to lead me down a path that ended with me standing right in front of the secretive Quilting Police precinct office.

At first I was frightened to enter but once I did, I saw everyone was too busy inside measuring stitches, scouring social media for infractions, and jurying competition submissions that no one seemed to notice my arrival.

I was able to snap a photo of their employee "Wall of Fame" and grab a couple of personnel files before I was spotted. I took off running into the dark night and they gave up their pursuit. This is what I have uncovered.

Sam Gordon



Sew-lutions

We all know intuitively that quilting is good for us. In fact the University of Glasgow concluded that all hobbies should be looked at for their mental and physical benefits. In a study, they found that quilting helped cognitive, creative, and emotional health and well-being.

The nature of quilting itself is extremely calming. The repetitive motion of quilting and sewing helps to relax our brain, which lessens the flight or fight response triggered by stress. The sense of accomplishment quilters have when completing a project also ties directly into stress relief, as it boosts confidence in our creative abilities.

Our quilting is time dedicated to unplugging from the world of screens and electronics, focusing instead on creating. Like working on a puzzle, it engages your mind, and keeps your wiring ping-ponging in a different way with every project. Figuring out different block designs and quilt patterns is a prime example of the health benefits of quilting. Playing with different geometric shapes helps develop and keep important problem-solving skills.

The use of bright colors is uplifting and activity distracts from the stress of the outside world. Plus, continuing to learn is something we can do to keep ourselves fresh and interested. Aren't we smart to be quilters during a Pandemic?

So, KEEP CALM AND QUILT ON!



Toni Anderson



Toni Anderson - Alice in Wonderland quilt from our Tri-guild Luncheon

Library




Sharon "The Librarian" Fry greeted Alana Colburn and Karen Mansergh as they returned books, while dedicated library staff, Trina Jahnsen, Mary Wood, Justine Lott, and Joy McGoran were there to help.

Our third Library (and More) Day happened on Tuesday, February 9. As I drove toward the storage unit I held my breath while watching raindrops splash my windshield. But not to worry, it turned out to be a perfect Goldilocks day ~~ not too hot, not too cold, and dry.



Genelle Voorhees was once again at the security gate to wave members through, saving them from having to park and announce themselves at the office for entry. Joy McGoran, Mary Wood, and I were joined by newer member Trina Jahnsen.

Many books were checked out and returned, and lots of items were dropped off and picked up for Community Quilts, Placemats, Block-of-the-Month, Rhonda's Closet, Brenda's "Girls," and even egg cartons for Cathy Conover's busy chickens.



Before I returned home after a very satisfying day there were already emails in my box thanking the crew for putting this day together, and asking when the next one would take place. As long as we do not upset the storage facility people, we WILL have another Library (and More) Day again soon.

In the meantime, if you would like to borrow Accuquilt cutters and/or dies, contact Diana Coddling; stencils and templates, Betty Upchurch; and rulers, Heidi Mitari.


SEW keep creating, make lists of books/magazines/DVDs you would like to reserve to inspire you, stay healthy, and stay tuned.



Sharon
'The Librarian'
Fry

Rollin' Rho Reports

Thank you, thank you, and thank you for the wonderful turnout of journals and baby outfits. I am a bit overwhelmed by your generosity and kindness for the babies at Santa Rosa Community Health, Lombardi Campus in Roseland.



One may ask, 'What are babies going to do with a journal?' Good question. Over the years, journaling has become a mainstay for documenting idea's, memories, important dates and details, private thoughts and dreams, projects, and so much more. The thing is the mothers

(who are the initial keepers of the journals) may find solace and privacy otherwise unavailable to them due to circumstances out of their control. The journals augment the quilted bag of baby loot. I am proud to report 33 beautiful journals and 11 outfits for baby were brought to me by The Library (and More) Day with my daughter, Tawny, schlepping. One journal, the loveliest of all, was retrieved from Village Sewing Center.

We have permission from Village to drop off baby closet items at the register where they will be housed until I fetch them. Please let me know if you drop something at Village so that I can stay on top of it. I am feeling the love and I know that the mothers and babies will feel the love too. Thank you sew very much!



This month's challenge is probably the biggest ask of the year (this is where SRQG gets to **represent**), **the quilted bag**. I want all who encounter the bag to be inspired by it. The bag I am making is posted on guild website under TSW – Rhonda Denny's community project. You may make any bag you like. Our Librarian donated two quilted market bags from her closet. I think this is a great idea. We all have home-made market bags in our closet large enough to house baby gear (also posted on the website) and the journal. Your mission is to drop off 140 quilted bags by the next Library (and More) Day. Okay, 140

Rollin' Rho continued ➔

Rollin' Rho continued

is the total needed for the year. It comes out to about 12 per month. But we'll still take 140...


The items posted on SRQG.org - the receiving blankets, Cloud 9 bibs, cat friend stuffy (dog friends are welcome, too), and the small security blanket (think doll sized) are all welcome every day of the year. I



am not too fussy, but I do think our passion and love of quilting should be apparent in the pieces.

Let us plant the seeds of creativity, inspiration, and art for the most vulnerable in our community. This project serves in so many ways. People do care and those in need should know it.

Keep going, keep growing; be unstoppable.

 Rhonda Denny

Welcome Committee


Santa Rosa Quilt Guild's Welcome Committee is proud to report we have new members! How exiting is that? Three lovely ladies will be added to our guild directory. Imagine that! We are growing stronger, even during this challenging time. Creativity is a great way to take the edge off the 'et al' of life.

SRQG has a marvelous website to guide any fabric enthusiast through all the guild has to offer.

Essentially, everything you need to know about SRQG is available for all through the website. The Library is still available for books, magazines, rulers of every shape, a Go Baby cutter with a full complement of dies, and more. The Block-of-the-Month (BOM), Technique Sharing Workshop (TSW), Sew-a-Row, Friendship Block (FB), Programs and Workshops (P&W), Unfinished Objects (UFOs), the Guild Challenge, the Mystery Quilt, Show-and-Tell, and so much more are all still ongoing.

If anyone has any questions or concerns about anything guild related, I am your go-to girl. I have the answers (or I can direct you to the proper person). Please feel free to contact me. I can be found in the guild directory.

Thank you so much,

 Rhonda Denny

Community Quilts

Thank you for all the quilts that were turned in at the Library (and More) Day. It is a great time to gather quilts without lots of driving to members' homes. In April we will be delivering the 100 quilts to



Valley of the Moon. Sadly, no parade of quilts at a meeting, but you will get to see some of the quilts.

At this point we continue to need lap sized quilts the most, for kids and adults. If you need backing or batting, contact Laura, Pam or Janet. There are also a number of finished quilts for fire survivors. If you know someone to give one to, you can pick up a quilt from Laura or Janet.

I feel very lucky getting to look at and feel all of the lovely quilts that you make. The nurses and aides at Memorial NICU are always so happy to receive a new batch of quilts.

Thank you for all the love and hard work that goes into your quilts.



Pam Beebe
Janet Tonkin
Laura Barrett
Nancy Stedman

COMMUNITY QUILT SIZES

If you are making donation quilts on your own, these are the approximate sizes most needed.

32" x 40" Baby Quilts	For Sutter and Memorial NICUs, Public Health nursing, and teen moms. We provide kits for making the tops, or you may use your own fabrics.
40" x 60"	For Valley of the Moon and other organizations serving children in need. Please use bright colors for young children or fabrics that will appeal to teenagers.
50" x 65"	For 18 year olds aging out of the Foster Care system, and for women residing at the YWCA Safe House.
40" x 60"	Lap quilts for adults to be handed out by Secret Santa, women being served by Verity, seniors in local convalescent hospitals, and others.
Doll Quilts	For little girls and boys. We collect them throughout the year and donate during the holidays.

Friendship Blocks



As we head into what looks like an early spring, we have finished up all our Friendship Blocks.

On our website you will see those awesome blocks in blues and yellows for Pam Beebe's "Summer In Provence," and all the heartfelt and meaningful blocks sent to Carolle LeMonnier for her "2020" request.

Social distanced elbow bumps and air high-fives to all who participated.

So now it is time to be thinking about something new. I know some of you are thinking of new projects you would like to try, but really don't want to make the whole quilt yourself.

The next best thing is to put your idea into a Friendship Block and have your guild pals make the blocks for you. Got an idea? Contact me and we will talk about it and set it up.



Heidi Mitarai

Placemats

I would like to thank everyone who brought in finished placemats to the Library (and More) Day, and to those who picked up kits.



There were some beautiful 12-1/2" blocks turned in. and after seeing those blocks, they inspired me to just add a 3-1/2" of coordinating fabric to the sides, and then all I had to do was find a back and some batting. I used the envelope finish and they became beautiful placemats (shown here) in no time.

I still need to quilt them but I think I will just do some stitch in the ditch and I think it will highlight this block, I give this example of just how easy it is to be creative and make something useful all at the same time.

I hope you will give it a try.



Barbara Courtelyou

2021 Elected Board & Committee Chairs

2021 ELECTED BOARD

President	Genelle Voorhees
Vice President	Jan Nilsen
Treasurer	Carole Behlke
Secretary	Jan Andrews
Program Chair	Bonnie Butler-Sibbald
Program Chair Elect	Elaine Ramires
Parliamentarian	Jim Jensen
Members-at-Large	Toni Anderson
	Vicki David
	Alana Colburn
	Heidi Mitarai
	Margo Pitter
	Mary Wood

Field Trip	Marsha McAlpin
Friendship Blocks *	Heidi Mitarai
Historian *	Sharon Fry
Hospitality *	Carolle LeMonnier
Library *	Sharon Fry
Membership *	Jan Andrews
Newsletter Editor	Jim Jensen
Newsletter Proofreader	Sharon Fry
Nominating Committee*	Jim Jensen
Opportunity Quilt Ticket Sales	*Frances Evans
Placemats	Barbara Courtelyou
Sew-A-Row *	Toni Anderson
Sewing Room Sale	Joy McGoran
Sunshine *	Jan Westerman
Technique Sharing Workshop *	Laurie Biundo
UFO Challenge	Ellindale Wells
Videographer *	Linda Hooper
Website*	Linda Hooper
Welcoming Committee	Rhonda Denny
Past President	Jim Jensen
Zoom Committee	Ann Nolen
	* Standing Committee

2021 COMMITTEES

Block-of-the-Month*	Carolle LeMonnier
Boutique *	Betty Upchurch
Budget	Carole Behlke
Challenge Quilt	Debbie Faris-Cole
Community Quilts *	Pam Beebe
Corresponding Secretary	Janice Juul
Crafts Fair	
Email Coordinator *	Sharon Fry
Fair Liaison	Pam McVey

SRQG 2021 Calendar

MARCH

- 4** **General Meeting**
General Meeting:
UFO Challenge begins
- 18** **Program Meeting**
Program: **Lisa Thorpe** -
"Design in the Palm of Your Hand"
- 19** **Workshop (Cancelled)**
Workshop: **Lisa Thorpe** -
"Bird Box - Fabric Collage"
- 20** **National Quilt Day**
- 25** **Board Meeting**

Note: In-person meetings have been discontinued until the current health crisis is resolved. Until then, all meetings will be conducted on Zoom. More information is available elsewhere in this newsletter, and on our web-site,
<http://www.santarosaquiltquild.org/>.

APRIL

- 1** **General Meeting**
General Meeting:
Sew-a-Row: Row 2 due
Valley of the Moon Quilt "Parade"
- 15** **Program Meeting**
Program: **Jenny Lyon** -
"Quilting is a Contact Sport"
- 16** **Workshop**
Workshop: **Jenny Lyon** -
"Yes, You Can Free-Motion Quilt"
- 22** **Board Meeting**
- 29** **Fifth Thursday Retreat**
Zoom Sew Day

Meissner
Sewing & Vacuum Centers

MEISSNER SAVINGS COUPON

Exclusive for Guild Members!

20% OFF

**IN-STOCK
ACCESSORIES & NOTIONS***

*Discount taken from MSRP on in-store purchases. Not valid with any other offers. Selection varies by location. In-stock items only. Some restrictions apply. See store for details.



Visit 1455 Santa Rosa Ave for Great Deals
on machines, supplies, notions, fabrics, vacuums, and more!



www.MeissnerSewing.com

PROUD TO BE AN AUTHORIZED DEALER
Availability varies by store.



BERNINA brother JANOME Miele RICCAR.

Santa Rosa
1455 Santa Rosa Ave.
(707) 575-5259

Follow us on social media!
facebook.com/MeissnerSewing
instagram.com/meissnersewingandvacuum

Several ways to shop with us!
• Curbside Pickup • Order Online & Pick Up In-Store
• Order by Phone • Order by Email (Santa_Rosa@meissnersewing.com)



Local Quilt Guilds

NORTHERN CALIFORNIA QUILT COUNCIL
<http://www.ncqc.net/>

Carquinez Straight Stitchers (Benicia)
<http://www.cssquilter.org/>

Diablo Valley Quilters (Danville)
<http://www.diablovalleyquilters.com/>

East Bay Heritage Quilters (Albany)
<http://ebhq.org/>

Guild of Quilters of Contra Costa County
<http://www.gqccc.org/>

Ladies of the Lake Quilt Guild (Kelseyville)
<http://www.llqg.org/>

Mendocino Quilt Artists Guild (Ukiah)
<http://mendocinoquiltartists.blogspot.com/>

Monterey Peninsula Quilters Guild
<http://www.mpqg.org/>

Moonlight Quilters of Sonoma County
<http://www.mqsc.org/>

Mt. Tam Quilt Guild (Marin County)
<http://www.mtqg.org/>

Napa Valley Quilters Guild
<http://www.napavalleyquilters.org/>

North Wind Quilters Guild (Fairfield)
<http://www.northwindquiltersguild.com/>

Pacific Piecemakers Quilt Guild (Gualala)
<http://www.pacificpiecemakers.org/>

Pajaro Valley Quilt Association (Aptos)
pvqa.org

Peninsula Quilters Guild (Redwood City)
<https://www.peninsulaquilters.org/>

Petaluma Quilt Guild
<http://www.petalumaquiltguild.org/>

Piecemakers Quilt Guild of So. Alameda Co. (Fremont)
<http://www.piecemakersguild.org/>

San Francisco Quilters Guild
<http://www.sfquiltersguild.org/>

Santa Clara Valley Quilt Association (Campbell)
<http://www.scvqa.org/>

Sonoma Quilters United in Loose Threads
<http://sonomaquilt.webs.com/>

Vallejo Piecemakers (Vallejo)
<http://vallejopiecemakers.org/>

Santa Rosa Quilt Guild



www.santarosaquiltguild.org

PRESIDENT

Genelle Voorhees
president@santarosaquiltguild.org

VICE PRESIDENT

Jan Nilsen

NEWSLETTER EDITOR

Jim Jensen

MEMBERSHIP

Jan Andrews, Vicki David, Sue Gragg

PROGRAMS

Bonnie Butler-Sibbald

MEETINGS AND MEMBERSHIP

BY ORDER OF THE STATE OF CALIFORNIA, ALL SRQG IN-PERSON MEETINGS HAVE BEEN CANCELLED UNTIL FURTHER NOTICE. SEE DETAILS IN THIS NEWSLETTER ABOUT OUR ZOOM MEETINGS.

When we are able to meet again, the Santa Rosa Quilt Guild will meet on the first and third Thursdays of each month (in December only one meeting is held on the first Thursday) at 10:00 a.m. at the Veterans Memorial Building, 1351 Maple Avenue, Santa Rosa, California, across Highway 12 from the Fairgrounds.

Membership dues are \$35 per year. The calendar year is January to December; new members' dues are prorated. Regular meetings, special programs, use of the extensive library, and special discounts from some affiliates are just some of the many benefits of membership.



Santa Rosa Quilt Guild
P.O. Box 9251
Santa Rosa, CA 95405

March 2021 Newsletter