



President's Message

If I Could Tell My January 2026 Quilting Self One Thing...

If I could tell my January quilting self one thing, it would be this:

Put the credit card down and step away from the fabric shop. Slowly.

Every January, I am wildly optimistic. I believe—truly—that *this* will be the year I finish all my UFOs, keep my sewing room tidy, and somehow become the kind of quilter who makes one perfectly planned project at a time. I am confident. I am organized. I am... completely wrong.

January Me loves fresh starts. New patterns appear irresistible. Fabric “just jumps into my cart.” And suddenly I’m announcing ambitious quilting goals that Future Me—around March—will stare at in disbelief. What I wish I’d known in January is that **quilting progress is rarely dramatic**. It often looks like carefully sewing three seams, ripping out two of them, and calling it a productive afternoon. It looks like spending an hour rearranging fabric instead of sewing, and somehow feeling accomplished anyway. I’d also like to reassure January Me that UFOs multiply when you’re not looking, and this is not a personal failure. Every unfinished project was once a great idea, and many of them still are—just not *right now*. Quilts, like sourdough starters and houseplants, operate on their own timelines.

Another important message: use the good fabric! The “too pretty to cut” fabric does not improve with age. It does not gain wisdom or become easier to sew next year. In fact, it may quietly judge you from the shelf. Fabric wants to be a quilt, not an artifact. Most importantly, I’d tell my January quilting self to lower the bar and raise the joy. Not every quilt needs to be award-worthy. Some quilts just need to be finished, loved, and maybe a little crooked. The real wins are the laughs at guild meetings, the collective

President's Message continued ➔



Picture AI generated in Freepic

President's Message continued

groan over seam ripping, and the satisfaction of making something with our hands.

So this year, instead of resolutions, I’m aiming for intentions. Sew more than I stress. Finish what feels right. Start what excites me. And remember that a “successful” quilting year isn’t counted in finished quilts—it’s counted in how often I show up, sit down, and stitch.

If I could tell my January quilting self one thing, it would be this:

Relax. You’re doing great. And yes—you probably do already have fabric for that.

Happy New Year!

Linda Ralleca

Programs and Workshops

January 2026

Program - January 15, 2026, In-Person

Judy Mathieson - Lecture and Trunk Show

Judy Mathieson will be the speaker at the Guild's first 2026 program meeting on January 15, 2026. Judy is a member of both the SRQG and The Pointless Sisters Art Quilt Group of Sonoma County. Judy's 30 year career as a teacher of quilt making took her to 48 states and 6 countries. Many of Judy's workshops and books have focused on the Mariner's Compass pattern. She has also explored animal portraits and art quilts. Judy promises to share many of her quilts at this Trunk Show.



**January 16, 2026, Sew Day with Judy Mathieson
9:00 a.m. - 3:30 p.m.
Luther Burbank Art & Garden Center**

This Sew Day is now FULL

Judy will share demonstrations of star patterns using her freezer paper template method.

2027

We've barely started 2026, you say! You're right, but selecting Programs and Workshops for 2027 has already begun. How does that work, you ask? We scour many sources for ideas (internet, Global Quilt Connection, other Guild recommendations), but most of all we want to hear from our Guild members about what THEY want. So if you have a recommendation for a teacher or technique, a topic that you'd like covered, or an area of interest that you'd like to see in a program or workshop, please let me know.

Debbie Ward had wonderful speakers in 2025, and Chris Rogers has a great slate of teachers for 2026. I'm looking forward to continuing their work and filling 2027 with fun and inspiring teachers.

We need to book teachers in advance before their schedules get full, so please speak up. Catch me at a meeting or email me. I'd love to hear from you.

Elaine Ramires

January/February 2026

February 2026

Program - February 19, 2026, In-Person

Pattie Klimek - The Joys of Handwork

Pattie Klimek is a traditional hand quilter, hand piecer, and hand embroiderer who lives & teaches in the San Francisco Bay Area. Pattie lectures about the Joy of Handwork to remind us of the hand-quilting techniques of generations past, along with her own techniques. Her lectures promote quilting as a time to sit down with friends and work with our hands. Pattie will share techniques, as we put away our machines and learn to hand quilt. Pattie will also share many of her quilts at this Trunk show.



Workshop – February 20, 2026

9:00 a.m. - 3:30 p.m.

Luther Burbank Art and Garden Center

Pattie Klimek – Big Stitch Hand Quilting

In this workshop, you will be introduced to the basics of Big Stitch Quilting, the materials needed, how to



baste, how to tie and set a knot, and the rocking stitch. Pattie will go over how to find a proper thimble and how to fit it. She will discuss various design elements using Big Stitch Hand Quilting and how to incorporate it into your quilting designs. (Bring in your quilt tops to discuss and together we

can talk about how to choose a pattern using this technique to make your quilt a unique piece of art.)

This Workshop is now full.

Programs continued next page →

www.srqg.org

March Program

March 19, 2026, at 10 a.m. In - Person - Presentation by Julie Curry on Quilt Judging: What Judges Look For.

Julie Curry is a lifelong quilter and received her quilt judge training at the West Coast Quilt Judging Academy in 2012. Julie has judged for many groups throughout Northern California and worked with many quilt judges over the years. She is committed to judging in a manner that is fair, thorough, and compassionate.

Julie has also coordinated the Creative Home Arts Department of the San Mateo County Fair for more than a decade (which includes hundreds of quilts each year).



Chris Rogers

Friendship Blocks

It's wonderful to see all the fabulous blocks being made by and for our friends. You will be able to make a quilt with everyone's names on the blocks to be able to enjoy for years to come too. This is what Friendship Blocks are all about. The memories of friends and good times we've had in our quilting community making and sharing our projects together. If you have an idea for your own blocks, just let me know and we'll get yours started too. If you'd like to see if you have enough credits to make a request, end of year credits for 2025 are online (and you need three).

Lisa Gamble

Welcome Committee

Hello Santa Rosa Quilt Guild!

SRQG has a Welcome Committee. If you are new to the guild, see me at the Welcome Table where Members and Guests sign in. Hint: at the end of the meeting if you are wearing a name badge and the number you signed in on is drawn, you get a fat quarter! One can never have enough fat quarters. As you may or may not know, we have many ways to entice members and guests to participate. Perhaps you can even earn lots of loot - some activities come with treats.

Check out Betty's Boutique - she always has lovely gifts - to buy raffle tickets. Drawings occur a few minutes after the close of the meeting. We have Block of the Month (BOM). If you participate, you might win the blocks in a drawing. It's a super fun way to acquire quilt blocks while building your skills. Often times you may find beautiful Community Quilts made from these blocks.

Community Quilts is a wonderful way to give back to the community. Quilts are made for babies, seniors, veterans, Valley of the Moon Children's Center, and many more. There are dozens of other wonderful happenings at SRQG! There is so much more to know. If you have any questions about membership or how the guild works, please feel free to contact me. Once you are a member you get a roster sent to your email. That is where the power is.

I recommend jumping into the deep end of the pool. The water is warm and welcoming. There is an endless supply of creativity. Sharon the Librarian has been building our Library. It has over 3,500 items to check out: books, magazines, and so much more. We also have knitting and crochet hooks. The Treasures Table supports the library.

There is so much more to know...

Rhonda Denny



FRIENDSHIP BLOCKS 2025



PET PROJECTS

Heart Pillows

An Invitation to make **Breast Cancer Heart Pillows**:

Welcome to our fourth year of creating Heart Pillows for patients undergoing Breast Cancer Surgery.

Our Heart Pillow Volunteers make and distribute Heart Pillows for the Kaiser Breast Cancer Care team right here in Santa Rosa.


I would be so happy to have a few members join me in this *very low key, zero stress, and highly rewarding* task.

All it takes is 2 pre-washed cotton 15.5" x 15.5" fabric squares. I will supply the pattern. All you will need to do is cut out the fabric, sew it together, and turn it right side out. Maybe add a touch of the iron. I will take care of the pillow stuffing and closure.

If this sounds interesting to you, please contact me -- Janice Juul -- I'm on the membership roster. I will be happy to email you with the patterns and instructions, or you can pick them up from me at an in-person meeting.

Please let me know if you are interested and I'll take care of the rest.

Janice Juul



♥ Heart Pillows ♥

Membership

Tick Tock Tick Tock!

Time is running out for inclusion in the first edition of the 2026 SRQG Membership Roster.

Those who remain unpaid as of January 31 will be removed from Sharon Fry's email list as well as the roster.

Not to complain (too much), but paying dues late results in extra work for both Sharon and Membership as we must delete, then add members back into our systems.

You can pay your dues at our meeting on January 15 (the **ONLY** meeting in January), or by mail.

Send your check for \$50.00 made out to SRQG to our mailing address:

SRQG
P.O. Box 9251
Santa Rosa, CA 95405

Thank you sew much.

Jan Andrews



Sunshine

Welcome to a brand-new year!

The Sunshine Committee sends cards to our members who may need a smile to brighten their day. It could be illness, family concerns, or someone who just needs to know they are being thought of within our guild. There are different ways to bring names to my attention: email, phone call, text (my contact information is on the membership roster) or just come up to me at one of our in-person meetings.

And...if you would like one of your favorite quilts to be used as a Sunshine card here is your chance.

Send me a jpeg of your quilt – actual size. My stationery cards hold a 4x6 photo. Your name will be noted on the card each time your quilt photo is used.

Here is one way to bring a bit of joy to our members. I look forward to hearing from you.

Janice Juul



2025 Financial Wrap-up

As 2025 was wrapping up I was quite happy to see the financial health of our guild looking good. With the fundraisers and estate sales these past few years, we have bumped up our reserves. Let's keep this going so we do not have to scrimp on the speakers, workshops, or the parties we all enjoy so much. We have already collected items from an estate with some lovely fabrics and notions for another estate sale early in the year. If you have some nice quality items, please let me know as we like to have a nice selection of items for our sales. We advertise to the wide community to bring in potential customers from all around us and not just from our guild. It is a good time to purge your sewing stash and let the guild make some money from your donation. Or if you have friends or family who need to purge, their items are welcome as well.

And speaking of donations, the guild always will take a monetary donation. Any monetary donation you make can be categorized for a particular category. And don't forget that you can donate money or your sewing room supplies to the guild via your trust or will. Let your family know of your wishes. Remember, we all have an expiration date – but our fabric doesn't! It is easy to make your financial donations any time, and they can be anonymous if you choose. We have had several anonymous donations in the past few years, and they were specifically earmarked for certain categories. Just pass a check off to the treasurer and ask for your donation to be kept as anonymous.

In review, we now have a checking account that is interest bearing. It won't make a lot of money, but I am of the opinion that every little bit helps. (I am one of those people who will pick up a penny when I see one lying on the ground.) We have received grants from the five District Supervisors in Sonoma County to support our Community Quilt program. We have received financial support from a few local Veteran organizations, the Windsor Lions Club, and this coming year we have a grant from the Center for Spiritual Living. We still receive a monthly amount from the eScrip program via local markets (Olivers, Sonoma Market, Glen Ellen Village Market, Petaluma Market, and Molsberry Market.) Our guild gets 3% of your total purchase from each of these markets. This is a real win as we are supporting local establishments and our guild. The forms are on our website, or you can ask at the Membership Table when you sign in at the meetings.

Financial Wrap-up continued ➔

Sew-a-Row

Thank you sew much to all the fabulous quilters who participated in Sew-a-Rows in 2025. Everyone was so supportive and the completed projects were all fabulous! Sew-a-Row 2026 is just around the corner, and I know it will be just as fun and just as beautiful.

I will be collecting starter rows and medallions at the January 15, 2026 meeting. If you would like to donate a starter, please bring it to that meeting and include your name and a name for the starter. Please do not leave the starter on a table, but make sure I am able to collect it personally. I would feel awful if one disappeared.

To make 2026 a tad more manageable, I will be cutting off the number of starters rows and medallions at 20. Any above that number I will hold on to for 2027's Sew-a-Rows.

Mark your Calendars! Adoption for Sew-a-Rows will begin at the General meeting on February 5, 2026. This is going to be an amazing year. I can't wait to see what we make!

Eileen McAlister



2025 Sew-a-Row Starter

Financial Wrap-up continued

Another way to help support our guild comes each time you attend a meeting at the Vets. The *Treasure Table* always has nifty items and fabrics, and you can donate an amount you are comfortable with for your selection. And please don't forget to get those *Boutique* tickets for \$5 (even if you do not want the items). Of course, the *Hospitality center* with coffee and treats needs to have your donation as the coffee and creamer and cups are an expense for our guild. Remember to add a few bucks to the hospitality table to cover the costs of those beverages. And the Opportunity Quilt – this is a real treasure, so buy your Opportunity Quilt tickets!

I will not be your treasurer in 2026, but when I am at meetings you are sure to see me asking you to buy those Boutique tickets.

Diana Coddling

20 Year Members

We were privileged to have seven Members celebrate 20 years of membership in the Santa Rosa Quilt Guild, at our Holiday Luncheon and on Zoom, December 4, 2025.

We honored the members by telling their story and presenting them with a 20 year pin (designed by Linda Hooper), a mug rug (made by Jan Westerman and Barbara Southard) with 20 on it, and a special certificate. We interviewed the seven members asking them what drew them to SRQG in 2005, what did they like best about the Guild, what fun or funny story could they share, and what kept them in the Guild for 20 years. It was a pleasure to interview these seven Members and be inspired by their stories. These seven Members have helped to keep the Guild alive and thriving by their continued support. We offer our gratitude and admiration to these Members: Gale Davis, Linda Hooper, Marguerite Li, Nancy McDermott, Joy McGoran, Janice Rogers, and Joyce Wood.

We heard stories of camaraderie, of being inspired by the quilts made by fellow members, of being impressed by the variety of activities that SRQG offers, and the variety of ways Members found out about the Guild at the start of their membership. Current members are encouraged to continue reaching out to all Members to support them and grow in our love of quilting.



20 year honorees (L-R):
Nancy McDermott, Marguerite Li, Gale Davis, and Linda Hooper.

Not pictured: Joy McGoran, Joyce Wood, and Janice Rogers.

January Block-of-the-Month

In the dark, dreary days of winter, it's sometimes comforting to dream of the bright, colorful days of spring—when gardens come alive with blooms, texture, and joy.

Our 2026 Block-of-the-Month theme is "Garden Party," a celebration of color, creativity, and the beauty of the seasons. Choose from a wide range of vibrant hues and let your imagination bloom. Backgrounds may be scrappy or made from any fabric that highlights the main object of the month.

All blocks will finish at 12½ inches square, and you may create as many blocks as you wish. The more blocks you make, the more chances you'll have to win them all!



The first block of 2026 will be a flower, and the drawing for the January block will take place at the March 5th guild meeting. Directions will be posted on the website under Block-of-the-Month at the Santa Rosa Quilt Guild.

We hope you enjoy creating this block and welcoming a little springtime into your sewing space.

Patty Zack

Mystery Quilt

It's not quite time to consider the Mystery Quilt for 2026, but we are getting close!

The first "clue," the fabric selection, and cutting instructions will be released by email in March.

This cute quilt can be made with three-controlled colors (a dark, a medium, and a light), or scrappy using the same tones. Start stash-diving for a color scheme that makes you happy, and wind your bobbins!

Jan Andrews



Community Quilts

Delivery of Quilts

We wish all of you a Happy New Year and look forward to continuing our collection of beautiful quilts from Members and delivering them to deserving organizations in our local community. We are still delivering quilts for 2025 as we write this, and will report the total number of quilts delivered in the March 2026 newsletter.

Pause in Doll Quilts

We have received an amazing number of doll quilts in 2025! We received so many that Cheryl Dudley now has an inventory of them at her home for next year. So we will have PAUSE in doll quilts until further notice. Thank you for your creativity and generosity, but we don't have any more room for doll quilts until further notice.



Quilts for Emancipated Youth modeled by Margo Pitter, Elaine Ramires, Barbara Southard, Rena Ferro, Dorothy Murray, Jean Chirhart, Laura Barrett, and Janet Tonkin.

In November and December we distributed quilts to the NICU in the three local hospitals. The nurses are very appreciative of the generosity and talent of the Santa Rosa Quilt Guild. We also gave lap size quilts to the Seniors in Santa Rosa through the Secret Santa program. We gave a variety of sizes of quilts to TLC Foster Services. We donated raffle quilts to deserving organizations as well.

We gave 10 large quilts and 10 pillow cases to the Emancipated youth (Teenagers who 'age out' of the Foster Care System). SRQG Member Dorothy Murray makes up baskets for the Emancipated youth filled with essentials that are needed when moving into a new apartment. Our quilts and pillow cases are on top of the basket and are a beautiful message to our youth of our care and love for them. We did a 'mini quilt parade' of the quilts at our November Guild meeting and Dorothy explained the Program.

Windsor Lions Donation

We received a generous donation of \$350 from the Windsor Lions to be used for Community Quilts. In their words: "We donate the proceeds of our fundraisers to worthy nonprofit organizations. In making our decision, we consider the value of the organization's contributions to the betterment of the community and society."

Betty Upchurch is our liaison with the Windsor Lions, and a perfect example making a contribution for the betterment of our community. We donate two quilts each year to the Windsor Lions to be used in their fundraisers. Betty delivers these quilts and often is the one who does the quilting.

Upcoming Events

Our next big event is the **Quiltathon** on Thursday, February 5, at the Veterans Building. We have three

Community Quilts continued➔

Community Quilts continued➔

Community Quilts continued

Quiltathons a year and they are active, lively events in which we work on quilts that we will distribute to the Community. We start with layered quilt sandwiches, smoothing and pinning them. These are stitched around the edges leaving an opening for turning (known as the pillow case or envelope method). The quilts are then trimmed and turned right side out. The next stage is edge stitching with our expert sewers sewing 1/8" from the edge, catching the opening and making a nice edge to the quilt. The quilts are then quilted by machine. Then our hand sewers put on one of our labels. Lastly, the quilts are reviewed by our 'quality control' team making sure no pins or needles are left in a quilt, trimming threads and removing excess lint and threads with lint rollers. As you can see, there is a job for everyone. One of the favorite aspects of the Quiltathon is the opportunity to visit with our long time friends and to make new friends. As a thank you for our efforts, our hospitality committee will serve a soup lunch. We will be available to answer all your questions about the Quiltathon at our first in-person meeting of 2026 on January 15 at the Veterans Building.

We have batting and backing available to all members for quilts you make for Community Quilts. Contact Janet Tonkin or Laura Barrett and we will arrange pick up of batting and/or backing.

You can bring in finished quilts and tops to all in person meetings. Look for the red wagon with the Community Quilts sign. Thank you for your creative efforts and generosity in making and donating quilts for the 'betterment of our community.'

Please finish up the NICU tops made from the kits we handed out at our December 4, 2025, meeting and hand them in at the January 15, 2026, meeting.

Janet Tonkin and Laura Barrett

2026 Opportunity Quilt

Bali Wedding Star is our Opportunity Quilt for 2026!

Remember: all members are encouraged to buy \$20 worth or more!!

The drawing will be at our April 2, 2026, guild meeting.

Rena Ferrero



COMMUNITY QUILT SIZES

If you are making donation quilts on your own, these are the approximate sizes most needed.

32" x 40" Baby Quilts	For Sutter, Kaiser, and Memorial NICUs, Public Health nursing, and teen moms. We provide kits for making the tops, or you may use your own fabrics.
40" x 60"	For Valley of the Moon and other organizations serving children in need. Please use bright colors for young children or fabrics that will appeal to teenagers.
50" x 65"	For 18-year-olds aging out of the Foster Care system, and for women residing at the YWCA Safe House.
40" x 60"	Lap quilts for adults to be handed out by Secret Santa, women being served by Verity, seniors in local convalescent hospitals, and others.
14" - 18" Square Doll Quilts	For little girls and boys. We collect them throughout the year and donate during the holidays. ON HOLD

Technique Sharing Workshops (TSW)

Super-sized TSW with Betty Upchurch
Making a Collage Jacket From a Sweatshirt
January 23, 2026
Luther Burbank Art & Garden Center
Cost: \$15 — \$10 to cover rent and \$5 to Betty for supplies

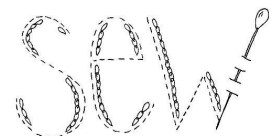
Note: This workshop is already full and has a waitlist. There will be a second one scheduled as soon as we can work out a date that works.



UPCOMING TSWs

Making Perfect Circles to Applique
March 5, 2026
Janet Tonkin

Hand Binding Quilts
April 2, 2026
Vicki David



Brenda Kobrin

Little Bits with Jackie Pitts

A new year is giving us a chance to pause and reflect and maybe make some course adjustments. Which of the projects in my backlog of unfinished projects do I want and intend to finish? Which should be reinvented or passed on? What might reinvention look like? For instance, the bright bits of gingham left from my son's baby clothes never became a quilt. But they did become a crazy quilted teddy bear for his firstborn. I call that a happy ending. Your mother, like my mother, encouraged you to finish what you started. But neither mine nor yours wanted us to be encumbered with endless unfinished projects for things that our families no longer needed. I'm somebody's mother. Not yours. And I hereby give you permission to reinvent or pass along to someone else any unfinished project that does not give you joy when you see it and anticipate finishing it. It was meant to bring joy. If it doesn't bring joy pass it on.

All this clearing out of things that are no longer an issue leaves room for the beginnings of new enterprises. Maybe you have always wanted to try paper foundation piecing. Now is your chance. But don't dive into the deep end of the pool. Choose a small finishable project. For instance, in *THE QUILTER'S ZOO* book in our library make one animal, perhaps a koala as a pillow for a little girl smitten with koalas. You don't need to make a whole quilt to learn a new technique and find out if you like it. I've had some success with tiny hand sewn foundation quilts to fit into an altoids box for the comfort of an adult's travel doll. Wade into a new technique. Don't dive.

It's OK if you pay a little in time or money or both to find out which techniques work for you and which don't. You did this all the time when you were in school. For instance, I once took a course in physical geography. I learned there that I would far rather look at or [in those days] climb mountains than study how they were made. This is valuable knowledge. Limit your liabilities. Start small.

Then when it is time to thank and dismiss this project you can do this without regret and with a sense of adventure. Once during the 1960s, the hippie era, my sister gave me a pink-and-orange-and-gold quilted jacket lined in shocking pink. I loved it almost literally to pieces. I wore it with jeans and a pair of gold lamé tennis shoes. I wore it until I wore holes in the toes of those shoes. And then when the earthquake struck San Francisco I sent it to keep somebody else warm. I hope they enjoyed it much as I did.

Jackie Pitts

Anniversary Block

Make a patch (or two), get a ticket and a chance to win the finished quilt.

The winner will be drawn at Founders' Day, September 17, 2026.

To make the block you will need eleven 2-1/2" squares: five light colored (small prints just fine); five scrappy, medium to dark; and one pink or red. Jan Westerman or I have pink or red squares if you don't have any.



Draw a diagonal line on the back of two light squares. Place one medium to dark square right sides together with each of the two light squares, and sew on the drawn line. Trim the seam and press toward the darker fabric.

Refer to the above picture to sew the squares together. Note that your pink or red square will be the center patch.

Please sign the block on the front with your full name.

In order to finish the quilt on time we need your finished blocks by June 2026.

Any questions? Our contact information is in the roster.

Mary Ann Hayre

A Note from the Editor ...

We can't thank Jim Jensen enough for his tenure as our Newsletter Editor. He will be missed, and we will try to fill the very big shoes he left behind.

As with any transition, there will be glitches and adjustments, so your patience is very much appreciated.

This Newsletter is by and for the entire Guild, and if you have anything you would like to see or share, we want to know. I am simply the assembler of information.

For example, I would love to see an article featuring informative websites and/or techniques (hint, hint). If this interests you, even if it is a one-time article, please send it along. Any and all suggestions are welcome, so please contact me.

Jan Andrews

2026 Elected Board and Committee Chairs

2026 ELECTED BOARD

President	Linda Ralleca
Vice President	Eileen McAlister
Treasurer	Karin Wesner
Secretary	Gale Davis
Program Chair	Chris Rogers
Program Chair Elect	Elaine Ramires
Parliamentarian	Diane Hoxeng
Members-at-Large	Mary Ann Hayre
	Karen Hendrix
	Sue Stone
	Elaine Tucker
	Sally Wingard
	Genelle Voohees

2026 COMMITTEE CHAIRS

Audits	Eileen McAlister
Awards	Sharon Fry
Block-of-the-Month	Patty Zack
Boutique	Betty Upchurch
Budget	Karin Wesner
Challenge Quilt	Genelle Voorhees
Community Quilts	Laura Barrett
Corresponding Secretary	Karen Taylor
Craft Fair	Gale Davis
Email Coordinator	Sharon Fry

Fair Liaison - Santa Rosa
 Fair Liaison - Cloverdale
 Fifth Thursday Sew Days
 Friendship Blocks
 Historian
 Hospitality
 Library
 Membership
 Mystery Quilt
 Newsletter Editor
 Nominating
 Opportunity Quilt Ticket Sales
 Opportunity Quilt Design
 Proofreader
 Retreat
 Sew-a-Row
 Sewing Room Sale
 Social Media
 Sunshine
 Technique Sharing Workshop
 Twenty Year Members
 UFO Challenge
 Videographer
 Website
 Welcoming Committee
 Zoom Committee

Gina Stateler-Calhoun
 Norma Viglienzzone
 Elaine Ramires
 Lisa Gamble
 Sharon Fry
 Carolle LeMonnier
 Sharon Fry
 Jan Andrews
 Jan Andrews
 Jan Andrews
 Diane Hoxeng
 Elaine Ramires
 Sharon Fry
 Vicki David
 Eileen McAlister
 Joy McGoran
 Linda Ralleca
 Janice Juul
 Brenda Kobrin
 Laura Barrett
 Elizabeth McDonnell
 Linda Hooper
 Linda Hooper
 Rhonda Denny
 Elaine Ramires

SRQG 2026 Calendar

JANUARY

- 1** No Meeting - HAPPY NEW YEAR!!!
- 15** Program Meeting - *In-Person, Zoom*
 Judy Mathieson - Improv Art Quilts and Trunk Show
 UFO Challenge Introduction
 Challenge Quilt Introduction
- 16** Sew Day with Judy Mathieson - LBAGC
- 22** Board Meeting - ZOOM
- 23** Super-sized TSW with Betty Upchurch
 Sweatshirt Jacket
 Luther Burbank Art & Garden Center

FEBRUARY

- 5** Quiltathon! - VBZR
 Sew-a-Row Signups
- 13-16** Cloverdale Citrus Fair
- 15** Program Meeting - *In-Person, Zoom*
 Pattie Klimak —
 The Joys of Handwork
- 16** Workshop: Pattie Klimek
 Pattie Klimek —
 Big Stitch Hand Quilting
 Luther Burbank Art and Garden Center
- 26** Board Meeting - ZOOM
- LBAGC - Luther Burbank Art and Garden Center
 VBZR - Veterans Building, ZOOM record only

Santa Rosa Quilt Guild Affiliates

BOLT FABRIC AND HOME

Kate Barrett
219 N. Cloverdale Blvd.
Cloverdale 95425
894-2658
Tues. - Sat. 10:00 - 6:00
Sunday 11:00 - 4:00
[Bolt Fabric](#)
info@boltcloverdale.com
10% discount for SRQG members

CLOVERDALE QUILTING

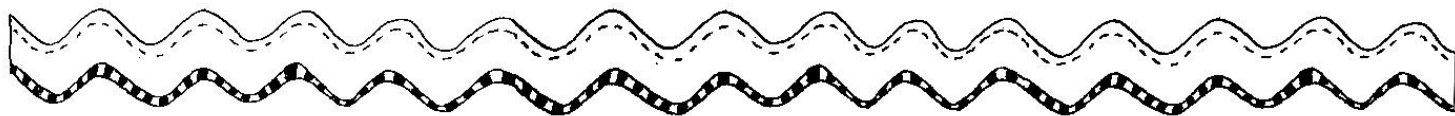
Margaret Davids, Owner
111 Lake St.
Cloverdale, CA 95425
415-577-8407
[Cloverdale Quilting](#)
cloverdalequilting@gmail.com
Hours by Appointment

BAY QUILTS

Sally Davey and Abbey Shane Lawrence
5327 Jacuzzi St., #3C
Richmond, CA 94804
(510) 558-0218
[Bay Quilts](#)
create@sfbayquilts.com

FOGBELT QUILTING COMPANY

Megan Schofield
4991 Newanga Ave.
Santa Rosa, CA 95405
707-738-2364
Hours on demand
www.fogbeltquilting.com
megan@fogbeltquilting.com



UFO Challenge

Bring your
UFO
and
\$5.00



January
15, 2026