

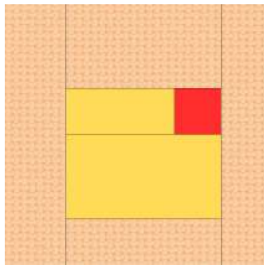
Santa Rosa Quilt Guild

Block of the Month

October

Right

Due Thursday, November 3, 2016



Modern fabrics are bold in color and print with high contrast. Modern blocks are updated classic quilt patterns. The designs are minimalist with large areas of negative space.

Supplies: Choose three fabrics: (Color 1) Orange for small center, (Color 2) yellow for remaining center, and a (Color 3) large modern print for the outside.

Cutting:
From Color 1 (orange) - cut one 2" x 2" square
From Color 2 (yellow) - cut one 2" x 4" rectangle and one 3 1/4" x 5 1/2" rectangle
From Color 3 (print) - cut one 2 1/2" x 9" rectangle
cut one 3 1/4" x 5 1/2" rectangle
cut one 2" x 9" rectangle
cut one 2" x 5 1/2" rectangle


Assemble: Use a 1/4" seam allowance throughout.



Sew orange 2" x 2" square to yellow 2" x 4" rectangle.

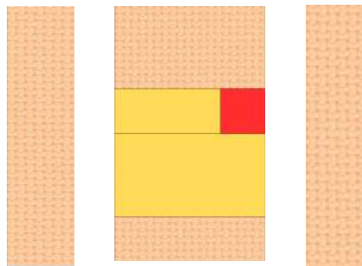


With orange square to the right, sew yellow 3 1/4" x 5 1/2" rectangle to bottom.



Keeping orange square to the right, sew 3 1/4" x 5 1/2" large print rectangle to the top and 2" x 5" large print rectangle to the bottom.

Please note placements of larger and smaller rectangles.



Keeping the orange square to the right, sew 2 1/2" x 9" large print rectangle to the left and 2" x 9" large print rectangle to the right

Please note placements of wider and thinner rectangles.

Write your name on the seam allowance or pin your name to your block. Block is complete and will measure 9"x 9" unfinished and 8 1/2" x 8 1/2" finished.

All blocks for the 2016 BOM modern sampler will measure 8 1/2" x 8 1/2". Make one for Block of the Month and one for yourself if you would like to have a modern sampler at the end of the year.