

# Santa Rosa Quilt Guild

May 2017

## Block of the Month

Due May 4, 2017

### *April Star*

The instructions for the *April Star* block of the month were shared with permission by Delaware Quilts. Follow the step by step instructions on page 2. The *April Star* block goes together easily and the measurements are a perfect 6 ½" unfinished block.

**We will provide the \*\*background star fabric at the April 6<sup>th</sup> and 20<sup>th</sup> meetings. From the background star fabric (provided), cut four 2 ½" squares and one 3 ¼" square.** Choose one light and one medium fabric from your stash to go along with the star fabric.

As you sew the four triangle squares, iron the seams open. When joining the three units in each row, press each seam towards the solid square. The seams will nest in the finished block.

Enjoy and thank you for participating.

Cathy Conover and Jeanne Parent

\*\*You are welcomed to use your own background star fabric, if you so choose.




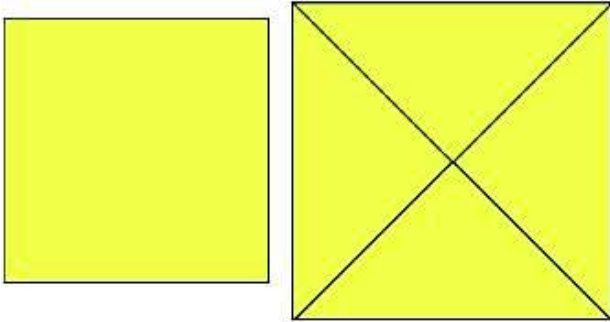
# Delaware Quilts



## April Star

For a 6 1/2 inch unfinished April Star block you will need:

From a pale star fabric cut one 2 1/2 inch square and one 3 1/4 inch square which you need to divide diagonally into quarters.





From a medium star fabric cut two 2 7/8 inch squares and divide those diagonally once



From a background cut four 2 1/2 inch squares and one 3 1/4 inch square, which you need to divide diagonally into quarters.

Sew the short side of your pale star and background quarter triangles together as show here. Notice there are two different settings, with the colors reversed on half the sets.



Sew those to the long side of the medium star triangle. Remember you are working with bias edges, so sew carefully and try not to stretch them.

Measure this unit when you have pressed it, and if necessary, trim it back to 2 1/2 inches square.



Now sew the rows together to finish your April Star. Your completed square should measure 6 1/2 inches exactly.

*Santa Rosa Quilt Guild has been given permission by Delaware Quilts to use this block for educational purposes only. This pattern can be used for personal use only, and can not be copied or redistributed. No copies may be made without the designer's permission. This includes the patterns as well as any graphics and/or instructions that are associated with the pattern.*