

Santa Rosa Quilt Guild

January 2018

Block of the Month

Due February 1, 2018

Perkiomen Valley Block



The “Perkiomen Valley Block” was created by the Ventura Modern Quilt Guild in an outreach to all those affected by the devastating fires in Ventura County. Collectively, the Santa Rosa Quilt Guild is dedicating the blocks completed in the month of January to the Ventura Modern Quilt Guild. Blocks will be collected at our meetings on January 18 and February 1. I will mail the blocks in their entirety to the Ventura Guild.

The directions for the block are included and are also on the Ventura’s website, www.venturamodernquiltguild.com.

The block is 12 ½” unfinished. The block uses any solids or prints, lights and darks. I am going to assume since this is a modern quilt guild, batiks are not the fabric of choice for this block.

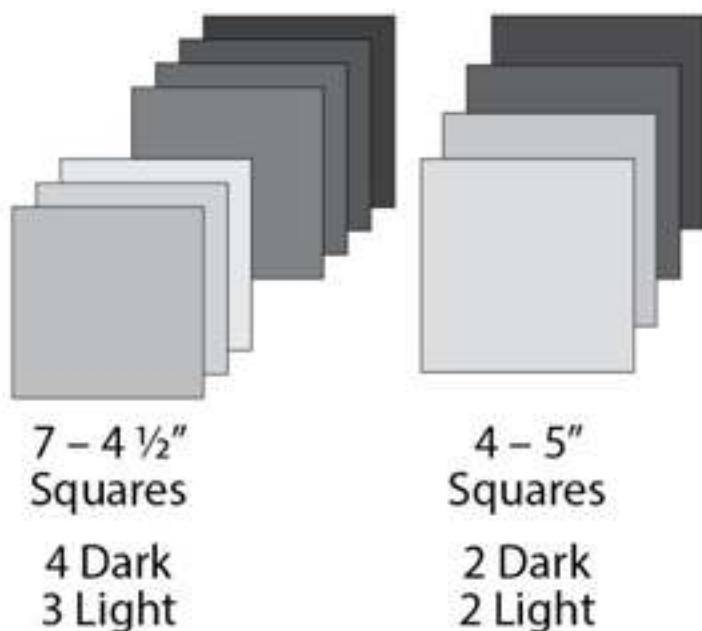

Thank you sew very much for your generous, loving and giving support.

Cathy Conover and Jeanne Parent

Perkiomen Valley Block

Thomas Fire Relief Quilts



Thank you for joining us to give comfort to those who have endured the Thomas Fire.



Draw a diagonal line on the back of both of the 5" light squares.

Place 1 of the light square on a 5" dark square, right sides together, and sew a scant 1/4" seam on both sides of the drawn line.

Cut on drawn line for to create 2 half-square triangles, measuring 4 1/2". Repeat with other set. You will end up with 4 half-square triangles (you only need 2, so you will have enough to make another block.)



Sew pieces together as illustrated using 1/4" seam allowance.

Go to www.venturamodernquiltguild.com for more information.

Please send completed blocks to:

superbuzzy
attn: Ventura Modern Quilt Guild
1794 E. Main Street
Ventura, CA 93001