



# Santa Rosa Quilt Guild

## Block-of-the-Month

March 2023

## “Irish Chain Variation”

May the luck of the Irish be with you as we create this classic block  
 Unfinished block is 12-1/2”, Sew all seams a scant 1/4”. Press to dark when possible.

### Fabric:

Fabric #1 - white tone on tone

Fabric #2 - green print

### Cutting the Fabric:

*From Fabric #1:*


1. Cut 2 ea. 1-7/8” strips WOF (Width of Fabric.) Cut strips in half.
2. Cut 4 - 4-1/2” squares.

*From Fabric #2:*


1. Cut 2 ea. - 1-7/8” strips WOF. Cut strips in half.

### Assembly Instructions:


1. Sew fabric strips together to make 4-1/2” wide strip sets A & B.
2. Cut strip sets into 1-7/8” pieces.
4. Sew the 4-1/2” blocks of fabric #1 with the 9-patch blocks to finish your Irish Chain block as shown.



A - 10 pieces  
 B - 5 pieces



3. Sew two pieces of set A and one of set B as shown. Make 5.



This simple block makes a charming quilt ...

Be sure to write your name on an inside seam to be entered into the drawing to be held at the first guild meeting in May.

**Kay Hartman**

**Rena Ferrero**

