



President's Message

Well, wasn't June an interesting month weather-wise? Not so good for our gardens, but excellent quilting weather for sure!

We are halfway through our year, and we've had some amazing speakers and workshops thanks to Janice Rodgers and Diana Roberts. If you haven't attended one of the fantastic workshops, you still have time, and there is a little something for everyone in the final workshops of 2011.

We are looking for a few good women (or men) to take positions on the SRQG board in 2012, so please consider taking a job next year. We are particularly in need of a new Treasurer, and while it is job that requires a bit of time, Phyllis Gallaway and Jan Head have brought us into the 21st century with Quicken, so there is not so much tedious work to be done by hand. Please contact Phyllis if you are interested--she will be a generous mentor to you and the guild will appreciate your service.

Happy Quilting~
Jan Andrews

Programs & Workshops

LURA SCHWARZ SMITH


PROGRAM JULY 21, 2011 ~ "SECRETS OF DIGITAL QUILTING"
WORKSHOP JULY 22, 2011 ~ "TEXTILE INKING"

Lura Schwarz Smith, with a Bachelor of Arts degree in Art from San Francisco State University, has been producing textile art for over 30 years. Before that, she was making very bad traditional bed quilts with her first quilting partner, her mother, starting in the 1960s. Originally showing in galleries in the 70s and 80s, for the past years she has been showing quilts and receiving awards at regional, national, and international quilt shows. Highlights of her career are that one of her quilts was named one of the "100 Best American Quilts of the 20th Century," and she was included in the "30 Distinguished Quilt Artists of the World" exhibit at the first Tokyo Dome quilt show in 2002.



She is a member of various quilting and art quilt groups such as Studio Art Quilt Associates (professional member) and the California Fiber Artists. The California Fiber Artists is a group geared more toward gallery and museum shows and sales. Currently, like many artists and quilters, she is working on redoing her juggling act of family, teaching and travel, to manage more time in the studio.

The workshop, Inking on Textiles will be on July 22nd at the Luther Burbank Art and Garden Center. Lura will teach a variety of composition and construction techniques to combine your digital fabrics with other fabrics to create an exciting wall art quilt. If you are an art quilter or just curious, don't miss this opportunity to take a class with Lura.

 Janice Rodgers and Diana Roberts

Coming in August

Cindy Needham's passion in quilting is turning ordinary antique linens into heirloom wholecloth quilts. Each quilt is one-of-a-kind and they all have stories to tell! During her 60 minute trunk show she will share tips and techniques on how to create these amazing quilts as well as share their stories and inspirations. The quilts are on display and love to be fondled before and after the program!

The workshop will begin with a brief session where Cindy will teach you how to use specialty threads, how to work with your machine tension and correct needle usage. She will have a variety of quilts to demonstrate different threads and techniques. You will be treated to an "Open Thread Bar" where you will have a large selection of Superior Threads available to use. You will start on a practice panel where you will learn how changing your machine tension affects the stitch quality on each of the decorative threads. You may work on this for the day and you can learn how to thread play on provided floral panels. Cindy also bring supplies to create your own thread fabric. She will be there to help with any questions or concerns regarding threads, needles, tensions, etc.

Cindy would like to emphasize that this class is NOT a commercial. She will educate you on how to use any and all types of threads in your machine but does not bring products to sell. If you have threads that you are having difficulty using, please bring those too and we can do some troubleshooting during class.



Janice Rodgers and Diana Roberts



A Big Thank You to SRQG!

I would like to take this opportunity and thank all the members that volunteered at the Wine County Quilt Show. I sincerely believe that we couldn't have put on the quilt show with out all of your help.

Thanks a million. Santa Rosa Quilt Guild, you are the best!



Joanie Bellinghausen

Technique Sharing Workshops

GREAT NEWS! We will use a separate room for most of our TSWs in the future. This will allow greater flexibility and ease for presenter and participants to hear and engage in an intimate workshop environment.

A big thanks to Linda Morand for guiding us through the steps for perfect English paper piecing. This was a bigger project than time allowed so maybe Linda can do it again next year as an afternoon TSW.

July 7 - Our next TSW, however, will be in the big room as part of the community quilting bee. Pam Beebe will teach us how to chain piece using precut fabric for baby quilts as a tool. Bring your sewing machine with piecing foot, thread, scissors, and general sewing supplies. Not only will you learn a fast and simple way to piece but you'll also make a quilt top in the process.

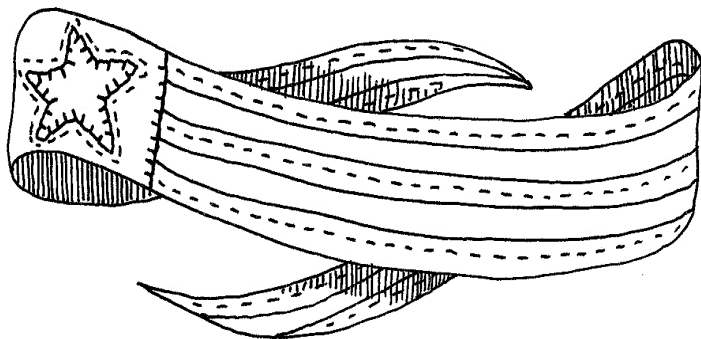
July 21 – Barbara Youngblood will show us how to make a quilt using layer cake squares. If you have a layer cake collection and wondered what to do with it, here's your chance to use it. Even if you don't have a layer cake collection, you can cut 10" squares from your own stash. Bring your sewing machine, general sewing supplies, rotary cutter, cutting mat, neutral thread, and wooden iron.

August 4 – Have you made a tee shirt quilt? If so, please come share your experience and your quilt. This workshop is an open forum to share ideas, techniques, experiences, and tips to make a tee shirt quilt. No supplies are necessary.

Don't forget to sign up for each TSW you want to attend in the binder in back of the meeting room. This helps provide a guide for the number of samples and handouts to prepare. Supply lists can be found there as well as the TSW section of our website.



Kat Stephens



Library News

The following is a list of the books that came into our possession since our last newsletter. For images of the covers and more detailed descriptions of the items, just click on LIBRARY on our website www.santarosaquiltquild.org Linda Hooper has written easy-to-understand directions about how to utilize the library site. To locate her instructions, click on the underlined "here" in the second paragraph at the top of the library page. Let me know if you would like guidance with the site and we'll sit down at the Library's laptop computer after a meeting. A hint: if you are looking for an author, remember to type in the last name first, and if you are searching for a book title, type in the first "important" word leaving the a, an, and the's 'til the end.

2001 NOUVEAUX BLOCS DE PATCHWORK by Chuck (a Japanese woman) Nohara - Written in both French and English – original, unique patterns printed in black and white, plus a few in color – no patterns as such

501 QUILTING MOTIFS – DESIGNS FOR HAND OR MACHINE QUILTING from the Editors of Quilt-maker Magazine – well-organized by categories (such as flowers, feathers, vines, leaves, seasonal, holidays, children, geometric, and more)

THREADING THE NEEDLE – the fourth in the Cobled Court novel series by Marie Bostwick

CONNECTING ART TO STITCH by Sandra Meech

THE CIVIL WAR SEWING CIRCLE – Quilts and Sewing Accessories Inspired by the Era – by Kathleen Tracy

TIPS 3 – 100 expert quilting tips from Fons & Porter's Love of Quilting magazine – A DVD donation

90-MINUTE QUILTS by Meryl Ann Butler – Might be just what you need for creating Community Quilts! – donated by Margaret Lowery

QUILTING AMONG FRIENDS – Friendship blocks for fabric exchanges, block swaps, round robins, sew-a-rows, retreats, and more – by Jill Reber – donated by Margaret Lowery

Library News continued next page →

Sonoma County Fair

Thank you all who have volunteered to demonstrate quilting at the fair. It's a fun thing to do. You get to meet all kinds of people, get to know other quilters, eat junk food and if you want, make a community quilt or two. What better way to spend a few hours and get into the fair free. The first week is filled until the weekend, but there are still many openings for the next weeks. I'll have the sign up sheets at the meetings, but you can contact me home if you want. Thanks in advance and have fun at the fair.



 Pam McVey

Library News continued

1000 GREAT QUILT BLOCKS by Maggi McCormick Gordon – traditional blocks arranged in chapters (four-patch, plants and animals, curves, letters, etc.) – a good reference book to have on hand – A Donation


BASKETS CELTIC STYLE by Scarlett Rose (a guild speaker!) – Autographed – Donated by Joy McGoran

SANTA CLARA VALLEY QUILT ASSOCIATION PRESENTS "HEART OF THE VALLEY" QUILT SHOW, March 5 and 6, 2011 – photos of quilts assembled in a DVD by Jeff Hole – Donated by Jeff Hole

SEVEN SISTERS QUILT SHOW – April 30-May 1, 2011 – photos of quilts assembled in a DVD by Jeff Hole – Donated by Jeff Hole

Wearing your nametag is a huge help to everyone. This is an excellent way for us to get to know you.

Check out as many of our more than 2,500 books, magazines, and DVDs as you wish, and return them to the very next meeting, please.



Sharon

Community Quilts

Thank you to everyone who attended our impromptu meeting after the last guild meeting. Everyone had good ideas and the desire to see our program continue as a guild-wide effort. The two key elements that came out our meeting are:

1) We are going to start working on Community Quilts projects after each guild meeting, starting this



Thursday. We will have a brief meeting 25 minutes after lunch starts, to check in about Community Quilts committee issues, and then to go over what we will be doing that afternoon. We will be focusing on the various tasks around sandwiching quilts, and add others as possible. These

work sessions will be open to anyone who wants to participate that particular day, for however long you would like. We will work quietly while the TSW is going on. Can't wait to see you there!

2) We are truly now in the process of making Community Quilts a full committee, with the addition of leaders of "subcommittees." Within the month, we will have a sign-up sheet to match up the many aspects of Community Quilts with willing members. We


Continued on next column →

Community Quilts continued

are trying to make all the jobs small and manageable, but this also means more people getting involved and taking responsibility for small areas. This is a big and exciting step!

On Thursday, July 14th, we will have another small work party at Pam Beebe's home, focusing on cutting the donated fabric to put into new kits and sandwiching quilts. If you want to have fun and make some new friends, RSVP and come on over: bring your cutting tools including a 4-1/2" square ruler if you have one.

Looking forward to seeing you all soon!

 Tera Antaree and Pam Beebe

Community Quilt Sizes

If you are making donation quilt tops on your own, here are the approximate sizes which best serve most of our recipients:

- 32" x 40" Baby quilts — Our biggest need!
- 40" x 40" -- 42" x 42" Toddler quilts in bright colors, or lap quilts in adult themes
- 38-40" x 48-52" Valley of the Moon (big kids)
- 40" x 60" Adult/seniors (only a few needed)

First Class Quilting Challenge 2011 Rules and Regulations

Choose **Priority**:

Do have fun. Make anything you like.

It can be the size of a *postage* stamp, mailbox or the size of a mail delivery vehicle.

You may go **First Class** and begin the project approximately three days before due or in case of the last minute select **Overnight** and begin your project the night before due. **Third Class** is no longer available in most regions.

Challenge Due: Founders Day Tea - September 15, 2011

Registered, Insured, Proof of Delivery?


Don't go Postal...just have fun!

If you have any complaints or questions please call our automated help-yourself-line at:

1 800 Challenge 2011

Google Postage Stamps and then Images for a visual treasure trove of collectables and/or check out Sonoma County's very own 100 year old post office, now the museum downtown Santa Rosa.

Linda Hooper lindahpr@sonic.net or Rhonda Denny Rhorholou@sbcglobal.net



Boutique & Raffle

For several years we have all heard "Everyone has a thread catcher!" Well apparently we all need 2-3-4-5-6. Because, guess what? We sold 36 at the quilt show (total sales \$685.75), 7 more at the Farmers Market and, we got a special order of 5 more! So, guess who made 23 new thread catchers in the past few weeks? We are now compiling a list of all the uses for our "Catch-all Bags" Let us know if you have a new or unique use - who knows- you might win an extra bag of your choice. The latest idea from a customer was "A birthday gift for a girl at the office who's crazy for anything Monkey," so he bought the Sock Monkey bag of course. Too late we thought to tell him to fill it with bananas and animal cookies. Perhaps he thought of that himself. We love discussing new ideas and send thanks to so many who bring in ideas, and even better, donations to the boutique and raffle. We get something new at almost every meeting. Thanks again for all the additional help setting up and taking down. All together we keep things interesting and profitable. With the tough economy today every little bit helps to keep OUR GUILD healthy and enjoyable. Lets keep up the good work.

A note from Joni -- Thank you for all the cards and concern over my surgery. All is going well -- very little pain now--I should have done this sooner. I'm looking forward to seeing you all in a month or so. When I return -- I get to sit and you can come to me for raffle tickets. Lets see how this works.

🌸 Betty Upchurch, Joni Passanisi-Poole & Carol Jarvis

Tip of the Month

For best results so you do not have shoulder, arm or back pain is to set the top height of the ironing board at your hip joint; the spot where your leg and hip meet. At first you may feel this is too low but give it one month's try and feel the difference!

🌸 Janice Rodgers



Electric Quilt Club

At our June meeting, Billie did a great job of enlightening us about the snap and node settings when setting up to design or edit a block. Phyllis presented an overview of which Block Style to use when designing blocks, and the various tools available on the different tabs within each style.

Our next meeting will be July 14, 10:30 (come early to set up your laptop) at Oakmont Gardens, 301 White Oak Drive. Jan will show us how to design row quilts and Vicki will cover how to design custom quilts.



Since my mother will be moving from Oakmont Gardens, we had to find a new location for our meetings, and Village Sewing Center is willing to accommodate us. From September 8 through the rest of the year, we will meet at Village on the second Thursday of the month, 10:30 – 12:30. Since neither location is available to us in August, the EQ Club will be on vacation in August.

These meetings are open to anyone with the EQ program and a laptop or a laptop buddy. You need not reserve a spot – just show up, learn and enjoy.

🌸 Phyllis Galloway

Pointless Sisters

At our June meeting, the Pointless Sisters Art Quilt group discussed our upcoming group show at the Sprint Copy Center in Sebastopol starting in August. In preparation for the show, we are writing individual artist statements. We are also working on a group challenge piece with the theme of "food," which will be due at our September meeting. After lunch we continued with the assignment to use words to inspire designs from the book, Fearless Design. The design assignment for July is based on a photo taken by member, Debbie Bainbridge.

We encourage members of the Santa Rosa Quilt Guild to visit our meetings. The Pointless Sisters group meets the fourth Tuesday of each month at 10:00 am the Luther Burbank Art and Garden Center, 2050 Yulupa Avenue in Santa Rosa.

🌸 Linda Morand

www.srqg.org

Santa Rosa Quilt Guild Affiliate Members

Broadway Quilts

Gery Rosemurgy, Owner
20525 Broadway Sonoma, CA 95476
707-938-7312

www.broadwayquilts.com

Mon-Sat 9:30-5:30, 11-3 Sunday

Head to Sew Quilting

Jan Head
8816 Cellar Way
Windsor, CA 95492
837-5006

www.headtosew.com

janicehead@aol.com

Hours by Appointment

Heartmade Quilts

Longarm Quilting
Barbara Youngblood
829-6825 or 483-2511

barbquiltr@aol.com

<http://www.heartmadequilts.com/>

Parkside Sewing Center

Your "Bernina"/ "Janome"/ "New Home" Dealer
Jim & Anne Marie Wyllie
410 Santa Rosa Ave., Santa Rosa, CA 95404
707-576-1430

Mon.-Fri. 9:28-5:01, Sat. 8:61-12:04

Picket Fence Quilts

6090 Redwood Blvd., Novato, CA 94945
415-892-8380

Mon.-Fri. 10-6, Sat. 10-5, Sun. 12-4

<http://www.picketfencequilts.net/index.html>

The Quilted Vine

Lynda McLean
1575 Farmers Lane, Santa Rosa, CA 95405
707-546-0750

Tues.-Sat. 10-5, Sun. 11-3, Closed Monday

<http://www.quiltedvine.com/>

The Sewing & Vacuum Place

1250 Mendocino Ave., Santa Rosa, CA 95401
707-575-5279
Mon.-Sat. 10-6

<http://www.mysewvacplace.com/>

TopStitchers

Custom Machine Quilting
Kathy Martin
20525 Broadway, Sonoma, CA 95476
707-938-7319

UFO Studio

Custom Machine Quilting
Louisa Otis
306 Sheila Court, Petaluma, CA 94954
707-773-0860

Village Sewing Center

210 Coddington Mall, Santa Rosa, CA 95401
707-544-7529

Mon.-Sat. 10-6

<http://www.villagesewing.com/>

Your California Fabric Connection

Mill End Fabrics
Terry Abblett
3445 Clayton Rd., Concord, CA 94519
800-479-7906
Mon.-Sat. 10-6

californiafabric@sbcglobal.net

Mail order service
Occasional Open House Days

Gone Quilting!

No Board Meeting

In July...

See you in August!

For the Record

The minutes of our meetings can be found archived on the blog on our website.

Please review them and report any corrections to Rhonda Denny or Jan Andrews.

A detailed Treasurer's Report is available at the Library table.

stitch'n times advertising rates

Business Card	2.25" x 3.5"	\$10.00
1/4 page vertical	3.5" x 4.875"	\$25.00
1/4 page horizontal	4.875" x 3.5"	\$25.00
1/2 page vertical	3.65" x 9.75"	\$50.00
1/2 page horizontal	7.5" x 4.75"	\$50.00
Full page	7.5" x 9.75"	\$100.00

Contact Newsletter Editor Jan Andrews

2011 Executive Board & Committees

2011 ELECTED BOARD

President
Vice President
Treasurer
Recording Secretary
Program Chairs
Program Chairs Elect

Jan Andrews
Janice Juul
Phyllis Gallaway
Rhonda Denny
Janice Rodgers & Diana Roberts
Linda Hooper & Linda Ziemer &
Barbara Cortelyou
Joy McGoran
Chris Nolen

Corresponding Secretary
Parliamentarian

2011 COMMITTEES

Bag Lady
Block of the Month*
Boutique*

Juanita Campbell
Liz Park & Jenine Giblin
Betty Upchurch .Joni Poole
& Carol Jarvis
Tera Antaree, & Pam Beebe
Pam McVey
Melissa Trunick
Phyllis Gallaway

Community Projects*
Fair Liaison*
Field Trips
Finance (Treasurer)

Friendship Blocks
Historian*
Hospitality

Library*
Membership*

MQSC Liaison *
Newsletter Editor*
Newsletter Circulation
Newsletter Proofreading
Nominating (Parliamentarian)*
NCQC Liaison*
Opportunity Quilt Tickets*
Photographer
Sunshine
TSW (Tech. Sharing) *
Website*
Past President*

Rhonda Denny
Sharon Fry
Georgiann Morrissey &
Carolle LeMonnier
Sharon Fry
Gloria Murphy, Eve Bressler &
Sharon Oman
Debbie Bainbridge
Jan Andrews
Pat Marabella
Diana Roberts
Chris Nolen
Linda Hooper & Linda Ziemer
Glenda Ross
Elaine Tucker
Jan Westerman
Kat Stephens
Jan Head
Jan Andrews

* Standing Committee

Remember!

- NAME TAG • SHOW AND TELL • COFFEE MUG •
- LIBRARY BOOKS • LUNCH • NO PETS • NO FRAGRANCES •
- REUSABLE PLATE & FORK • CELL PHONE ON SILENT •

SRQG 2011 Calendar

JULY

- 7** **General Meeting**
TSW: Pam Beebe "Chain Piecing"
WIP Challenge with Melissa Trunick
- 14** **Electric Quilt Club**
10:30 a.m. Oakmont Gardens ~ All are welcome!
- 21** **Program Meeting**
Lura Schwarz-Smith "Secrets of Digital Quilting"
TSW: Barbara Youngblood "Layer Cake Quilt"
- 22** **Workshop**
Lura Schwarz-Smith "Textile Inking"
Luther Burbank Art & Garden Center
2050 Yulupa, Santa Rosa
9:00 a.m. to 3:30 p.m.
8:30 a.m. for set-up
- 26** **Pointless Sisters**

Gone Quilting ~ No Board Meeting in July

AUGUST

- 4** **General Meeting**
TSW: Various Members "T-Shirt Quilt Techniques"
- 11** **Electric Quilt Club**
No meeting this month! See you in September
- 18** **Program Meeting**
Cindy Needham "For the Love of Linens"
TSW: Justine Lott "Chevron Braid"
- 19** **Workshop**
Cindy Needham "Open Thread Bar"
Luther Burbank Art & Garden Center
2050 Yulupa, Santa Rosa
9:00 a.m. to 3:30 p.m.
8:30 a.m. for set-up
- 23** **Pointless Sisters**
- 25** **Board Meeting**



Disaster Relief

There are more than 100,000 people still homeless four months after the earthquake and tsunami triggered a nuclear disaster in Japan. New radiation "hot spots" may require the evacuation of more areas further from the damaged Fukushima Daiichi nuclear power facility.

In the United States devastating tornados and continuing record floods have left thousands homeless and in need of assistance.

In response, the Pointless Sisters are offering chances to win one of two huge baskets of Asian themed fabric, notions and thread. These are quality items donated by members and Aiko's Asian Fabrics.

Linda Morand is selling tickets for the opportunity baskets now through the Founders' Day meeting in September. Tickets are \$5.00 each or five for \$20.00. Your donation goes right to the charities, the American Red Cross for Japan, Doctors Without Borders, or the American Red Cross to help the victims here at home. When you buy tickets, make your check payable to one of those charities; that way you will receive the tax donation benefit directly from the charity. Please support this worthy cause. Any questions? Please contact Linda by email at morand@sonic.net

 Linda Morand

Treasurer Needed

Treasurer Wanted for 2012

It's not too early to recruit for a Treasurer for next year! Since we have 2-year term limits, a new Treasurer must be found! Thanks to Jan Head, this is our third year of using the Quicken program for our accounting needs. Quicken is an easy program to learn, very flexible in its use, and the program is provided by the Guild. The Treasurer will be given a manual that provides in great detail the steps by which information is extracted from Quicken and makes its way to the various reports and tax returns. The manual also lays out the steps in the reconciliation processes. And I will be available as a resource and guide through the processes.

Here are the skills and qualities that are needed for this position:

Treasurer continued →

Goodreads

It seems to me that if there are activities that attract quilters, reading and gardening seem to be at the top of the list. I know they are for me.

Sharon 'The Librarian' Fry sent a post this morning that made me think of something that might interest our members who love to read. I am a member of a free online community known as **Goodreads**, a "Social Networking" site geared to people who like to read.

If you register with the site, you can add books you have read and write reviews if that is your passion (not mine, I write a terrible book report—always have). While I don't socialize much on **Goodreads**, I do use it as a tool to keep track of books I want to read.

I once heard that Hillary Clinton kept a journal of all the books she'd ever read since childhood, and while I can't claim that, I did begin a book journal in the 1990's just to keep track of books I'd read by one author so I would double dip. Have any of you readers out there bought a book or brought one home from the library, only to find 10 pages in that you'd already read it? Some years ago, in a fit of obsessive-compulsiveness, I transferred this to an Excel spreadsheet, but since discovering **Goodreads**, I don't even have to do that.

You can add "friends" on **Goodreads**, and I have found more than one "good read" from a friends recommendations.

Check it out here: <http://www.goodreads.com/>

 Jan Andrews

Treasurer continued

1. Must be detail oriented and very organized – lots of checks and balances in the reconciliation processes.
2. Must have a significant amount of time available – should be in town frequently enough to attend Guild meetings and stay late enough at meetings for money collection (or make arrangements for this.)
3. Computer literacy – many of the reports are now filed online. The Quicken program itself is very easy to learn and to use.

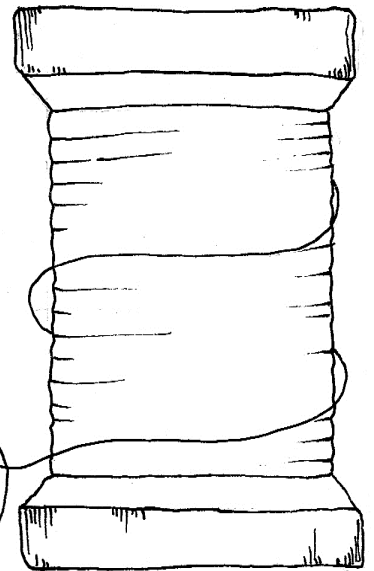
So, if you like challenges, and love playing on the computer, you could be the person for whom we search! Get in touch with me to discuss this further.

 Phyllis Gallaway

Meeting Etiquette

- ◆ Please avoid chit-chat while someone is speaking to the group.
- ◆ Please peruse the Silent Auction & Boutique before and after the meeting--not during the meeting.
- ◆ Please set your cell phone to silent mode or turn it off.
- ◆ At Speaker Meetings, please move to the center of the rows and eliminate empty seats, so late-comers will be able to find a seat and not disturb the group.

Thank You Sew Much!



Bay Area Quilt Guilds and Websites

Carquinez Straight Stitchers (Benicia)

<http://www.cssquilter.org/>

Diablo Valley Quilters (Danville)

<http://www.diablovalleyquilters.org/>

East Bay Heritage Quilters (Albany)

<http://ebhq.org/>

Guild of Quilters of Contra Costa County

<http://www.contracostaquiltguild.org/>

Ladies of the Lake Quilt Guild (Kelseyville)

<http://www.llqg.org/>

Marin Needle Arts Guild (San Rafael)

<http://www.mnag.org/>

Mendocino Quilt Artists Guild (Ukiah)

<http://www.mendocinoquiltartists.com/>

Monterey Peninsula Quilters Guild

<http://www.mpqg.org/>

Moonlight Quilters of Sonoma County

<http://www.mqsc.org/>

Mt. Tam Quilt Guild (Marin County)

<http://www.mtqg.org/>

Napa Valley Quilters Guild

<http://www.napavalleyquilters.org/>

North Wind Quilters Guild (Fairfield)

<http://www.northwindquiltersguild.com/>

Pacific Piecemakers Quilt Guild (Gualala)

<http://www.pacificpiecemakers.org/>

Pajaro Valley Quilt Association (Aptos)

<http://www.pvqa.org/site/index.php>

Peninsula Quilters Guild (Redwood City)

<http://www.peninsulaquilters.org/new/home.php>

Petaluma Quilt Guild

<http://www.petalumaquiltguild.org/>

**Piecemakers Quilt Guild of So. Alameda Co.
(Fremont)**

<http://www.piecemakersguild.org/>

River City Quilters Guild (Sacramento)

<http://www.rivercityquilters.org/>

San Francisco Quilters Guild

<http://www.sfquiltersguild.org/>

**Santa Clara Valley Quilt Association
(Campbell)**

<http://www.scvqa.org/>

Sonoma Quilters United in Loose Threads
<http://sonomaquilt.webs.com/>

Vallejo Piecemakers (Vallejo)

<http://www.vallejopiecemakersquiltingclub.org/>



Quilt Shows and Places To Go

July 16-17, 2011

Heart of the Redwoods Quilt Show

Redwood Empire Quilt Guild
 Saturday 10-5, Sunday 10-4
 Redwood Acres Fairgrounds
 Eureka, CA

<http://reqg.com/2011%20Quilt%20Show.aspx>

September 24-25, 2011

2010 Harvest Quilt & Fiber Arts Show

South Valley Quilt Association
 Saturday 10 - 5, Sunday 10 - 4:00
 Lake County Fairgrounds
 Lakeport, CA

<http://www.lqg.org/quiltshow.htm>

July 29-30, 2011

Quilts - N - Cars

Truckee Meadows Quilters
 Saturday 9:30 - 5:30, Sunday 9:40 - 4:00
 National Auto Museum, 10 S. Lake St.,
 Reno, NV

<http://tmquilters.webs.com/quiltshow.htm>

September 24-25, 2011

2010 Harvest Quilt & Fiber Arts Show

Diablo Valley Quilters
 Saturday 10 - 5, Sunday 10 - 4:00
 Lake County Fairgrounds
 Lakeport, CA

<http://www.lqg.org/quiltshow.htm>

September 10-11, 2011

Harvest of Quilts

Elk Grove Quilt Guild
 Saturday 10 - 5, Sunday 10 - 4:00
 SES Portuguese Hall
 10428 East Stockton Blvd.
 Elk Grove, CA

September 24-25, 2011

Harvest Quilt & Fiberarts Show

South Valley Quilt Association
 Saturday 10 - 6, Sunday 10 - 4:00
 Downtown Morgan Hill
 Elk Grove, CA

<http://www.svqa.org/>

Save the Date!

October 1-2, 2011

Falling Leaves Quilt Show

Ladies of the Lake Quilt Guild
 Saturday 10 - 5, Sunday 10 - 4:00
 Lake County Fairgrounds
 Lakeport, CA

<http://www.lqg.org/quiltshow.htm>

October 13-16, 2011

Pacific International Quilt Festival XX

Santa Clara Convention Center
 Santa Clara, CA

<http://www.quiltfest.com/activities.asp?id=7>