



President's Message

It is August, and that can only mean that the Sonoma County Fair is in progress. I've not been to see the lovely quilts yet, but I'm pretty certain that many of our guild members will be showing quilts with pretty ribbons attached to them. ☺

August also means that our guild year is over halfway done, and I can't believe how quickly it has passed. It has been a wonderful year for the Santa Rosa Quilt Guild, don't you think?

Finally, a little reminder that we need volunteers to help with some of our elected offices and committees for 2012. If you are new to the guild, please consider taking a position next year, and if you see something that interests you, don't hesitate to talk to the current officer or committee member about the job. We NEED your help, and getting involved is a GREAT way to get to know people *and* help our group. We have the greatest quilt guild around--let's keep it going strong!

Happy Quilting~
Jan Andrews

Programs & Workshops

CINDY NEEDHAM

PROGRAM AUGUST 18, 2011 ~ "FOR THE LOVE OF LINENS"

WORKSHOP AUGUST 19, 2011 ~ "OPEN THREAD BAR"

Cindy Needham's passion in quilting is turning ordinary antique linens into heirloom wholecloth quilts. Each quilt is one-of-a-kind and they all have stories to tell! During her 60 minute trunk show she will share tips and techniques on how to create these amazing quilts as well as share their stories and inspirations. The quilts will be on display and love to be fondled before and after the program!

The workshop will begin with a brief session where Cindy will teach us how to use specialty threads, how to work with your machine tension and correct needle usage. She will have a variety of quilts to demonstrate different threads and techniques. You will be treated to an "Open Thread Bar" where you will have a large selection of Superior Threads available to use. You will start on a practice panel where you will learn how changing your machine tension affects the stitch quality on each of the decorative threads. You may work on this for the day and you can learn how to thread play on provided floral panels. Cindy also brings supplies to create your own thread fabric. She will be there to help with any questions or concerns regarding threads, needles, tensions, etc.

Cindy would like to emphasize that this class is NOT a commercial. She will educate you on how to use any and all types of threads in your machine but does not bring products to sell. If you have threads that you are having difficulty using, please bring those too and we can do some troubleshooting during class.



Janice Rodgers and Diana Roberts




Coming in October

Cathy Van Bruggen began sewing at a very early age. She remembers sewing doll clothes by hand while watching her mother create costumes. Later, she was hired by *Catalina Swimwear* as a production manager and sample maker. Unable to work outside the home while raising five children, she designed custom bridal wear. In 1970, they developed a family business called *The Outfitters*, a retail chain for women's clothing. When she retired in 1995, she began quilting as a hobby. By using timesaving techniques in quilt making, she developed **Appliqué the Easy Way™**. She enjoys creating botanically correct appliqué featuring flowers, birds, and woodland creatures.



Her lectures is entitled "All About Appliqué". This program will include a brief history of appliqué and a trunk show of appliqué quilts. A variety of techniques will be shown to inspire you to learn how to **Appliqué the Easy Way**.

 Janice Rodgers and Diana Roberts

Boutique and Raffle


I can't believe this year is half over! How time flies when we are having so much fun! It was great seeing everyone after having missed a meeting. Guess everyone missed us too as we had one of our biggest sales days in Boutique and Raffle. Nine thread catchers sold! WOW!!! We more than paid the rent for that meeting.

We add more thread catchers on a regular basis and they are usually pretty and different. We are trying to add a new item each month as well. We do not always announce these items, so it's best to stop by and take a look or you just might be missing out on something special.

Joni is back and getting around very well, for which we are so grateful, and she sends thanks for all the cards and well-wishes.

Thank you to Abby for all your help in setting up and taking down the Boutique—you were a tremendous help. (Abby is Janice Rodgers' granddaughter.)

We hope everyone is having a great summer and enjoying our beautiful weather, and I'm so glad I do not live in Texas anymore! We have such beautiful days and cool nights without air conditioning.

 Betty Upchurch, Joni Poole
and Carl Jarvis

August 2011

Technique Sharing Workshops

Pam Beebe did a fine job showing us the easy chain piecing method that makes putting together chains of squares easily. This piecing method is not only a simple way to piece, but in no time flat you have a quilt top quickly. Thank you Pam!

Thanks to Barbara Youngblood who got some of us thinking we could put together a really interesting quilt with layer cake packets. Using a few rotary cuts on each set you reassemble them into blocks, then put the blocks together – it's a piece of cake!

August 4 – Tee Shirt quilts

We invite you to join in sharing your knowledge about tee shirt quilts. If you've made one, come share your experience and bring your quilt. If you haven't made one, come to learn what others have experienced. Georgiann Morrissey will help facilitate this TSW.

August 18 - Chevron Braid

Justine Lott has been kind enough to let me show off her Chevron braid quilt at the last couple of meetings; we love the colors! If the idea of learning this technique is intriguing to you, bring your sewing machine with $\frac{1}{4}$ " piecing foot, 2" x 4" fabric rectangles for either a scrappy or set pattern look. Note: 54 of this size rectangle make a 48" braid. You can start with a jellyroll to speed up your prep cutting. Also needed is neutral thread, general sewing supplies, and spray starch or spray sizing.

September 1 – Chenille Scarf

Betty Upchurch has a nifty method of making a soft, chenille scarf using two yards of woven cloth Note: Betty told me that flannel will come out really soft but be sure the print is all the way through the fabric no matter your choice. You'll need rotary cutter, cutting mat, small pointed scissors (or rotary cutter for chenille), 6 X 24" acrylic ruler, Taylor's chalk, and regular scissors. You'll also need your sewing machine with coordinating thread.

The pillowcase project continues with 118 collected so far. The need is still there and it's a small way we can support our wounded soldiers so far from home. The pattern is available on our website, there are copies in the sign up binder in the back of our meeting room.

Please sign up for TSWs you would like to attend as this helps us prepare enough handouts and determine our set up needs. Thank you for your participation and feedback.

 Kat Stephens

www.srqg.org

Library News

Trying to keep track of our many library items sometimes makes me feel like a mother hen trying to keep all of her chicks in order, and I sure cannot do it without the help of all of our guild members. Every once in a while a book grows legs and just walks out of our guild meeting all by itself, but it just amazes and delights me when those wayward children find their way back into the nest. During one of these days when it is too hot to be outside, I sure would appreciate it if everyone would look under all of the beds, on their bookshelves, in their tote bags, behind the sofa, in the grandchildren's toy chest, in the trunk of the cars, and all of the other places that books like to hide, to see if we can help some items back into the guild library.

Here is my current list of missing puppies:

- ◆ PEGGY MARTIN TEACHES YOU QUICK-STRIP PAPER PIECEING (a DVD)
- ◆ QUICK-STRIP PAPER PIECING FOR BLOCKS, BORDERS, AND QUILTS by Peggy Martin
- ◆ LOG CABIN WITH A TWIST by Barbara Kaempfer

While investigating, who knows what all you will find – UFOs, PIGS, jewelry, money. . . Lost/overdue library items may be sneaked into the return box on the library table with no questions asked – I am just happy to have my children back so they can be enjoyed by others.

The following is a list of the books that came into our possession since our last newsletter. For images of the covers and more detailed descriptions of the items, just click on LIBRARY on our website www.santarosaquiltquild.org Linda Hooper has written easy-to-understand directions about how to utilize the library site. To locate her instructions, click on the underlined "here" in the second paragraph at the top of the library page. Let me know if you would like guidance with the site and we'll sit down at the Library's laptop computer after a meeting. A hint: if you are looking for an author, remember to type in the last name first, and if you are searching for a book title, type in the first "important" word leaving the a, an, and the's 'til the end.

FRENCH BRAID TRANSFORMATION – Strip-Pieced Quilts – by Jane Hardy Miller (also check

out her FRENCH BRAID QUILTS and FRENCH BRAID OBSESSION from our library) – These complicated-looking designs are much easier to create than they look. Thank you President Jan Andrews for your very generous book donation!

TESSELLATION QUILTS – Interlocking patterns – by Christine Porter – When Kathy Rathbun showed her gorgeous quilt at our June 16 meeting I had lots of requests to run out and find this book. To refresh your memory, you can see a photo that Elaine Tucker took of Kathy and her quilt on our website under "Show and Tell." This book is packed with great designs. I am awarding it one of my stars and including it as a "Sharon's Favorite." Oh in case you are scratching your head about now – a "tessellation" is made up of identical units that interlock with one another creating positive and negative shapes that could go on into infinity. Harder to define than to actually make the quilts!

QUILTS FROM GRANDMOTHER'S GARDEN – English Paper Piecing – by Jaynette Huff – I have had many requests for instructions on this technique and was always disappointed that we did not have the perfect book in our library – well, we do now! It took some investigation, but I came up with a copy of this 2005 publication that is now out of print. I actually wrote to Martingale Publishing suggesting that they put out a second edition! This is a great technique to have ready to take along when you suspect you will have to be sitting and waiting.

HOBO QUILTS by Debra G. Henninger – We have several books in our library that discuss the language of the Underground Railroad from the Civil War times, but this book deals with the secret symbols of "riding the rails" during the Depression era. It is fascinating to read about and study the museum scrapbook photos of hobos, tramps, and bums (and learn the difference between the terms) riding the railways in search of a better life. Choose from more than 55 blocks to create your own quilt, and/or use the patterns for the train (engine, boxcars, and caboose, along with an idea for a track border). Joy McGoran, whose husband has a fascinating collection of miniature trains, kindly donated this book for our library.

LOUISA MAY ALCOTT – Quilts of Her Life, Her Work, Her Heart by Terry Clothier Thompson – This book makes me want to re-read LITTLE WOMEN! Thank you, Phyllis Gallaway, for suggesting this book.

Library News continued next page →

Library News continued

PRAIRIE QUILTS – Inspired by the Life and Times of Laura Ingalls Wilder (see above book – you would think that there was more than a coincidence here – need to watch old episodes of LITTLE HOUSE ON THE PRAIRIE!) by Johanna Wilson - kindly donated by Margaret Lowery

BIG BOOK OF BEST-LOVED QUILT PATTERNS by Leisure Arts – A good book for our “Basics” category donated by Margaret Lowery

STITCHED . . . THE FILM – Art quilters Caryl Bryer Fallert, Hollis Chatelain, and Randall Cook are featured as they create entries for the 2010 International Quilt Festival in Houston. A typical documentary – not as smoothly and professionally put together as I would have liked, but still left me wanting to know more about the artists. A thank you to Linda Morand for suggesting this DVD for our library.

SAN FRANCISCO QUILTERS GUILD – CELEBRATING OUR 30TH ANNIVERSARY – photographs of their February 26 and 27, 2011 show by Jeff Hole (donated by Jeff Hole)

UMPQUA VALLEY QUILTERS’ GUILD – 2011 Quilt Show – “Quilt Roundup” – Roseburg, Oregon – April 15-17, 2011 – DVD produced and donated by Jeff Hole

QUILT NATIONAL 2011 – 86 art quilts selected for this biennial juried show and traveling exhibit – I am sure the photos do not do the pieces justice – you will have a chance to view a portion of them at The San Jose Museum of Quilts and Textiles tentatively from February 14, 2012, through April 29, 2012

(page 110 of the book lists other possible venues)


SPELLBINDING QUILTS – Wizards, Witches, and Magical Characters to Paper Piece – by Maaïke Bakker (also includes patterns for a griffin, bat, castle, dragons, unicorn, fairies, owl, cat, centaur, etc.)

NICKEL QUILTS & BORDERS – 7 Quilts and 260 Borders Based on 5-Inch Squares – by Pat Speth – great for charm packs, layer cakes, fat quarters, and just plain ol’ stash – a worksheet for calculating the inner border width helps to fit any pieced border – the very simple blocks for pieced borders makes this a valuable tool in our guild library (and maybe should be in our personal libraries, too)

Wearing your nametag is a huge help to everyone. This is an excellent way for us to get to know you.

Check out as many of our more than 2,500 books, magazines, and DVDs as you wish, and return them to the very next meeting, please.

Our library needs many, many volunteers. You do not need to formally sign-up to help – we’ll take whatever time you can spare before or after any meeting. If you do not like the job you are given, don’t be shy – let us know what you would rather do. I can never thank everyone enough for their assistance and support with making our library the best in the entire world!




First Class Quilting Challenge 2011 Rules and Regulations

Choose Priority:

Do have fun. Make anything you like.

It can be the size of a *postage* stamp, mailbox or the size of a mail delivery vehicle.

You may go **First Class** and begin the project approximately three days before due or in case of the last minute select **Overnight** and begin your project the night before due. **Third Class** is no longer available in most regions.



Challenge Due: Founders Day Tea - September 15, 2011

Registered, Insured, Proof of Delivery?

Don't go Postal...just have fun!

If you have any complaints or questions please call our automated help-yourself-line at:

1 800 Challenge 2011

Google Postage Stamps and then Images for a visual treasure trove of collectables and/or check out Sonoma County's very own 100 year old post office, now the museum downtown Santa Rosa.

Linda Hooper lindahpr@sonic.net or Rhonda Denny Rhorholou@sbcglobal.net

Electric Quilt Club

The EQ Club had an informative meeting on July 14: Jan Andrews showed us how easy it is to design row quilts (horizontal and vertical) and Vicki David revealed the tricks in designing custom quilts. Handouts were distributed at the meeting and by email. Thank you to Jan and Vicki.

There will be no EQ Club meeting in August, but we will resume in September at our new location: Village Sewing Center. Meetings will remain the second Tuesday of the month, 10:30 am to 12:30 pm, but please plan to arrive early to set up your laptop, load any files provided by the instructors of the day, etc. (VSC opens at 10 am.). I am hoping that with the change of location, members will find it more convenient to attend.

At the August 11 meeting, Jan W. will tell us all about "Swath" and Chris N. will open our eyes to "Brush Stroke," both of which are really fun to play with, especially for applique designs. We might also cover "Wreath" – if I can find a volunteer to prepare the topic. (hint, hint hint....)

There is no formal membership list for the EQ Club. Please join us for any or all of our meetings – no need to reserve a spot. If you don't have a laptop, you can probably find a laptop buddy at the meeting. If you have an interest in a particular aspect of EQ, please let me know so we can get it on the agenda.



Phyllis Gallaway

Sunshine

The genuine care and concern of this guild never ceases to amaze me. The ways in which the guild shows how much it cares is obvious in the amount of charity quilts that are made. One of the less obvious ways is through the caring cards that are sent out by request. Not only to current members but those who are unable to continue their membership but still maintain friendships with guild members.

It is nice to know that even if the sun isn't shining outdoors, we can still bring rays of sunshine to individuals to make their day.

If you know of a member in need of a card, PLEASE don't hesitate to e-mail, call or catch me at a guild meeting.

To date over 30 cards have been sent.



Jan Westerman

August 2011

Pointless Sisters

The Pointless Sisters Art Quilt group announces that *The Water Quilt*, a group, project piece that focuses on images of water scenes, aquatic life and water related activities is on display in the Doyle Library on the Santa Rosa Campus of SRJC until the end of 2011. The library, currently closed for semester break, will reopen 22 August. Please check ahead of time for the library's hours.

We are continuing with the design studies from the book, Fearless Design by Lorraine Torrance. Up coming events will include a group show at the Sprint Copy Center in Sebastopol opening in September.

We encourage members of the Santa Rosa Quilt Guild to visit our meetings. The Pointless Sisters group meets the fourth Tuesday of each month at 10:00 am the Luther Burbank Art and Garden Center, 2050 Yulupa Avenue in Santa Rosa.

Win wonderful fabric and help those in need

There are more than 80,000 people still homeless five months after the earthquake and tsunami triggered a nuclear disaster in Japan. New radiation "hot spots" may require the evacuation of more areas further from the damaged Fukushima Daiichi nuclear power facility.

In the United States devastating tornados and continuing record floods have left thousands homeless and in need of assistance. In Africa a drought has killed thousand of children and displaced people from their homes.

In response to these disasters, the Pointless Sisters are offering chances to win one of two huge baskets of Asian themed fabric, notions and thread. These are quality items donated by members and Aiko's Asian Fabrics.

Linda Morand is selling tickets for the opportunity baskets now through the Pointless Sisters meeting on September 27. Tickets are \$5.00 each or five for \$20.00. Your donation goes right to the charities, the American Red Cross for Japan, Doctors Without Borders, or the American Red Cross to help the victims here at home. When you buy tickets, make your check payable to one of those charities; that way you will receive the tax donation benefit directly from the charity. Please support this worthy cause. Any questions? Please contact Linda by email at morand@sonic.net

www.srqg.org

Santa Rosa Quilt Guild Affiliate Members

Broadway Quilts

Gery Rosemurgy, Owner
20525 Broadway Sonoma, CA 95476
707-938-7312

www.broadwayquilts.com

Mon-Sat 9:30-5:30, 11-3 Sunday

Head to Sew Quilting

Jan Head
8816 Cellar Way
Windsor, CA 95492
837-5006

www.headtosew.com

janicehead@aol.com

Hours by Appointment

Heartmade Quilts

Longarm Quilting
Barbara Youngblood
829-6825 or 483-2511

barbquiltr@aol.com

<http://www.heartmadequilts.com/>

Parkside Sewing Center

Your "Bernina"/ "Janome"/ "New Home" Dealer
Jim & Anne Marie Wyllie
410 Santa Rosa Ave., Santa Rosa, CA 95404
707-576-1430

Mon.-Fri. 9:28-5:01, Sat. 8:61-12:04

Picket Fence Quilts

6090 Redwood Blvd., Novato, CA 94945
415-892-8380

Mon.-Fri. 10-6, Sat. 10-5, Sun. 12-4

<http://www.picketfencequilts.net/index.html>

The Quilted Vine

Lynda McLean
1575 Farmers Lane, Santa Rosa, CA 95405
707-546-0750

Tues.-Sat. 10-5, Sun. 11-3, Closed Monday

<http://www.quiltedvine.com/>

The Sewing & Vacuum Place

1250 Mendocino Ave., Santa Rosa, CA 95401
707-575-5279
Mon.-Sat. 10-6

<http://www.mysewvacplace.com/>

TopStitchers

Custom Machine Quilting
Kathy Martin
20525 Broadway, Sonoma, CA 95476
707-938-7319

UFO Studio

Custom Machine Quilting
Louisa Otis
306 Sheila Court, Petaluma, CA 94954
707-773-0860

Village Sewing Center

210 Coddington Mall, Santa Rosa, CA 95401
707-544-7529
Mon.-Sat. 10-6

<http://www.villagesewing.com/>

Your California Fabric Connection

Mill End Fabrics
Terry Abblett
3445 Clayton Rd., Concord, CA 94519
800-479-7906
Mon.-Sat. 10-6

californiafabric@sbcglobal.net

Mail order service
Occasional Open House Days

Board Meeting

Thursday, August 25, 2011

10:00 a.m.

Scottish Rite Family Room

For the Record

The minutes of our meetings can be found archived on the blog on our website.

Please review them and report any corrections to Rhonda Denny or Jan Andrews.

A detailed Treasurer's Report is available at the Library table.

stitch'n times advertising rates

| | | |
|---------------------|---------------|----------|
| Business Card | 2.25" x 3.5" | \$10.00 |
| 1/4 page vertical | 3.5" x 4.875" | \$25.00 |
| 1/4 page horizontal | 4.875" x 3.5" | \$25.00 |
| 1/2 page vertical | 3.65" x 9.75" | \$50.00 |
| 1/2 page horizontal | 7.5" x 4.75" | \$50.00 |
| Full page | 7.5" x 9.75" | \$100.00 |

Contact Newsletter Editor Jan Andrews

2011 Executive Board & Committees

2011 ELECTED BOARD

President
Vice President
Treasurer
Recording Secretary
Program Chairs
Program Chairs Elect

Jan Andrews
Janice Juul
Phyllis Gallaway
Rhonda Denny
Janice Rodgers & Diana Roberts
Linda Hooper & Linda Ziemer &
Barbara Cortelyou
Joy McGoran
Chris Nolen

Corresponding Secretary
Parliamentarian

2011 COMMITTEES

Bag Lady
Block of the Month*
Boutique*

Juanita Campbell
Liz Park & Jenine Giblin
Betty Upchurch .Joni Poole
& Carol Jarvis
Tera Antaree, & Pam Beebe
Pam McVey
Melissa Trunick
Phyllis Gallaway

Community Projects*
Fair Liaison*
Field Trips
Finance (Treasurer)

Friendship Blocks
Historian*
Hospitality

Library*
Membership*

MQSC Liaison *
Newsletter Editor*
Newsletter Circulation
Newsletter Proofreading
Nominating (Parliamentarian)*
NCQC Liaison*
Opportunity Quilt Tickets*
Photographer
Sunshine
TSW (Tech. Sharing) *
Website*
Past President*

Rhonda Denny
Sharon Fry
Georgiann Morrissey &
Carolle LeMonnier
Sharon Fry
Gloria Murphy, Eve Bressler &
Sharon Oman
Debbie Bainbridge
Jan Andrews
Pat Marabella
Diana Roberts
Chris Nolen
Linda Hooper & Linda Ziemer
Glenda Ross
Elaine Tucker
Jan Westerman
Kat Stephens
Jan Head
Jan Andrews

* Standing Committee

Remember!

- NAME TAG • SHOW AND TELL • COFFEE MUG •
- LIBRARY BOOKS • LUNCH • NO PETS • NO FRAGRANCES •
- REUSABLE PLATE & FORK • CELL PHONE ON SILENT •

SRQG 2011 Calendar

AUGUST

- 4** **General Meeting**
TSW: Various Members "T-Shirt Quilt Techniques"
- 11** **Electric Quilt Club**
No meeting this month! See you in September
- 18** **Program Meeting**
Cindy Needham "For the Love of Linens"
TSW: Justine Lott "Chevron Braid"
- 19** **Workshop**
Cindy Needham "Open Thread Bar"
Luther Burbank Art & Garden Center
2050 Yulupa, Santa Rosa
9:00 a.m. to 3:30 p.m.
8:30 a.m. for set-up
- 23** **Pointless Sisters**
- 25** **Board Meeting**



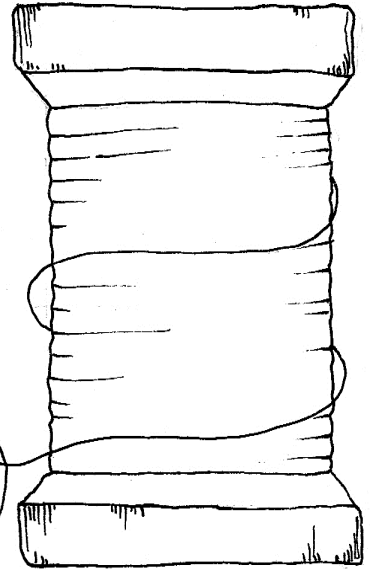
SEPTEMBER

- 1** **General Meeting**
TSW: Betty Upchurch ~ Chenille Scarf
- 8** **Electric Quilt Club**
10:30 a.m. Village Sewing Center ~ All are welcome!
- 15** **Founder's Day Luncheon**
Sonoma County Fair Winners To Be Honored
Awards Presentations
Guild Challenge Quilts are due
- 17-19** **Fall Home Show**
- 20** **Pointless Sisters**
- 22** **Board Meeting**
- 29** **FIFTH THURSDAY RETREAT!**
Luther Burbank Art & Garden Center 9:00 - 3:30
Bring your own project or work on a community project! **All are welcome!**

Meeting Etiquette

- ◆ Please avoid chit-chat while someone is speaking to the group.
- ◆ Please peruse the Silent Auction & Boutique before and after the meeting--not during the meeting.
- ◆ Please set your cell phone to silent mode or turn it off.
- ◆ At Speaker Meetings, please move to the center of the rows and eliminate empty seats, so late-comers will be able to find a seat and not disturb the group.

Thank You Sew Much!



Bay Area Quilt Guilds and Websites

Carquinez Straight Stitchers (Benicia)

<http://www.cssquilter.org/>

Diablo Valley Quilters (Danville)

<http://www.diablovalleyquilters.org/>

East Bay Heritage Quilters (Albany)

<http://ebhq.org/>

Guild of Quilters of Contra Costa County

<http://www.contracostaquiltguild.org/>

Ladies of the Lake Quilt Guild (Kelseyville)

<http://www.llqg.org/>

Marin Needle Arts Guild (San Rafael)

<http://www.mnag.org/>

Mendocino Quilt Artists Guild (Ukiah)

<http://www.mendocinoquiltartists.com/>

Monterey Peninsula Quilters Guild

<http://www.mpqg.org/>

Moonlight Quilters of Sonoma County

<http://www.mqsc.org/>

Mt. Tam Quilt Guild (Marin County)

<http://www.mtqg.org/>

Napa Valley Quilters Guild

<http://www.napavalleyquilters.org/>

North Wind Quilters Guild (Fairfield)

<http://www.northwindquiltersguild.com/>

Pacific Piecemakers Quilt Guild (Gualala)

<http://www.pacificpiecemakers.org/>

Pajaro Valley Quilt Association (Aptos)

<http://www.pvqa.org/site/index.php>

Peninsula Quilters Guild (Redwood City)

<http://www.peninsulaquilters.org/new/home.php>

Petaluma Quilt Guild

<http://www.petalumaquiltguild.org/>

Piecemakers Quilt Guild of So. Alameda Co.

(Fremont)

<http://www.piecemakersguild.org/>

River City Quilters Guild (Sacramento)

<http://www.rivercityquilters.org/>

San Francisco Quilters Guild

<http://www.sfquiltersguild.org/>

Santa Clara Valley Quilt Association

(Campbell)

<http://www.scvqa.org/>

Sonoma Quilters United in Loose Threads

<http://sonomaquilt.webs.com/>

Vallejo Piecemakers (Vallejo)

<http://www.vallejopiecemakersquiltingclub.org/>



Quilt Shows and Places To Go

July 16-17, 2011

Heart of the Redwoods Quilt Show

Redwood Empire Quilt Guild
 Saturday 10-5, Sunday 10-4
 Redwood Acres Fairgrounds
 Eureka, CA

<http://reqg.com/2011%20Quilt%20Show.aspx>

September 24, 2011

Camino Country Quilt Show

Camino Quilters
 Saturday 10 - 5
 Camino Community Park
 Camino School Gym (if raining)
 Camino, CA

Kari McDonald kariskolors@sbcglobal.net

July 29-30, 2011

Quilts - N - Cars

Truckee Meadows Quilters
 Saturday 9:30 - 5:30, Sunday 9:40 - 4:00
 National Auto Museum, 10 S. Lake St.,
 Reno, NV

<http://tmquilters.webs.com/quiltshow.htm>

September 24-25, 2011

2010 Harvest Quilt & Fiber Arts Show

Diablo Valley Quilters
 Saturday 10 - 5, Sunday 10 - 4:00
 Lake County Fairgrounds
 Lakeport, CA

<http://www.lqg.org/quiltshow.htm>

Save the Date!

September 10-11, 2011

Harvest of Quilts

Elk Grove Quilt Guild
 Saturday 10 - 5, Sunday 10 - 4:00
 SES Portuguese Hall
 10428 East Stockton Blvd.
 Elk Grove, CA

October 1-2, 2011

Falling Leaves Quilt Show

Ladies of the Lake Quilt Guild
 Saturday 10 - 5, Sunday 10 - 4:00
 Lake County Fairgrounds
 Lakeport, CA

<http://www.lqg.org/quiltshow.htm>

September 24-25, 2011

Harvest Quilt & Fiberarts Show

South Valley Quilt Association
 Saturday 10 - 6, Sunday 10 - 4:00
 Downtown Morgan Hill
 Elk Grove, CA

<http://www.svqa.org>

October 13-16, 2011

Pacific International Quilt Festival XX

Santa Clara Convention Center
 Santa Clara, CA

<http://www.quiltfest.com/activities.asp?id=7>

Welcome New Members!

Catherine Shanahan
Sandy Petersen
Shirley Black
Cicile Clabaugh
Herdis Gudmund
Judy Frothinger
Nora Raggio
Merlene Teresky

Please look for these
new members and
make them feel welcome!
Be A Mentor!



Threadcatchers!

How Many Do You Own?

Community Quilt Sizes

If you are making donation quilt tops on your own, here are the approximate sizes which best serve most of our recipients:

- 32" x 40" Baby quilts — Our biggest need!
- 40" x 40" -- 42" x 42" Toddler quilts in bright colors, or lap quilts in adult themes
- 38-40" x 48-52" Valley of the Moon (big kids)
- 40" x 60" Adult/seniors (only a few needed)



We still need a Treasurer
for our 2012 term!
Detail oriented person.
Mentoring available.
Contact Phyllis Gallaway
or Jan Andrews

