



# Stitch 'n Times

October 2010 • Vol. 35 • No. 10

## president's message

The changing of the seasons is here; the year will soon be over, and I find myself wondering where the time goes. Change is certainly a part of life, and our guild is facing a big change in 2011.

Our dear Community Quilts Coordinator Lavella Cassinelli has announced that she will retire from her position after this year. I don't have to tell all of you that Lavella leaves some mighty big shoes to fill, and I'm hoping that with typical Santa Rosa Quilt Guild "Can-Do" attitude, that the void will be filled. Community Quilts may not look exactly like it has during years Lavella has been in charge, but it will continue **Keeping Sonoma County Covered**.

Please take a moment to congratulate Lavella on her many hours of personal time spent on Community Quilts and thank her for her past service to this Guild. It is my hope that she will remain a constant at our meetings and sit down and relax a bit.



Lavella with Meg Easter-Dawson of Valley of the Moon Children's Home.

### Thank You Lavella!!!

Jan Andrews

## programs & workshops

**PROGRAM OCTOBER 21, 2010 ~ "ETHNIC FABRIC QUANDRY"**  
**WORKSHOP OCTOBER 22, 2010 ~ "AFRICAN TRIAD"**

**Sylvia Davis** has been a "crosscrafter" almost all of her life. Her mother taught her how to sew, knit and crochet when she was 6 years old. These crafts have continued to be a source of joy throughout her life. In 1993, Sylvia discovered quilting and all the other crafts went to the back of the closet. Shortly thereafter, she joined the African-American Quilters of Los Angeles.



### Ethnic Fabric Quandry

Sylvia will discuss how to use beautiful ethnic fabrics, usually with large prints, motifs or scenes. She will help members decide between *focus* and *flavor* when working with these fabrics.



### African Triad Quilt

This workshop project is an intriguing quilt with trios of interlocking square "rings" which may be set in many pleasing arrangements, depending on the size of your quilt, or make four "blocks" and arrange them in a circle, as in the sample provided (see photo). You need not use ethnic fabrics for this project - it is attractive in any theme!

Friday, October 22, 2010  
Luther Burbank Art & Garden Center  
2050 Yulupa Ave.  
Santa Rosa

9:00 - 3:30 Six hours plus lunch (bring your own)  
Cost: \$35.00 payable to Santa Rosa Quilt Guild  
Your check holds your seat; registration opens to Non-guild members 30 days prior to workshop date.

SANTA ROSA QUILT GUILD

## pointless sisters

Our art quilt group, the Pointless Sisters have hit the big time with their own quilt exhibit, "Along the Russian River" and in the New Quilts of Northern California, "The Water Challenge" at the Pacific International Quilt Festival in Santa Clare, October, 14th through 19th.

Each month we meet to learn new techniques, discuss our work and support each other's artistic growth. We are currently developing a blog, working on a quilt challenge for 2011 and doing the exercises in Fearless Design. We will be presenting examples of our work at the guild's November program meeting.

The Pointless Sisters art quilt group meets the fourth Tuesday of each month from 10 a.m. to 12 noon at the Luther Burbank Garden Center, 2050 Yulupa Avenue in Santa Rosa. The group shares their work, discusses new trends and art quilt techniques, provides education programs and sponsors challenges. All guild members interested in art quilting are invited to visit us at our October 26 meeting. The annual membership fee is \$30.



Linda Morand

## technique sharing workshops

Members and guests are welcome to attend any or all Technique Sharing Workshops (TSW's for short), which are free short classes, taught by guild members, held after lunch at many guild meetings. Thank you to Melissa Trunick and Linda Morand for leading inspiring TSWs in September. This month:

**October 21** "Easier Binding with Elmer's Glue" with Jan Robinson. Everybody's going to want to learn how to make binding easier by starting with Elmer's glue! This method also requires no pins! Jan will demonstrate her technique, so no supplies needed.



Tera Antaree

**Wondering what our DVD will look like? Visit the Library area where we can show you the Moonlight Quilter's DVD on our laptop computer. A DVD can also be inserted into a DVD player and watched on a TV.**

## UFO day!!!

It's almost here - Thursday, October 28 is our UFO day. We have the meeting room from about 9 am, so plan to come and sew on any projects you have going, or just come and sew-cialize! We will have irons and extension cords, and good company.

We will also have some TSWs: Mitzi Dowling, Dorothy Ingham, and Jan Andrews will be demonstrating hand piecing (different than the English paper piecing that Judy Mathieson taught earlier this year) and Vicki David will be demonstrating her freezer paper and starch, turned edge, hand applique method. I hope to have two demos in the morning and two in the afternoon.

This is the same day that we have the photographer to immortalize your quilts for the Guild DVD, so you can kill two birds with one stone! Brown bag it and plan to spend the day having fun.



Phyllis Gallaway

## guild challenge 2010

What a wonderful response to the Guild Challenge! This year's guidelines were few, but challenging: monochromatic color scheme with any "neutral" and an optional zinger color, and 30" or less in any direction. We had 21 members respond and what a wonderful assortment of interpretations. Thanks to Kat Stephens and Elaine Tucker you can enjoy them on our website on the "Show and Tell" page. Those who participated were also rewarded with a batik fat quarter and some Hershey's chocolate.




Phyllis Gallaway

## A word about room temperature...

It is difficult to maintain the temperature in a room as large as our meeting hall and keep everyone satisfied.


Here are a few tips to remember:

- \* Please dress in layers
- \* The room often tends to be warmer at the stage end
- \* The room is cooler at the sides by the entrance doors and across the wall away from the stage.



Finally, please do not go to the office! Sharon Fry and Jan Head are the designated contacts, so express your concerns to either of them.

# Quilting on the Web



## **“An Interview with Joe Cunningham”**

Vol.1 No.11

By Linda Morand

Joe Cunningham has a long history as a quilt maker, historian, musician and author. In March of this year he was Artist in Residence at the De Young Museum in San Francisco. One of his quilts is in their permanent collection. This fall American Quilting Society Publishers is releasing a new book by Joe Cunningham, *Men and the Art of Quilting*, which focuses on 30 men of the modern quilting world and also includes patterns and many photos. I interviewed Joe on the subject of this new book and his own quilts in September:



### **What perspective does a man bring to quilting that is different from a woman’s perspective?**

“Since there is a sort of taboo surrounding the action of a man taking up what would be considered a woman’s pursuit, a man has to leave the territory of “normal” men’s activities. Since he cannot actually be included in the women’s realm either, he finds himself in a sort of neither-nor place where he is oddly free. That is, it seems to me that most of the men I interviewed seemed to feel that they could make quilts however they wanted, since they were not bound by the tradition in the same way a woman would be.”

### **Does biology or culture make a difference?**

“I don’t think biology is much of a factor, unless there is a biological trait that makes some men vulnerable to the allure of quilts. Culture is the entire field against which men take up quilting. As I said above, a man has to create his own culture of quilts, more or less. Women are usually very supportive of men making quilts, in my experience, but the fact remains that one is not and never will be “just another quiltmaker” in the group. So a man is free to imagine quilts his own way. Let me put it like this: quilting in America was developed by women,

and has evolved to become a symbolic act that women choose to perform as either a part of the long tradition, or against the long tradition. Since it is a woman’s act, a man does not have that burden. A man has a much lighter cultural load when he makes a quilt.”

### **Why do you think men generally abandoned quilting as a form of craft until recently?**

“In 17th and 18th century Europe, when palampores and quilts were becoming fashionable, quilts were either imported from India or created by the professional tailors. Quilts were fancy bedcovers in the homes of people with means. In America quilting took hold in similar households, where women of leisure could afford the fabric and the domestic help to make these fancy bedcovers. But as quilting spread throughout the colonies and then the states, it was spread as a women’s activity with a new definition: American quilts were almost universally made as gifts. That way women had infinite reasons to make quilts, and they could do it for their entire lives. Since there was no commerce involved in the making of a quilt, and since it was something women tended to do together, it remained a realm almost invisible to men. It took the modern breaking down of traditional gender roles for men to take up quilting in any numbers at all. Then the long arm quilting machines appeared, which lured men to quilting by virtue of being large, complex pieces of machinery.”

### **In writing your book, did you start out to write a contemporary survey of men making quilts or do you intend to create a whole new movement of ‘quilting seamsters?’ Should women fear men’s inroads into traditionally their domain?**

“I wanted to write a historical description of the roles men have played in the history of quilts, but the publisher wanted instead a survey of men on the contemporary quilting scene. The book is therefore a series of interviews with thirty modern male



quilters. We have to keep in mind that the numbers of men in quilts, while growing, are miniscule. I have heard of hundreds of male quilters, in other words, about the number of female quilters in a single large

**Joe Cunningham on next page →**



## Thursday, October 28, 2010 – a FOURTH Thursday

9:15 a.m. until 3:00 p.m. (come for the entire day, or any part of the day)


Scottish Rite Center (our usual meeting place)

1. Bring FINISHED quilt projects to be photographed for our DVD “Fun-Raiser.” All quilts must have a sleeve so they can be hung from our quilt racks to be photographed. Wearables will be hung on a silhouette (or you may model them!). Bring photos of your favorite quilt projects that you no longer have in your possession to be scanned. Challenge quilts, Friendship Block quilts, Block-of-the-Month quilts, Sew-A-Rows, Group quilts, are included free of charge. Other quilts are \$1 each to be included.
2. Bring sewing projects to work on (the Holidays are coming!). Or if you are all caught up you may work on a Community Quilt and/or browse the library shelves. Phyllis Gallaway is organizing some TSW’s .
3. Bring a bag lunch.

*Halloween costumes optional*

Questions?

Contact Sharon Fry



"I'm ready for my  
close up  
Mr. DeMille"

---

### Joe Cunningham continued

guild. Millions of women make quilts. I don't think a few hundred men will have any significant effect on the quilt world."

**Your own quilts have evolved from traditional styles to what I would call an improvisational, lyrical abstraction approach to quilt making. How would you describe them?**

"I can't think of a better description than "...improvisational, lyrical..." What I am trying to do is to expand the range of expression in my quilts. Quilts are used to convey a very few messages: "I love you," or "I think of you." I would like to express a few more thoughts, and to have my quilts represent a wider range of emotions."

**Your other great interest is music. Do you see a connection with music to quiltmaking in your creative process (beyond your "Joe the Quilter" opus.)** "Other than the overall idea that a piece should have shape, that it should have a certain ele-

ment of drama so as to be interesting, I don't see any real similarity between them."

**What would you like the readers to know about you or the book that I haven't covered?** "I would like your readers to know that my quilts in the book represent only a small part of my quilt work. They can see more at [www.joethequilter.com](http://www.joethequilter.com)."

*Men and the Art of Quiltmaking* by Joe Cunningham, published by American Quilting Society, 2010 \$28.95, is scheduled to be released October 1<sup>st</sup>. Joe Cunningham also writes a quarterly column for *The Quilt Life*, the AQS magazine from Ricky Tims and Alex Anderson. Visit Joe's blog to read more of his thoughts on approaches to quiltmaking: <http://www.joethequilter.com/joethequilter/Blog/Blog.html>

## library news

The following is a list of the books that came into our possession this past month. For images of the covers and more detailed descriptions of the items, just click on LIBRARY on our website [www.santarosaquiltquild.org](http://www.santarosaquiltquild.org) Linda Hooper has written easy-to-understand directions about how to utilize the library site. To locate the instructions, click on the underlined "here" in the second paragraph at the top of the library page. Let me know if you would like guidance with the site and we'll sit down at the Library's laptop computer after a meeting.

### **NEW BOOKS:**

FUSIBLE MAGIC – Easy Mix and Match Shapes – Thousands of Design Possibilities – Quick, Fast, Fun by Nancy Johnson-Srebro (suggested by Phyllis Gallaway)

PENNY HAREN'S PIECED APPLIQUE – Intricate Blocks Made Easy – Innovative Techniques for Creating Perfect Blocks – No Y-Seams (Appliqué the pieces on top of a base block) by Penny Haren – The author has other books with more block patterns – if anyone is interested in my obtaining them for our library, let me know!

### **DONATED BOOKS:**

HOW DO I QUILT THAT DESIGN – VOLUME 1 by Jill D. "Quilter to the Queen" Schumacher (Donated and autographed by our August 19 speaker)

OUT OF THE DARKNESS by Pam Bono (Patterns for pieced flower blocks, donated by Sue Gragg)

GARDEN APPLIQUE by Terrece Beesley and Trice Boerens

COLONIAL APPLIQUE – Inspirations from Early America by Sheila Wintle

SIMPLE PLEASURES - LITTLE QUILTS FROM THE NETHERLANDS by Els Feteris-Stam

LOVE IS - Art to Heart by Nancy Halvorsen

BE ATTITUDES – Art to Heart by Nancy Halvorsen

QUILTING MADE EASY – The Classic American Quilt Collection by Rodale Publishing

FABRIC ARTISTRY by Singer (pin weaving, felting, texturizing, and more embellishing)

LESSONS IN MACHINE PIECING by Marsha McCloskey

QUICK-METHOD CLASSIC BLUE QUILTS by Leisure Arts Publications

QUILTER'S YEARBOOK by Amy Bradley (might be fun for a Friendship Block project!)


PAPER PIECE A MERRY CHRISTMAS by Jodie Davis

QUILTS FOR GIRLS AND BOYS by Barbara Roberts

STARS GALORE AND EVEN MORE – Speed-Cut Quilt Designs Using Hexagons and Octagons by Donna Poster

EARTH, WIND & FIRE by Linda Ballard (Star quilt pattern donated by Tina Crabtree)

I encourage everyone to check out lots and lots of items, and to return them at the next meeting so that we can keep them in circulation. Be sure to let me know if you see something we "need" for our Library. Our library continues to grow with the help of many, and I thank everyone who participates in the Silent Auction, the 50/50, and the many volunteers who devote hours and hours to help keep the library running. We can always use more helpers, so come visit!



## awards for 2010

Three of our hard-working members were duly recognized at our Founder's Day Luncheon on September 16th.

Anne Dondero and Pam Brown, who served as the membership committee in 2009, were presented Merit Awards for their efforts at updating the membership manual given to all new members of the guild. Anne and Pam worked many, many hours to make sure that the new information truly reflected the guild as it is today.



Pam Brown and Anne Dondero  
with Awards Committee Chair  
Sharon Fry.

Our Past President, Linda Hooper was awarded Honorary Life Membership this year. During her presidency, Linda formed a committee to prepare binders with job descriptions for all elected positions and appointed committee heads. Linda is always available to help out whenever she is needed, and was the chair of our amazing Tri-Guild Luncheon.



Linda Hooper and  
Sharon Fry.

Thank you Pam, Anne and Linda for your service to our guild, and thanks to Sharon Fry and her committee, who processed the applications.

## treasurer's report

Good news! We are still solvent! The latest "fun-raiser" was at Marie Callender's Restaurant on September 8th. We don't yet know how much we raised, but I saw many, many of our members and their friends and families there. Thank you to those who staffed our display, to those who loaned wall-hangings to display, and to all those who dined there.

The next "fun-raiser" will be the wonderful opportunity to have our work immortalized on the Guild DVD. The photographer will be here on October 28, so bring in all of your "show and tell" items. He does a really nice job, and sets the DVD to music. As a bonus, you may print any photo on the DVD, or forward a copy through email.

The Budget Committee will meet October 6, at 1:00 pm at the home of Jan Andrews, to set a budget for 2011. This is an open meeting, to which all members are welcome. The committee this year consists of Jan Andrews, Phyllis Gallaway, and Sandra Exelby, with Mary Ann Poni as back-up.

I know it is still early, but since we are entering the 4th quarter of the year, please dig around and collect all those receipts that have been hanging around, and think about submitting your reimbursement requests sooner rather than later. I would like to have all the reimbursement requests turned in by the end of November (unless, of course, your purchases occur in December.)

 Phyllis Gallaway

## DVD "fun raiser"

It takes a lot of time and energy to put on a quilt show ~ something that our guild has chosen not to do for many years. But that does not mean that we cannot enjoy seeing each other's projects! The solution is two-fold in that we are assembling photos of our projects on a DVD so that we can all enjoy seeing them whenever we wish in our own homes AND it is a "Fun-Raiser" that will help keep our dues down.

You may pre-purchase as many DVDs as you wish at a special price of \$7 each through 3:00 p.m., Thursday, October 28, 2010. After that time the price will be \$10 per DVD. As a bonus, if you purchase more than one DVD you may have padded mailing envelopes for FREE. These DVDs will be in our hands for our Holiday Meeting (December 2), so they will be available to send to your friends and family for an extra-special Holiday gift. A check made out to Santa Rosa Quilt Guild (or SRQG) may be handed or mailed to Joanie Bellinghausen or Sharon Fry.

I have a copy of Moonlight Quilt Guild's DVD that was made of their annual show, as well as other California guild's DVDs, so come back to the library corner and ask to have one put into our library laptop computer for you to look at.

Questions? Please contact Sharon Fry

## eScrip & oliver's market

The Guild has enrolled in the eScrip program to receive donations from merchants, calculated as a percentage of the amount of purchases made by our members. There is no additional cost to members, either to sign up or at the time of purchase. The Guild's group ID number is 500024538. There are three ways in which members can make purchases that will benefit the Guild: Oliver's eScrip card; register a credit, debit or store loyalty card online with eScrip, or shop online through an "online mall."

**Oliver's eScrip Card** - use this card when you make purchases at any Oliver's and they will donate 3% to the Guild. If you shop on any date that ends in "5" the donation is 5%. (This means shopping on the 5<sup>th</sup>, 15<sup>th</sup> and 25<sup>th</sup> of the month almost doubles the donation.)

There is no minimum purchase, and you may pay with cash, credit card or check. This applies also to purchases made on their Wednesday Senior Discount days!

It's easy to get an Oliver's card: Fill in a very short application form and you will be assigned an id number and provided with an Oliver's card that has that number barcoded on it. You may start using it immediately. Within a week, your phone number will be in the system, and if you forget your card, just recite your phone number. You may get the form from Customer Service or any checker at any Oliver's, or from Phyllis at a Guild meeting. Hand the form to any checker for immediate processing or Phyllis will take it to Oliver's and mail you the card.

**Credit, Debit and Loyalty Card Registry** - You may register any credit cards, debit cards, and store loyalty cards (like Safeway's) on the eScrip website, selecting Santa Rosa Quilt Guild as your group to support. Then, whenever you use these cards at a participating merchant, the Guild will be credited. Once you have registered, you may add cards at any time.

To register, go to [escrip.com](http://escrip.com) and click on "members and supporters" or "about the program" (in the upper left corner, below the word "escrip"). Then click on "sign up" (just below the word "escrip"). To find us, enter "Santa Rosa Quilt Guild" and click on the "Search" button. When our group comes up showing the group ID number, click on our name. Then

eScrip & Olivers continued next column →

## the quilt show

From Judy Mathiesen:

My interview will air on *The Quilt Show* online with Ricky Tims and Alex Anderson starting Monday, September 27, 2020. If you are a subscriber you can view it starting on that date.

They will open up the episode for friends to watch for **FREE**! The episode is scheduled for **October 4 -10** and they have provided a link where my friends can receive a discount on a TQS membership. This way, anyone joining during the week will have an opportunity to see the show and other fun things offered on the website.

The link for the free show is:

[https://www.thequiltshow.com/os/create\\_account\\_2.php/alias/707](https://www.thequiltshow.com/os/create_account_2.php/alias/707)

The coupon code for you to receive a 20% discount when joining is: **121986573628**

This link shows behind-the-scenes slide show taken during the actual taping of the episode:

<http://www.thequiltshow.com/slideshows/707/index.php>

The slide show will air on Monday, September 27, 2010.



### eScrip & Oliver's continued

click on "Next" and provide info as requested. (We can help you do this at a Guild meeting since our laptop has internet access.)

**Online Mall** - If you shop online (including places like Best Buy, eBay, Amazon.com and Home Depot and 7000 more!), the Guild will get credit for your purchases if you go through either the eScrip Online Mall link or the one we will eventually have on the SRQG website.

Once you have registered with eScrip and have your supporter ID number, you can go to eScrip.com and click on "Online Mall" in the upper left corner. Enter the info required and when you shop with a registered credit card the Guild will receive credit.



Phyllis Gallaway



# Santa Rosa Quilt Guild Affiliate Members

## Broadway Quilts

Gery Rosemergy, Owner  
20525 Broadway Sonoma, CA 95476  
707-938-7312  
[www.broadwayquilts.com](http://www.broadwayquilts.com)  
Mon-Sat 9:30-5:30, 11-3 Sunday

## Heartmade Quilts

Longarm Quilting  
Barbara Youngblood  
[barbquiltr@aol.com](mailto:barbquiltr@aol.com)  
[heartmadequilts@aol.com](mailto:heartmadequilts@aol.com)  
<http://www.heartmadequilts.com/>

## Parkside Sewing Center

Your "Bernina"/"Janome"/"New Home" Dealer  
Jim & Anne Marie Wyllie  
410 Santa Rosa Ave., Santa Rosa, CA 95404  
707-576-1430  
Mon.-Fri. 9:30-5:30, Sat. 9-12

## Picket Fence Quilts

6090 Redwood Blvd., Novato, CA 94945  
415-892-8380  
Mon.-Fri. 10-6, Sat. 10-5, Sun. 12-4  
<http://www.picketfencequilts.net/index.html>

## Quilted Vine

Lynda McLean  
1575 Farmers Lane, Santa Rosa, CA 95405  
707-546-0750  
Tues.-Sat. 10-5, Sun. 11-3, Closed Monday  
<http://www.quiltedvine.com/>

## The Material Girl

Nicole Cowlin  
6119 Old Redwood Highway, Suite B-1  
Santa Rosa, CA 95403  
707-836-0114  
Tues.-Sun. 10-6, Closed Monday  
<http://www.materialgirlfabric.com/contact.html>

## The Sewing & Vacuum Place

1250 Mendocino Ave., Santa Rosa, CA 95401  
707-575-5279  
Mon.-Sat. 10-6  
<http://www.mysewvacplace.com/>  
751 Sir Francis Drake Bl., San Anselmo, CA  
415-458-8852 or 415-533-9950  
Open by appointment

## TopStitchers

Custom Machine Quilting  
Kathy Martin  
20525 Broadway, Sonoma, CA 95476  
707-938-7312

## UFO Studio

Custom Machine Quilting  
Louisa Otis  
635 Searles Way, Petaluma, CA 94954  
707-773-0860

## Village Sewing Center

210 Coddington Mall, Santa Rosa, CA 95401  
707-544-7529  
Mon.-Sat. 10-6  
<http://www.villagesewing.com/>

## Your California Fabric Connection

Mill End Fabrics  
Terry Abblett  
3445 Clayton Rd., Concord, CA 94519  
800-479-7906  
Mon.-Sat. 10-6  
[californiafabric@sbcglobal.net](mailto:californiafabric@sbcglobal.net)

## Board Meeting

Thursday, October 28th  
During Sew and DVD Day  
Scottish Rite Family Room  
All members are welcome

## Meeting Minutes

The minutes of our meetings can be found archived on the blog on our website. Please review them and report any corrections to Jan Andrews or Pam Beebe.

## stitch'n times advertising rates

Business Card	2.25" x 3.5"	\$10.00
1/4 page vertical	3.5" x 4.875"	\$25.00
1/4 page horizontal	4.875" x 3.5"	\$25.00
1/2 page vertical	3.65" x 9.75"	\$50.00
1/2 page horizontal	7.5" x 4.75"	\$50.00
Full page	7.5" x 9.75"	\$100.00

Contact Newsletter Editor Jan Andrews



# 2010 executive board

## 2010 ELECTED BOARD

President Jan Andrews  
 Vice President Jan Head  
 Treasurer Phyllis Gallaway  
 Recording Secretary Pam Beebe  
 Program Chairs Rhonda Denny  
 Linda Thomas  
 Program Chairs Elect Janice Rodgers  
 Diana Roberts  
 Corresponding Secretary Lavella Cassinelli  
 Parliamentarian Janice Juul

Friendship Blocks  
 Historian\*  
 Hospitality  
 Library\*  
 Membership\*  
 MQSC Liaison \*  
 Newsletter Editor\*  
 Newsletter Circulation  
 Newsletter Proofreading  
 Nominating (Parliamentarian)\*  
 NCQC Liaison\*  
 Opportunity Quilt Tickets\*  
 Photographer  
 Sunshine  
 TSW (Tech. Sharing) \*  
 Website\*  
 Past President\*

Veline Ball  
 Sharon Fry  
 Georgiann Morrisey &  
 Carolle LeMonnier  
 Sharon Fry  
 Carmen Black, Pam McVey &  
 Blanche Mansoor  
 Phyllis Gallaway  
 Jan Andrews  
 Pat Marabella  
 Diana Roberts  
 Janice Juul  
 Janice Rodgers  
 Glenda Ross  
 Kat Stephens  
 Mirna Estes  
 Tera Antaree  
 Jan Head  
 Linda Hooper

## 2010 COMMITTEES

Bag Lady Juanita Campbell  
 Block of the Month\* Barbara Cortelyou, Joyce Wood  
 Linda Ziemer & Rhonda Denny  
 Boutique\* Betty Upchurch  
 Community Projects\* Lavella Cassinelli  
 Fair Liaison\* Pam McVey  
 Field Trips Melissa Trunick  
 Finance (Treasurer) Phyllis Gallaway

\* Standing Committee

# Remember!

- NAME TAG • SHOW AND TELL • COFFEE MUG •
- LIBRARY BOOKS • LUNCH • NO PETS • NO FRAGRANCES •
- REUSABLE PLATE & FORK • CELL PHONE ON SILENT •

# srqg 2010 calendar

## OCTOBER

- 5 General Meeting/Quiltathon!**  
 Officer Nominations
- 13-17 Pacific International Quilt Festival**
- 15 SRQG Bus Trip to PIQF**  
 Contact Melissa Trunick for details.
- 21 Program Meeting**  
 Sylvia Davis ~ "What to Do With Ethnic Fabrics"  
 TSW: Jan Robinson~"Easier Binding With Elmer's Glue"
- 22 Workshop**  
 Sylvia Davis ~ "African Triad Quilt"  
 Luther Burbank Art & Garden Center  
 2050 Yulupa, Santa Rosa
- 26 Pointless Sisters**  
 Luther Burbank Art & Garden Center  
 2050 Yulupa, Santa Rosa

## NOVEMBER

- 4 General Meeting**  
 Linda Hooper ~ Electric Quilt Demonstration  
 Holiday Craft Bazaar
- 18 Mini-Group Presentation**  
 TSW: To Be Announced  
 Election of 2011 Elected Board  
 W.I.P. Challenge due
- 23 Pointless Sisters**  
 Luther Burbank Art & Garden Center  
 2050 Yulupa, Santa Rosa

# Happy Thanksgiving!



# Quilt Shows and Places To Go

October 2-3

**9th Annual Falling Leaves Quilt Show**  
 Ladies of the Lake Quilt Guild  
 Saturday 10 - 5 , Sunday 10 - 4  
 Lake County Fairgrounds, Lakeport, CA  
<http://www.llqg.org/quiltshow.htm>

November 5-6

**Pioneer Quilt Show**  
 Pioneer Quilter's Guild  
 Saturday 10 - 5 , Sunday 10 - 4  
 Maidu Community Center ~ Roseville, CA  
<http://www.pioneerquiltersguild.org/show.htm>

October 14-17

**Pacific International Quilt Festival**  
 Santa Clara Convention Center  
<http://www.quiltfest.com/activities.asp?id=7>  
 SRQG Bus Trip  
 Thursday, October 15

November 6-7

**Reflections Quilt Show** At the Lodi Grape Festival  
 Tokay Stitch N' Quilt Guild  
 Saturday 10 - 5 , Sunday 10 - 4  
 433 Lockeford St. ~ Lodi, CA  
<http://www.tokaystitchnquilt.org/quiltshow.html>

The Pointless Sisters  
**"Along the Russian River"**  
 Special Exhibit

November 19-21

**Quilt Show Beautiful and Bold**  
 River City Quilters' Guild  
 Friday 10 -8, Saturday 10-6, Sunday 10-4  
 Scottish Rite Temple  
 6151 H. Street, Sacramento, CA  
<http://www.rivercityquilters.org/show/index.html>

October 23-24

**Delta Quilters Guild Quilt Show**  
 Contra Costa County Fairgrounds  
 Saturday 10-5, Sunday 10-4  
 Guest Artist Don Linn  
[http://www.deltaquilters.org/Quilt\\_Show.html](http://www.deltaquilters.org/Quilt_Show.html)

**Save the Date!**

October 22-23

**Quilt Faire**  
 Independence Hall Quilters  
 Saturday 9 - 5 , Sunday 10 - 4  
 Ironstone Vineyards ~ Murphys, CA  
<http://www.independencehallquilters.com/quilt-faire>

January 15-16, 2011

**Heart of the Valley Quilt & Textile Arts Show**  
 Country Crossroads Quilters  
 Saturday 10-5, Sunday 10-4  
 Modesto Centre Plaza ~ Modesto, CA  
 6151 H. Street, Sacramento, CA  
<http://www.countrycrossroadsquilters.com/11QuiltShow.html>

# Bay Area Quilt Guilds and Websites

**Carquinez Straight Stitchers (Benicia)**

<http://www.cssquilter.org/>

**Diablo Valley Quilters (Danville)**

<http://www.diablovalleyquilters.org/>

**East Bay Heritage Quilters (Albany)**

<http://ebhq.org/>

**Guild of Quilters of Contra Costa County**

<http://www.contracostaquiltguild.org/>

**Ladies of the Lake Quilt Guild (Kelseyville)**

<http://www.llqg.org/>

**Marin Needle Arts Guild (San Rafael)**

<http://www.mnag.org/>

**Mendocino Quilt Artists Guild (Ukiah)**

<http://www.mendocinoquiltartists.com/>

**Monterey Peninsula Quilters Guild**

<http://www.mpqg.org/>

**Moonlight Quilters of Sonoma County**

<http://www.mqsc.org/>

**Mt. Tam Quilt Guild (Marin County)**

<http://www.mtqg.org/>

**Napa Valley Quilters Guild**

<http://www.napavalleyquilters.org/>

**North Wind Quilters Guild (Fairfield)**

<http://www.northwindquiltersguild.com/>

**Pacific Piecemakers Quilt Guild (Gualala)**

<http://www.pacificpiecemakers.org/>

**Pajaro Valley Quilt Association (Aptos)**

<http://www.pvqa.org/site/index.php>

**Peninsula Quilters Guild (Redwood City)**

<http://www.peninsulaquilters.org/new/home.php>

**Petaluma Quilt Guild**

<http://www.petalumaquiltguild.org/>

**Piecemakers Quilt Guild of So. Alameda Co.  
(Fremont)**

<http://www.piecemakersguild.org/>

**River City Quilters Guild (Sacramento)**

<http://www.rivercityquilters.org/>

**San Francisco Quilters Guild**

<http://www.sfquiltersguild.org/>

**Santa Clara Valley Quilt Association  
(Campbell)**

<http://www.scvqa.org/>

**Vallejo Piecemakers (Vallejo)**

<http://www.vallejopiecemakersquiltingclub.org/>

