


Sewing Directions


Sew a background 2 1/2" strip to each fat quarter 2 1/2" strip.




Cut each strip set into 2 1/2" x 4 1/2". You should have 8 pieces.




Sew together units into 4 patch. 4 patch will be 4 1/2" x 4 1/2".



Draw a diagonal line from corner to corner on the back of 5 1/4" background squares. Pair up background square and fat quarter fabric. Sew 1/4" from the marked line on both sides.



Cut on the marked line and press to the background fabric.



Square up to 4 1/2" x 4 1/2"



Sew 2 half square triangles and 2
4 patches together. Mix up fabrics.
Block will measure 8 1/2" x 8 1/2"



Sew 4 blocks together.
If making baby quilt you will need
a total of 16 blocks.



My finished quilt with borders



