



Stitch 'n Times

April 2009 • Vol. 34 • No. 4

president's message



Springtime for quilters often means cleaning out sewing rooms, and getting quilts ready for show. Personally, I've had a hard time focusing on my sewing room lately with all of the spring weather we've been having. I love the bright flowers popping up out of the ground and everything smells so fresh. The birds have been singing and building nests while preparing for their new arrivals.

In keeping with the spring theme, the Santa Rosa Quilt Guild also has an exciting new addition, a library page for our website. Now you can search our library's database of 2000 plus books from the comfort of your home. Books can be searched by title, author, or classification. You'll find the link to our new library page on the left hand side of our website so be sure to stop by and check it out.

Hope you're all well and enjoying our seasonal changes. Thank you to all the volun-

Linda Hooper

programs & workshops

PROGRAM MAY 21, 2009 ~ SALLY COLLINS

“ BORDERS, BINDINGS AND EDGES”

WORKSHOP MAY 22, 2009 ~ “PIECED BASKETS



Do you want to bring your next quilt to a beautiful conclusion? This presentation uses both slides and quilts to explain and illustrate numerous border, binding and edge styles and support topics such as color, fabric, proportion and scale. Come and be inspired, motivated and educated.

Check out Sally's website at www.SallyCollins.org

Sally's workshop, "Pieced Baskets" is full, but we are accepting names for a waiting list.




Janice Rodgers and Genie Becker

coming in june

A Sewing Journey takes you through Lily Marie Amaru's personal sewing journey as well as encouraging you to re-travel your own. Look forward to having a truly out-of-the-trunk experience!

Scrappy Waves--Making a Beach Cabin class introduces the traditional log cabin block made with the Wave Edge™ Ruler. You will create a beautiful and unique beach cabin block which can be made into a wallhanging, pillow, quilt or even an awesome vest. We will cover putting together blocks, borders and bindings and making a spiral piece for borders. The SimpleCircle™ Ruler will be shown. This workshop is fun, entertaining and chock full of tips, techniques and oh sew much more.




 Janice Rodgers and Genie Becker

workshop information

The workshops for the 2009 year have been well received. The last workshop allowed all of the participants to try something new, step out of the box and out of our comfort zones! We still have a couple of openings available for our workshop in April with Judy Sisneros entitled, "Curves Around the Rectangle". Her goal is to have all her students leave with a finished top and not a UFO! **This workshop will be held at the Presbyterian Church on Pacific Avenue.**

May's workshop with guest Sally Collins is currently full. However, don't miss her lecture!

Remember you may sign up now for any workshop offered in the 2009 year, **and** you must pay when you sign up!

 Janice Rodgers and Genie Becker

 **Meeting Minutes**

The minutes of our meetings can be found at the Library table or on our website. Please review them and report any corrections to Linda Hooper, Cathy Rapp or Marian Fryer.

friendship blocks

The response to the Friendship Basket drawing for the first quarter of 2009 was a sweet success. I counted twelve participants and several of those ladies did multiple blocks!! Congratulations to Betty Upchurch for winning the drawing for the basket and charm squares. If any of our twelve participants were not at the last meeting, please stop by my table for your consolation prize! The next drawing will be at our business meeting in July so enter early and enter often!! (Remember--you will be entered for **each** block you finish by the July 2nd).

To all who worked on Friendship blocks last year and the beginning of this year a heartfelt "thank you" is in order. Because of your "friendly" service, we were able to finish several blocks. The following blocks are now closed: Valeska Lattin's "Bunny Rabbits", Marilyn Altenbach's "Cup of Christmas Cheer" and "California Rice Bowl", Virginia Hudak's "Amish Butterfly", and Lavella Cassinelli's "Country Boy".

The following Blocks are still open and in progress:

- Marian Fryer--"Birdhouse" block--6 more blocks available for signup and 3 to be turned in.
- Kathy Hannan--"Oh My Stars" --1 more block available for signup and 4 to be turned in.
- Joyce Wood--"Fall Garden"--4 more available for signup and 2 to be turned in.
- Denise Raney--"Sonoma County"--4 more blocks available for signup and 5 to be turned in.

Even though all the kits for Pam Bebes' -- "Tanzanian Star" have been handed out, 2 still need to be turned in. (I will be sending out "friendly reminder" e-mails just in case you have forgotten who you've signed up for.)

If anyone feels ready to start their own set of blocks, please stop by my table and pick up a participation sheet. I'm very excited to see all the lovely blocks for this year.

"Friends don't let friends quilt alone!"

 Veline Ball

Board Meeting

Thursday, April 28th at 10:00 am
Family Room, Scottish Rite Temple
All Members Welcome

technique sharing workshops

Thank you to Melissa for a great Mystery Quilt workshop. Good turnout and great tips and tricks to make a very attractive wallhanging!

On April 16, Pat Marabella will demonstrate how to make fabric baskets from fabric strips and laundry cord. You will be so excited at how easy it is that you will probably head right out and buy some cord to make your own.

Diana Roberts will be sharing her "Walking Foot Quilting" technique at the 5th Thursday Retreat on April 30. The supply list is minimal: sewing machine with walking foot and manual, and neutral thread.

In May Linda Sims will be showing us about "Using Colors in Quilts", followed in June by Barbara Youngblood with "Needleturn Applique" and Sharon Fry with "Binding Tips".

For a full list, check our website's TSW page: www.santarosaquiltguild.org

For those who are not familiar with this program, TSW's are free workshops/demos which occur after meetings and at 5th Thursday retreat, taught by our members. There is a display and a binder at the back of the room at each meeting, where you may sign up and obtain supply lists (as they become available). Although it is not necessary to sign up (unless class size is limited), it helps us know how many handouts to prepare.



Phyllis Gallaway

pointless sisters

The Pointless Sisters Spring Quilt Show will be at the Rincon Valley Regional Library from March 30th until April 27th. A group quilt "Along the Russian River" made by 20 quilters and 17 other beautiful and fun quilts will be displayed. Our quilts incorporate a wide variety of designs and techniques, including hand painted and hand dyed fabrics. A brochure about the show is available at the library information desk. This is the third year we are partnering with the Rincon Valley library to bring this show to our community. The library is located at 6959 Montecito Blvd, Santa Rosa and the hours are: Monday and Tuesday 10 a.m. to 9 p.m., Wednesday – Saturday 10 a.m. to 6 p.m. and closed on Sundays



Linda Sims

community quilts

April 2nd was a wonderful day. Meg Easter-Dawson came to our meeting and told everyone about the Valley of the Moon Children's Center. Many members asked questions about the center and we learned more about the wonderful facility on Highway 12 that now has three sections. I was lucky enough to attend the first phase and this year phase 2 and 3. Then Linda Morand and Cora Stewart presented Meg with three special quilts from the Martha Mattes memorial quilts. After that I presented 100 quilts to all the children at the Center. Many members held the quilts up and walked around the room so everyone could see some of the donations. When a child arrives at the facility he or she picks out a quilt of his/her very own and it stays with them at the Center, and they can take the quilt when they leave. Valley of the Moon Children's Center does great work for the children of Sonoma County.

I want to thank everyone for the wonderful work they are doing on our Community Project. The Quilt-a-thons are a great success and the next one will be May 7th. The 5th Thursday retreat has also become a great success and April 30 Diana Roberts will again demonstrate using the walking foot to quilt. This is held at 2050 Yulupa Avenue at the Burbank Art and Garden Center. I hope to see many of you there to practice on the Community Quilts. I will have quilts ready to work on and you can practice on them on Thursday or at home. I will open the building at 8:30 and we finish at 3:00. You can stay an hour or all day--just bring you lunch and have fun with us. As of April 2nd we have delivered 531 quilts and 229 premie hats. This is a wonderful start to 2009 year. Thank you all.



Lavella Cassinelli

Sewing Machine For Sale!

Viking Husqvarna Sapphire 870
Used only a few hours asking \$1588

Features:

- Sensor system
- Sewing advisor
- 137 stitches
- 4 alphabets
- Large sewing surface
- Thread cutter
- 9 presser feet
- Walking foot
- Free motion foot
- Many other features

Call Sharon Oman at (707) 799-5100

library news

2,169 – that is the number of books we now have in our guild library! No, the rolling cart is not the only place we store the books. There are four large cabinets in the storage rooms filled with books filed in Categories (such as History, Foundation Piecing, and Scraps). The library crew will be happy to give you a tour before or after a meeting – but never DURING a meeting as we would hate to miss a word.


TOPPERS 2 by Linda Milligan and Nancy Smith – Linda Ziemer suggested this book, and I can see why! “Toppers” are perfect as they are smaller and faster to make than bed-size quilts. They can be placed on top of a plain quilt on a bed to give extra color and pizzazz. The designs can also be used on the backs of couches or even as table covers. Patterns for coordinating pillowcases are even included. This is a super way to decorate a room for a special holiday such as birthdays, Christmas, and Valentine’s Day. And I ADORE the Dancing Bears!

SUGAR SACK QUILTS – 12 QUILTS USING VINTAGE OR REPRODUCTION FABRICS by Glenna Hailey – Yes, the title reads SUGAR and not FLOUR as I am familiar with. Sugar just somehow sounds “sweeter.” Melissa Trunick found this book for us. It combines a history of those feedsacks that were popular from 1930-1960. Use the antique fabrics or new fabrics. If you have been collecting rick-rack, be sure to see how it can be added to your projects. The shape of the sailboats, and the colors used in this particular quilt are very appealing to me. I am sure you will find your own favorite design.

OCEAN WAVES by Terri Thayer – A Novel – This is the third in her series (read her WILD GOOD CHASE, then OLD MAID’S PUZZLE before you check out this book). This particular book supposedly takes place at Asilomar. I am not sure if this is going to be great advertising for Asilomar because of the murders and the mountain lions! I’ll definitely want to hear back from those of you who have been to Asilomar. This is a no-brainer novel that reads really quickly. The main character, Dewey, the young owner of a quilt shop makes some decisions that I don’t really approve of, but if she didn’t she would not get herself into some of the predicaments, and there wouldn’t be a book to read.

BURGOYNE SURROUNDED – NEW QUILTS FROM AN OLD FAVORITE – This is the 15th in the contests sponsored by American Quilter’s Society. Each contest (such as Dresden Plate, Tumbling Block, Mariner’s Compass) results in a book of the winners; and yes, we DO have the complete collection in our library. It is thrilling to announce that the first place winner of this year’s contest was won by our own guild member, Cathryn Zeleny! The quilt is just magnificent. Be sure to read the story about Cathy and her inspiration. Congratulations, Cathy!!!

JACK AND JILL QUILTS – FOR BOYS AND GIRLS by Rhetta Warehime – Membership Co-Chair Pam Brown



requested this book. I wonder which quilt captured her attention . . . I was definitely drawn to the kites and the airplanes. Even if you do not have kids to sew for, still check this out as many of the designs can definitely be used for all ages.

STRIP-PIECED QUILTS – EASY DESIGNS FROM JUST SIX FABRICS by Maaik Bakker – Also requested by Pam Brown (I appreciate the members’ recommendations, and I really love being to “pay back” the people who put in so many hours to help our guild run more smoothly by making sure we have everything in our library that will make them happy). Choose six fabrics, cut them into strips, cut them again and arrange them to make everything from a very simple Rail Fence pattern to a very complicated 60-degree triangle with three-dimensional qualities.

MOTHER EARTH’S QUILT SAMPLER – APPLIQUE PATTERNS INSPIRED BY “MOTHER EARTH AND HER CHILDREN” by Sieglinde Schoen Smith – If you were fortunate enough to see the MOTHER EARTH quilt, which won first place at the Houston International quilt show, or have read the book in our library, or saw the article in Quilters Newsletter magazine, then you will be really excited to check out this book. The book comes with a box of full-size patterns to make the four quilts representing the seasons. One of Sieglinde’s secrets is that she loves using batiks for their color variation, density of weave for needle-turn applique, and thinness for quilting through. The book is filled not only with pictures of the most charming little children, flowers, birds, and bees, but also the joyful snippets of her young life in Germany during wartime. These patterns look like they would take a lifetime to complete, but she reassures us that all is possible as it took her just one year and one day to complete her award-winning Mother Earth quilt. Thanks, Gerry McDonald and Sue Gragg for requesting this book – your names are first on the Reserve List.

QUICK STAR QUILTS & BEYOND – 20 DAZZLING PROJECTS – CLASSROOM TESTED TECHNIQUES – GALAZY OF INSPIRATION by Jan Krentz – Use larger pieces to make larger blocks – much quicker!

QUILTS WITH ATTITUDE by Deb Karasik “Quilt Maven” – CD-ROM included containing patterns for foundation piecing. Very complicated-looking quilts made easily. The author’s writing is fun. She lives in San Francisco. Does anyone know her? Has anyone heard her speak? Would she be a good candidate as a speaker and/or workshop teacher for our guild? If anyone has any input, let me know.

ROYAL STARS OF THE STATES – 50 MAJESTIC QUILTS WITH COMPLETE INSTRUCTIONS – an oldie but goodie – donation

ORIGINAL QUILTING DESIGNS – FULL-SIZE PATTERNS CAN ALSO BE USED FOR APPLIQUE, TRAPUNTO, OR STENCILING by Loraine Neff – an oldie but goodie – a donation from Nancy Parmelee

FORGET ME NOT – A GALLERY OF FRIENDSHIP AND ALBUM QUILTS by Jane Bentley Kolter – an oldie but goodie history book – donation

HALF SQUARE TRIANGLES – EXPLORING DESIGN by Barbara Johannah – an oldie but very good reference book showing numerous ways to use quickly made half square triangles – autographed – donation

CREATAIVE EMBELLISHMENTS edited by Dara Duffy Williamson with contributions by such favorites as Karen Kay Buckley, Diane Herbort, and Carol Taylor – Scads of close-up photos, and tons of super tips and ideas – another oldie but goodie – donation

COLOR MATESTRY: 10 PRINCIPLES FOR CREATING STUNNING QUILTS by Maria Peagler – brand new book donated by Diane Hock – autographed – You may read an in-depth review of this book written by Diane on her February 11 blog: www.goingtopieces.blogspot.com

QUILTED GARDEN DELIGHTS – MAKE YOUR QUILTS BLOOM – 8 QUICK PROJECTS by Holly Knott and Diane Knott – another brand new book donated by Diane Hock – lovely “art” quilts inspired by the watercolorist mother; quilts by the daughter.

CONWAY ALBUM (I'M NOT FROM BALTIMORE) QUILT by Irma Gail Hatcher – three-dimensional flowers and hand applique techniques – a treasure of a book from the collection of Nancy Parmelee

THREE-DIMENSIONAL APPLIQUE & EMBROIDERY EMBELLISHMENT – TECHNIQUES FOR TODAY'S ALBUM QUILT by Anita Shackelford – fun to compare with the above-mentioned book! - a new book donated by Ann Wilson

HAND APPLIQUE featuring Andrea (Andi) Perejda (our March 19th Guild speaker) – A CD to be watched on the computer – Anyone who watches this CD will absolutely be able to hand needle-turn applique beautifully!!!! Andi is a very thorough, patient teacher. She explains and demonstrates in a very calm manner. The filming of the CD is excellent in that every detail is seen clearly. A donation from Andi. I am putting an * next to this one on my list.

THE QUILT SHOW WITH ALEX ANDERSON AND RICKY TIMS – Series One and Two from their computer show – Marilyn Altenbach assisted me in purchasing these at a discount through her club membership. As each series come with four discs I have separated them into individual holders provided by Tera Antaree. I figured no one would be able to really watch all four discs in a series in the period from one meeting to the next, and this will keep them circulating more quickly. I have found at least one very good tip in each segment. And if you enjoy Ricky's music on the show, be sure to check out the next two music CDs:

HEART AND SOUL – piano music played by Ricky Tims – CD

SACRED AGE – piano music played by Ricky Tims – CD – donation

And on the subject of CDs – our Guild's photographer, Kat Stephens, is supplying me with copies of the photographs she captures at our meetings on CDs. Our Guild's website can hold only so many of the photographs, then at some point the oldest are deleted. As Guild Historian, as well as Librarian, I will keep the CDs for future reference. And did you know (or remember) that we have lots of photo albums filled with pictures documenting our guild members' creations, as well as functions? These are filed along with our library books.

As always – mucho thanks to all who help with the library. We welcome volunteers to assist. This is a nice way to meet more people while pawing through some pretty spectacular books!



Sharon 'The Librarian' Fry

boutique

The Boutique and Raffle are doing exceptionally well so far this year. Thanks to all of you who have stayed after the meetings to work on different projects. After taking a break to enjoy Melissa's Mystery Quilt we will resume our Quilting Bee after the next meeting. The quilt show is coming up rapidly and we are sort of expected to have lots of new items.....so, I would like to know how many of you would like to have a work day at my house and hopefully I (or we) can come up with a few new ideas and get them finished. Many of you will remember work days in my garage some years ago. We got lots done and had lots of fun too. I still remember someone (I think Holly Palma when she was new to the guild) saying that this is what she thought a quilt guild was all about. Dwight even served us lunch and cleaned up afterwards. (No guarantee on that again!) I'd like to see about doing it again if there is enough interest--let me know what days are good for you. You can find my e-mail address and phone number in the roster. Thanks again for everyone's help.



Betty Upchurch

Have you been to a quilt show lately?

We would love to have you share a report in our newsletter so those who couldn't attend can hear about the fun! Contact Newsletter Editor Jan Andrews: msjanquilts@comcast.net

moonlight quilters of sonoma county

May 20 Program:

Joy-Lily~ "Dyeing to Tell You."

May 23 Workshop:

Joy-Lily~"Northern Lights and Quilting With Delight." (Gradient Paint Dyeing and Discharge/Resist Techniques.)

June 17 Program:

Linda Wagner~"Games Quilters Play"

June 20 Workshop:

Linda Wagner ~"T-n-T" (Tips and Tricks for Accurate Piecing.)

Everyone is invited to attend the Programs at 7 pm, Veterans Building, Santa Rosa. Workshops are open to everyone.

For more information of Moonlight Quilters of Sonoma County, visit their website www.mqsc.org or contact Phyllis Gallaway.



Wine Country Quilt Show

Thank you for all your entries into the Wine Country Quilt Show. I hope you have marked the first weekend in June on your calendar and will come see the Show - or, even better, come volunteer at the show. The Volunteer forms are due May 6 and are available at the meetings and online on our website on the "Download Forms" page:

www.santarosaquiltguild.org Volunteers have loads of fun, get into the Show free both days, and we feed you lunch!

This year there will be three rooms of quilts, more vendors than ever, and Dale Fleming will be our featured quilter (www.dalefleming.com) Please encourage your friends to come and enjoy our wonderful quilts and fabulous door prizes.

stitch'n times advertising rates

Business Card	2.25" x 3.5"	\$10.00
1/4 page vertical	3.5" x 4.875"	\$25.00
1/4 page horizontal	4.875" x 3.5"	\$25.00
1/2 page vertical	3.65" x 9.75"	\$50.00
1/2 page horizontal	7.5" x 4.75"	\$50.00
Full page	7.5" x 9.75"	\$100.00

June newsletter deadline
May 5th

Santa Rosa Quilt Guild Affiliate Members

Aiko's Asian Fabrics

Online sales 24/7

www.aikosasianfabric.com

Parkside Bernina Janome/New Home Center

410 Santa Rosa Avenue
Santa Rosa, CA 95404
(707) 578-1430

Sunflower Fine Fabrics

751 Sir Francis Drake Blvd.
San Anselmo, CA 94960
(415) 458-8852
www.sunflowerfinefabrics.com

The Quilted Cottage

567 First Street East
Sonoma, CA 95476
(707) 938-3650
www.quilted-cottage.com/

The Quilted Vine

170 Farmers Lane # 7
Santa Rosa, CA 95404
(707) 546-0750
www.quiltedvine.com

Quilts and Other Comforts

Online Store
Guild ID Number is CA 289
Use this code for a discount
www.quiltsonline.com/quilts/

Village Sewing Center of Sonoma County

210 Coddington Mall
Santa Rosa, CA 95401
544-7529
www.villagesewing.com

2009 executive board

2009 ELECTED BOARD

President	Linda Hooper
Vice President	Jan Andrews
Treasurer	Jan Head & Kat Stephens
Recording Secretary	Cathy Rapp & Marian Fryer
Program Chairs	Genie Becker
	Janice Rodgers
Program Chairs Elect	Phyllis Galloway
	Rhonda Denny
	Linda Thomas
Corresponding Secretary	Carmen Black
Parliamentarian	Janice Juul

2009 COMMITTEES

Bag Lady	Juanita Campbell
Basting	Vacant
Block of the Month*	Barbara Cortelyou
	Linda Ziemer & Rhonda Denny
Boutique*	Betty Upchurch
Community Projects*	Lavella Cassinelli
Fair Liaison*	Pam McVey
Field Trips	Melissa Trunick
Finance (Treasurer)	Jan Head

Friendship Blocks
Historian*
Hospitality

Library*
Membership*

MQSC Liaison *
Newsletter Editor*
Newsletter Circulation
Newsletter Proofreading
Nominating (Parliamentarian)*
NCQC Liaison*
Opportunity Quilt Tickets*
Photographer
Publicity*
Sunshine
TSW (Tech. Sharing) *

Website*
Past President*

Veline Ball
Sharon Fry
Carmen Black
Blanche Mansoor
Sharon Fry
Anne Dondero
Pam Brown
Phyllis Galloway
Jan Andrews
Pat Marabella
Diana Roberts
Janice Juul
Genie Becker & Janice Rodgers
Glenda Ross
Kat Stephens
Vacant
Jenine Giblin
Phyllis Galloway
Vacant
Linda Hooper & Phyllis Galloway
Pam McVey

* Standing Committee

Remember!

- NAME TAG • SHOW AND TELL • COFFEE MUG •
- LIBRARY BOOKS • LUNCH • NO PETS • NO FRAGRANCES •
- REUSABLE PLATE & FORK • CELL PHONE ON SILENT •

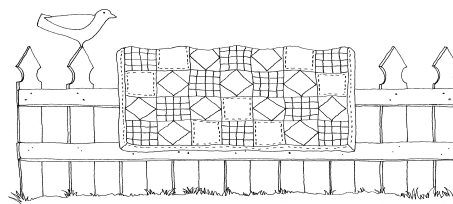
srqg 2009 calendar

APRIL

- 16 Program Meeting**
Judy Sisneros ~ "Imagination and Inspiration"
TSW: Pat Marabella ~ "Covered Clothesline Fabric Baskets"
Opportunity Quilt Raffle
Unveiling of new Opportunity Quilt~ Family Ties
- 17 Workshop**
Judy Sisneros ~ "Curves Around the Rectangle"
First Presbyterian Church
1550 Pacific Ave., Santa Rosa
- 28 Pointless Sisters**
Luther Burbank Art & Garden Center
2050 Yulupa, Santa Rosa
- 30 Fifth Thursday Retreat**
Luther Burbank Art & Garden Center
2050 Yulupa, Santa Rosa

MAY

- 7 Business Meeting**
Quilt-a-thon
- 21 Program Meeting**
Sally Collins ~ "Borders, Binding and Edges"
UFO Challenge Due
TSW: Linda Sims ~ "Using Color in Quilts"
- 22 Workshop**
Sally Collins ~ "Pieced Baskets"
Luther Burbank Art & Garden Center
2050 Yulupa, Santa Rosa
- 26 Pointless Sisters**





Quilt Shows and Places To Go

April 18-19, 2009

Purple Mountain Majesties

Cabin Fever Quilters 17th Annual Show
Memorial Hall, Portola, CA
Saturday 10-5 and Sunday 10-4

April 25-26, 2009

Seven Sisters Quilt Show

Associated Quilt Guilds of the Central Coast
Alex Madonna Expo Center, Madonna Inn
San Luis Obispo, CA
Saturday 10-5 and Sunday 10-4
<http://www.aggcc.org/index.html>

April 25-26, 2009

Quilted Treasures XIII

Amador Valley Quilters
Alameda County Fairgrounds
Pleasanton, CA
Saturday 10-5 and Sunday 10-4
<http://www.amadorvalleyquilters.org>

May 2-3, 2009

Springtime in the Pines Silver Jubilee Quilt Show

Pine Tree Quilt Guild of Nevada County
Nevada County Fairgrounds, Grass Valley, CA
Saturday 10-5 and Sunday 10-4
<http://www.pinetreequiltguild.com/>

May 16-17, 2009

17th Bi-Annual Quilt Show

Sierra Mountain Quilters Association
Yosemite High School, Oakhurst, CA
Saturday 10-5 and Sunday 10-4
http://www.smqa.org/site/default.asp?sec_id=180000990&nc=1239840242796

May 16-17, 2009

Trail of Quilts

Sun Country Quilters
Tehama County Fairgrounds, Red Bluff, CA
Saturday 10-5 and Sunday 10-4
http://www.suncountryquilters.com/index_files/quilts_how.htm

May 16-17, 2009

Soroptimist International Quilt Show

Ocean Wave Quilters
Town Hall & Rec. Center, Ft. Bragg, CA
Saturday 10-5 and Sunday 10-5
<http://www.soroptimistfortbraggca.org/quilt.html>

June 6-7, 2009

Wine Country Quilts

Moonlight Quilters of Sonoma County
Santa Rosa Veterans Memorial Building
Local Vendors and Artisans
Saturday 10-5 and Sunday 10-4
<http://www.mqsc.org/quiltshowv.html>

June 13, 2009

Quilt Stroll Groveland

Pine Needlers' Quilt Guild
Highway 120, Groveland, CA
Saturday 9-4
<http://www.pineneedlers.com/Annoucements.html>

June 27, 2009

Outdoor Quilt & Textile Art Festival

Quilts will be hung outdoors and in most businesses in historic downtown Winters, CA
Local Vendors and Artisans
Saturday 10-6