



Stitch 'n Times

Santa Rosa Quilt Guild
P.O. Box 9251, Santa Rosa, CA 95405
June 2015 • Vol. 39 • No. 5

President's Message

It is now the middle of my term as President so I want to take this opportunity to thank all of the many Guild members for their contributions. As a challenge to yourself, turn to the back of this newsletter and see how many people you can identify, if not by name, at least by their face. These members are the backbone of the guild. But, there are many more members whose names you may not see listed who are part of committees. There are members who work on our Holiday Party, the Mystery Quilt, the By-laws, the Policies, Procedures, and References Manual, and next year's Tri-Guild Luncheon, whose planning has already started.



Let me be honest with you.....Bylaws and Policies and Procedures are not my strong suit, but they are the outline of how our Guild functions and the rules for carrying out those functions. You know how hard it is to make a grocery list and come home with everything on that list only to remember something you forgot to write down. Well you can imagine how hard it is to write Policies and Procedures that try to cover every eventuality that the Guild might encounter. It means revision after revision ... and then another revision. Your four Guild members who volunteered to do this are Jan Andrews, Sharon Fry, Phyllis Gallaway, and Jim Jensen. I extend a very sincere "thank you" for not only all that they already do for our Guild, but for this additional time commitment for which they volunteered.

There are many members who are not comfortable being in the spotlight but show their support for the Guild by contributing community quilts. Our community quilt contributions are what endear us to the community, which in turn helps us generate funds to keep this program going. Additionally, there are those of you who contribute food to our luncheons, or donate fabrics and books to help fund our library. And there may be those of you who like to simply attend our meetings for the comradery, and by being at the meetings you help contribute to the vitality of our Guild.

So, I'd like to extend a huge "thank you" to all of you who help make my job easier and make our guild so special.

Vicki David

Upcoming Programs and Workshops

JUNE

SYLVIA PIPPEN

PROGRAM JUNE 18

"TRUNK SHOW"

WORKSHOP MAY 22

"HAND APPLIQUE & SASHIKO"

<http://sylvia-pippen.com/>

JULY

CATHERINE REDFORD

PROGRAM JULY 16

"TRUNK SHOW--INSPIRATIONAL PHILOSOPHY"

WORKSHOP JULY 17

"WALKING FOOT QUILTING"

www.Catherineredford.com


Membership News

The Membership committee, like other committees is always interested in ways to improve our processes and make things work more smoothly.

We love seeing everyone sign in, it gives us a chance to see all the friendly faces that are attending the meeting. At the sign in table, it also gives us a chance to remind folks to wear their name badges. This isn't just for the 'name tag drawing' it's so everyone around you will know who you are. With an average of 100 people at each meeting, it's very helpful.

This is where improving the process comes in..... we are going through approximately 20 temporary name badge labels each meeting, labels that are designed for Guests. Starting the first meeting in July, "Hello My Name Is" name badge labels will be available for purchase through the Boutique for \$.25 each. If you do not want to purchase a label, you may feel free to be creative. But please wear a name tag.

We completely understand that occasional forgetfulness happens, but we have been noticing a trend that we would like to reverse. During the June meetings, we will remind you of the upcoming change. We would really love to go through fewer temporary labels, and see more of those fabulous individual name badges.


 Team J-Rho, The Membership Mavens
Jan Westerman, Jan Andrews
& Rhonda Denny

Boutique and Raffle

We had really good help with the Boutique and Raffle at the last meeting, and I'd like to thank the ladies I coerced into helping. We definitely missed Joni and Chris. We got through the day just fine, but sales were down somewhat. Hopefully we return to our normal crew soon.

Thank you to all the ladies who have sewn thread catchers the past few months. We have sixty new ones completed in time for the Moonlighter's Quilt Show. This is our biggest seller every year.

We wish all of you a wonderful summer.

 Betty Upchurch, Joni Passanisi-Poole
Carol Jarvis & Chris Nolen

Sonoma County Fair

The Sonoma County Fair runs from July 24 to August 9, and is closed on Mondays. The theme this year is "Down on the Farm". You can pick up an Exhibitor's Guidebook at our guild meetings, at any Sonoma County Library or at the Fair office at the fairgrounds. Entries close June 13, with online entries closing June 29. You'll find an entry form in the guidebook. There is a \$2.00 entry fee per quilt. You will receive one free admission pass when you deliver your quilts on July 5, 10:00 a.m. to 4:00 p.m. Santa Rosa Quilt Guild awards the Best Hand Quilted quilt with a Rosette and \$25.00. We also give a \$10.00 Special Award and Rosette to a quilt in the Youth Home Arts Division. If you know a young quilter, you should encourage him or her to enter. There is a Quilt Square Challenge, finished size 12.5" X 12.5" with the theme of "Down on the Farm".

Each day, during the fair, there are demonstrations of weaving, needlework, and quilting. Quilters will have two – three hour shifts per day with two people working each shift. We will be demonstrating either machine or hand quilting or piecing. Machines will be provided or you can bring your own. Baby quilt kits will be provided if you want to work on our community quilt projects. This is a fun way to meet new people and share our love of quilting with the public. The hall is beautifully filled with all manner of crafts with our quilts hanging from the rafters and walls. You will receive a free pass to the fair for each shift you work. I will have the sign-up sheets with me at all the meetings between now and the end of the fair. Sign up often and enter lots of quilts. Maybe you'll earn money to buy more fabric!!

 Pam McVey

**Welcome Our
New Member!**

Jeanne Nelson

**Please look for this new member and
make them feel welcome!**

Be A Mentor!


Community Quilts

We are having a great year! Our Quiltathons and 5th Thursday Retreats have been well-attended by members who have a good time visiting and getting to know each other better as they work together on donation quilts. At guild meetings we have received beautiful quilts that are ready to label and deliver. Many members have worked at home and used their personal fabric stashes to create these. Whether you participate in our work days or sew with your mini-group or by yourself, our recipients appreciate you.



Laura, Nancy, Janet, and Susan have infused our committee with new energy and ideas. This project is so much better because of their contributions!

Many thanks to each of you,

 Pam Beebe & Anne Dondero

COMMUNITY QUILT SIZES

If you are making donation quilts on your own, these are the approximate sizes most needed:

32" x 40" Baby Quilts	For Sutter & Memorial NICUs, Public Health nursing, & teen moms. We provide kits for making the tops, or you may use your own fabrics.
40" x 60"	For Valley of the Moon and other organizations serving children in need. Please use bright colors for young children or fabrics that will appeal to teenagers.
50" x 65"	For 18 year olds aging out of the Foster Care system.
40" x 60"	Lap quilts for adults. Given to Secret Santa, deserving seniors in local convalescent hospitals, & others.
Doll Quilts	For little girls & boys. We collect them throughout the year and donate during the holidays.


Thank you to all who are involved with this important outreach project!

Block of the Month

June's Block of the Month is called "Almost Amish" ... think of it as Amish with a twist. The block finishes at 11". The twist will be setting the blocks on point; it will take 18 blocks to make a quilt. Directions for this quick and fun block will be posted on the website during the first week of June.

 Sue Gragg

Block of the Month



June
Almost Amish



THE LONGARM LADY

Custom Quilting Quickly
Full Service Quilting Studio
Hundreds of Designs - Done in a Day!

gari.j@juno.com • (707) 217-0087



Gari Jones

Quilty Pleasures Studio
112 School House Lane
Geyserville



Follow The Longarm Lady on Facebook



A proud sponsor of Sonoma County Vetconnect

Library News

The following is a list of the books that came into our possession since our last newsletter. For images of the covers and more detailed descriptions of the items, just click on LIBRARY on our website www.santarosaquiltguild.org. Linda Hooper has written easy-to-understand directions about how to utilize the library site. To locate her instructions, click on the underlined "here" in the second paragraph at the top of the library page. Let me know if you would like guidance with the site and we'll sit down at the Library's laptop computer after a meeting. *A hint: if you are looking for an author, remember to type in the last name first, and if you are searching for a book title, type in the first "important" word leaving the a, an, and the's 'til the end.*

MILLEFIORI QUILTS by Willyne Hammerstein

ADOBE PHOTOSHOP ELEMENTS 13 VIDEO – 15 hours of 109 Video Tutorials presented by Simon Sez IT – requested by Phyllis Gallaway

INNOVATIVE FABRIC IMAGERY FOR QUILTS by Cyndy Lyle Rymer with Lynn Koolish – suggested by speaker Jennifer Rapacki

NEXT STEPS IN ALTERED PHOTO ARTISTRY by Beth Wheeler – suggested by speaker Jennifer Rapacki

OF CLOTH & THREAD – PIECES OF THE PAST by Kaye England (requested by Joy Lee)

MODERN SASHIKO by Silke Bosbach (requested by Rhonda Denny)

3-YARD QUILT FAVORITES by Donna Robertson (requested by Pam Brown)

QUICK'N EASY 3-YARD QUILTS by Donna Robertson (requested by Pam Brown)

SIMPLE SHAPE QUILTS by Katheryn Russi and Rose Schutte

JACOBEAN RHAPSODIES – Composing with 28 Appliqué Designs by Patricia B. Campbell and Mimi Ayars (donated by former member Polly Breckinridge)

Have you pawed through the ever-growing box of rulers, templates, and stencils that have been donated to our library for members to check out?

Be sure to let me know if you find an item that our library needs!

Library News continued

Library News continued →

And don't forget that we have magazine subscriptions to:

FONS AND PORTER'S LOVE OF QUILTING
QUILTERS NEWSLETTER (all of the issues since the very beginning!)
MACHINE QUILTING UNLIMITED
AMERICAN QUILTER
QUILTMAKER


Plus many past issues of:

QUILT LIFE (Alex Anderson and Ricky Tims) Discontinued with the October 2014 issue -DARN!
MINIATURE QUILTS
JAPANESE magazines
QUILTMANIA (European)


Wearing your nametag is a huge help to everyone. This is an excellent way for us to get to know each other.

Check out as many of our more than 3,000 books, DVDs, and CDs, plus magazines, as you wish ~ just remember to return them to the very next meeting, pretty please, as there are so many members in the guild who also wish to use the items.

Our library needs many, many volunteers. You do not need to formally sign-up to help – we'll take whatever time you can spare before or after any meeting. If you do not like the job you are given, don't be shy – let us know what you would rather do. I can never thank everyone enough for their assistance and support with making our library the best in the entire world!



Sunshine



Knowing that someone cares can really make a person's day brighter. Please contact me by phone or email if you know someone who could use a card from the SRQG.

Happy Sewing,
Jan Westerman (Ms. Sunshine)

Needle and Thread

Jim Jensen

Betty Upchurch

Many of us discovered quilting later in life, but Betty Upchurch is one of those few select people who can say she has been quilting *all* of her life ... well, at least since she was six years old. Growing up in the Missouri farm land, Betty recalls holding the fabric stretched out while her mother cut it with a razor blade. She has fond memories of being allowed to go to the old wood stove and carefully take one of the heavy flat irons to the ironing board. When the iron had cooled, she would take it back to the stove and bring back the second one that had heated up. Sometimes her mom would even let her press the seams.

From those humble beginnings, Betty continued to sew a variety of projects, mostly lots of clothes. Fast forward to the 1960's. Betty's husband, Dwight, was sent to Viet Nam, so Betty moved back in with her family. While there, they cut up old family clothes and pieced and tied two 9-patch quilts. One of the quilts travelled with Betty and Dwight to Japan where they lived in a very small two story house. Betty discovered that somehow (Dwight?) a car battery was set on the quilt, and many small holes appeared. Betty rescued the quilt, took it apart and made patchwork teddy bears for her siblings. They were all delighted to receive the teddy bears because they could recognize fabric from their old clothes.

Betty's favorite quilting skill is Free Motion Quilting (FMQ). She and her sister took their first class in FMQ at Village Sewing Center in 1999. While her sister didn't care much for it, Betty was hooked immediately. After many years of "practice," Betty says she is now very comfortable with FMQ. Quilting friends found out about her talents, so she has her own "cottage industry" quilting for others. We are fortunate that she has put her skill to use on several of the guild's Opportunity Quilts.

She found the perfect outlet for getting FMQ practice via Community Quilts. She gets better with each Community Quilt she works on. Betty really enjoys helping other quilters expand their FMQ repertoire, and gets great pleasure when she sees how others are progressing in the skill. She has no qualms about people watching her and asking questions while she quilts, and is honored that she inspires them.

Betty prefers using polyester thread to cotton because it is strong and stands up to all the stresses of

Needle and Thread Continued

the FMQ process. She tells the story of a very complex Christmas quilt she made years ago. She finished the top, sandwiched and basted it, then placed it on a hanger for future quilting. When she got back to it, she discovered that she mistakenly used water soluble thread in the bobbin ... needless to say what is left of the quilt is still on that hanger after all these years.

Speaking of UFO's, Betty was happy to finish up almost 20 UFO's a couple years ago as part of our "UFO Challenge." But that has barely put a dent in her UFO stock; she estimates she has maybe 50 or so basted and hanging in the closet for her to get back to ... someday.

Betty considers herself to be mostly a "traditional" quilter. She likes straight piecing and especially paper or foundational piecing. She has lots of fun with the annual "Mystery Quilt" projects, having made three of last year's pattern. Not much into browns and

golds, Betty's color palette tends toward the blues, greens, and reds. She likes some of the 30's fabrics (even though they tend to be pastel) and 1800 reproductions, and she likes it scrappy. You won't find much in the way of "modern" in her stash, and she prefers to use high contrast between light and dark rather than blended color combinations.



color palette tends toward the blues, greens, and reds. She likes some of the 30's fabrics (even though they tend to be pastel) and 1800 reproductions, and she likes it scrappy. You won't find much in the way of "modern" in her stash, and she prefers to use high contrast between light and dark rather than blended color combinations.

She is always amazed with the creative variations that guild members present; Show and Tell is a real inspiration. Betty loves the camaraderie and how everyone is so willing to share their talents and bounce ideas off one another. Having been a member of the guild since 2000, Betty was given the Merit Award in 2002 for her participation with Bob Oliver and Diana Roberts in making an Opportunity Quilt. In 2003 she was given a second Merit Award for starting the Boutique, and was named an Honorary Life Member in 2007 for her continued outstanding dedication to the guild. Betty started the Boutique as a fundraising project in 2003. While most days are successful, she praises Joni Pas-

Needle and Thread continued →

Needle and Thread continued →

Friendship Blocks

Now that Memorial Day has come and gone Happy Summer! For those having a staycation this summer, (especially those with 20 or more credits), I might suggest handing out a friendship block request to a group of fellow quilters who are just waiting to participate and build up their credits. I will be emailing those sitting on 20 or more credits to encourage them to hand out a block pattern. Just a reminder: anyone with more than 3 credits is eligible to hand out a block.

There are a few people who still have blocks to turn in. Please hand them in so the person whose block it is can finish his/her quilt!

If anyone has any questions or suggestions about the Friendship Block program please e-mail me or see me at a guild meeting.



Cheryl Dudley

Change of Information?

**Don't forget to notify Team J-Rho
At the Membership Table!**

Needle and Thread Continued

sanisi-Poole and Chris Nolen as the source of the Boutique's success. She couldn't do it without them; the Boutique brings in twice as much money when Joni and Chris are selling tickets.

Okay, you better be sitting down. Betty considers herself to be "a very shy person." It was not until she joined the guild and eventually became co-president with Norma Viglienze in 2002 that she felt she could emerge from her shell and gain the confidence to speak in front of a large group of people. Those of us who know and appreciate Betty will tell you that there is no sign left of any "shell."

We're very fortunate that Betty Upchurch discovered her quilting passion and skills, and is so willing to freely share with anyone who is interested in learning. She is a talented quilter, an excellent mentor and encouraging teacher who revels in her students' successes ... and she frequently keeps us all in stitches!

Jim

Sewing Room Sale

The annual members only Sewing Room Sale will be held on July 2nd. It is a great time to organize your sewing area and bring in those unused or duplicate items to sell so you can buy more of what you really want or need.

Tables are free, though a 10% donation is suggested.

Sales may be made before the meeting starts at 10 am and after the meeting closes until 2 pm.

Forms may be found on the website in the "Forms" section on the website www.srqg.org, from me at meetings or by calling me.

Forms for entry must be submitted by June 18th.



Joy McGoran

Sew A Row

Sew-A-Rows and Medallions are due to be passed to the next participants at our next meeting on June 2nd.

I have several Sew-A-Rows and Medallions which are available for someone to do a row or border for the next round. Interested? Just see me at my "Sew -A-Row" booth in the back. Remember, photos of all the starters are also on the SRQG blog: <http://www.santarosaquiltguild.org/weblog/wp-content/uploads/2015/02/2015-Sew-A-Row-Preview.pdf>. Feel free to look at them on the blog and contact me if there is one (or two) you would like to sign up for.

New to the guild? Welcome – come see me and I'll explain this program to you. Thank you everyone for participating!



Debby Bainbridge

Makes SCENTS to me!

Many of our members suffer from allergies or sensitivities to perfumes and scented lotions, etc. We respectfully ask that you leave the scents at home on Guild meeting days.

Thank you!



2015 Executive Board & Committees

President
Vice President
Treasurer
Secretary
Program Chair
Program Chair Elect
Parliamentarian
Members-at-Large

2015 ELECTED BOARD

Vicki David
Jim Jensen
Phyllis Gallaway
Norma Viglienzzone
Rhonda Denny
Jan Nilsen
Dianne Cheli
Sharon Fry
Linda Hooper
Helen Smith
Jan Westerman

Friendship Blocks
Group Email Coordinator
Historian
Hospitality

Library
Membership

Newsletter Editor & Circulation
Newsletter Proofreading
Nominating
Opportunity Quilt Tickets
Sew-A-Row
Sunshine*
TSW (Tech. Sharing)
Videography
Website
Past President

Cheryl Dudley
Sharon Fry
Sharon Fry
Carolle LeMonnier
Judy Lindberg
Edie Sorensen
Georgiann Morrissey
Sharon Fry
Rhonda Denny, Jan Westerman
& Jan Andrews
Jan Andrews
Diana Roberts
Dianne Cheli
Lynette Whitman
Debby Bainbridge
Jan Westerman
Diana Roberts & Janice Rodgers
Linda Hooper
Jim Jensen
Vicki David

Block of the Month
Boutique

2014 COMMITTEES

Sue Gragg
Betty Upchurch, Joni Poole
Carol Jarvis & Chris Nolen
Mirna Estes
Pam Beebe & Anne Dondero
Pam McVey
Wendy Mouille
Phyllis Gallaway

Community Outreach
Community Quilts
Fair Liaison
Field Trips
Finance

Remember!

- NAME TAG • SHOW AND TELL • COFFEE MUG •
- LIBRARY BOOKS • LUNCH • NO PETS • NO FRAGRANCES •
- REUSABLE PLATE & FORK • CELL PHONE ON SILENT •

SRQG 2015 Calendar

JUNE

- 4** **Business Meeting**
Award Nominations Due
Sew-a-Row: Round 3 due
TSW: Carol Behlke ~ "Take-Along Sewing Kit"
- 6-7** **MOONLIGHT QUILTER'S SHOW**
- 18** **Program Meeting**
Sylvia Phippen ~ "Sashiko/Applique Trunk Show"
- 19** **Workshop**
Sylvia Phippen ~ "Wildflowers"
Luther Burbank Art & Garden Center
2050 Yulupa, Santa Rosa
9:00 a.m. to 3:30 p.m.
- 25** **Board Meeting**
10:00 am. Family Room at Masonic Center.
All are welcome.

JULY

- 2** **Business Meeting**
Sewing Room Sale
- 16** **Program Meeting**
Catherine Redford ~
"Lessons Learned in Quilting"
TSW:
- 17** **Workshop**
Catherine Redford ~
"Quilting: Beyond the Ditch"
Luther Burbank Art & Garden Center
2050 Yulupa, Santa Rosa
- 24** **Sonoma County Fair Begins**
- 30** **FIFTH THURSDAY RETREAT!**
Luther Burbank Art & Garden Center 9:00 - 3:00
Bring your own project or work on a community project! **All are welcome!**

Affiliate Members

ANIMAL COIN.COM

Ann Nolen
1007 Baird Rd. ~ Santa Rosa
888-1837
<http://www.animalcoin.com/>
ann@animalcoin.com
Online Sales Only

BOLT

Kate Barrett
219 N. Cloverdale Blvd. ~ Cloverdale
894-2658
Tues. - Sat. 10:00 - 6:00
<http://www.boltcloverdale.com/>
info@boltcloverdale.com
10% discount for SRQG members

BROADWAY QUILTS

Gery Rosemurgy, Owner
20525 Broadway, Sonoma, CA 95476
707-938-7312
www.broadwayquilts.com
Mon-Sat 9:30-5:30, 11-3 Sunday

COUNTRY MOUSE

CUSTOM LONGARM QUILTING

Carol Stevens Marcia Seeley
707-321-5361 707-571-8284
1695 Willowside Road
Santa Rosa, CA 95401
CountryMouseQuilting@gmail.com
Friday-Sunday By Appointment

HEARTMADE QUILTS

Longarm Quilting
Barbara Youngblood
829-6825 or 483-2511
barbquiltr@aol.com
www.heartmadequilts.com/

IT'S FROM GRANDMA

Machine Embroidery and More
Janice Rodgers, Owner
P.O. Box 6746 ~ Santa Rosa, CA 95406
538-1123 or 539-4012 (fax)
Hours by appointment
IFG@sonic.net.

THE LONGARM LADY AT QUILTY PLEASURES STUDIO

Custom Machine Quilting
Gari Jones
112 Schoolhouse Lane
Geyserville, CA 95441
217-0087
Hours by Appointment
gari@juno.com

MARIAN'S MAGIC NEEDLE QUILTING

Custom Machine Quilting
Marian Drain
1140 Sanford Ranch Rd.
Ukiah, CA 95482
472-0195
Hours by Appointment
<http://cuddletimequilts.wordpress.com/>
cuddletimequilts@me.com

THE SEWING & VACUUM CENTER

1250 Mendocino Ave.
Santa Rosa, CA
707-575-5279
Mon.-Sat. 10-6
<http://www.mysewvacplace.com/>

For the Record

The minutes of our meetings can be found archived on the blog on our website. Please review them and report any corrections to Norma Viglienze or Vicki David.

Board Meeting

Thursday, June 25, 2015

10:00 a.m.

Scottish Rite Family Room
All Members Are Welcome