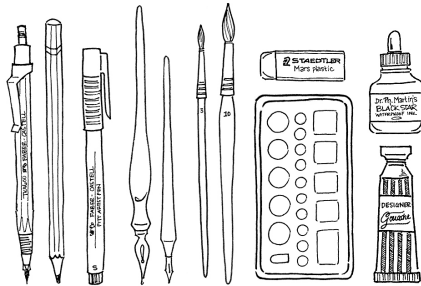




Stitch 'n Times

Santa Rosa Quilt Guild
P.O. Box 9251, Santa Rosa, CA 95405
August 2015 • Vol. 39 • No. 7

President's Message



I have just started an online sketching and watercolor class that I am having so much fun participating in. It involves really studying an object so that you can draw it in pencil, then pen, and then watercolor. I can't begin to tell you how much more closely I pay attention to the details of leaves (assignment 2) or what colors of watercolors it takes to make various shades of green (assignment 1). So how does this fit into a guild newsletter about quilting you are asking yourself.

Well, I think it is just another way of playing with color. I mean, if you don't like playing with color, then you probably aren't a quilter. There is just something in a quilter's nature that loves pattern (thus so many quilters love jigsaw puzzles), we love playing with color and the play of colors against each other, and we love the actual construction of the quilts although not necessarily all aspects of the process (thus many of us choose to quilt by checkbook).

I hope all of you are having a wonderful summer doing something you love and learning something new.


With quilting there is no end to beautiful combinations of colors and patterns. Lucky us!

Vicki David

August Program and Workshop

Santa Rosa Quilt Guild is proud to present Debbie Caffrey, guest speaker and teacher, August 20 and 21, 2015. Debbie is an author of many books, patterns, and freelance magazine articles. She has appeared on 'The Quilt Show' with Ricky Tims and Alex Anderson, 'Creative Living' with Sheryl Borden on select PBS networks, 'Quilters Coffee' and HGTV's 'Simply Quilts.'

At the Scottish Rite Center on Acacia Rd. Thursday, August, 20th beginning at 10:00 Debbie Caffrey will lecture on 'How to Have it All.' Please check out her website for more information on the lecture www.debbiescreativemoments.com. Her workshop is titled 'Power Cutting and Power Cutting, Too.' Registration opened June 4. The workshop will be held at the Luther Burbank Art and Garden Center, 2050 Yulupa Ave, August 21 from 9:00 am to 3:30 pm for only \$40.00. Make checks out to SRQG, note month or workshop or teachers name in the memo. See Rhonda Denny for a cash receipt.



About the workshop: Power cutting is a fast and efficient approach to rotary cutting and improving the precision of quilt making. Efficient speaks to accuracy, economy of fabric, ergonomics, safety, and organization, as well as speeding the mundane process of cutting quilts. Power cutting is a collection of cutting techniques that allows quilters to choose one that is suited for the task at hand. For instance, making a few large half-square triangle units for a quilt should employ a different approach than making many small units. Learn to decide upon a plan of attack. This workshop begins with the basics of preparing and handling fabric, using rotary cutting tools, how to hold a ruler so that it doesn't slip, why strips sometimes look like rickrack and quickly goes well beyond the basics of cutting your fabric.

Technique Sharing Workshops

Thank you to everyone who has shared a technique this year. Genelle's pin cushion was charming. Jim Jensen patiently showed us a quilt as you go technique from Leah Day.

Technique Sharing Workshops are free to all Guild members and start after the meeting. On August 20th Diana Roberts will do a technique sharing of edges for quilts other than a traditional binding. This is a demo only with examples and explanations.

 Diana Roberts & Janice Rodgers

Community Quilts

COMMUNITY QUILT SIZES

If you are making donation quilts on your own, these are the approximate sizes most needed.

32" x 40" Baby Quilts	For Sutter & Memorial NICUs, Public Health nursing, & teen moms. We provide kits for making the tops, or you may use your own fabrics.
40" x 60"	For Valley of the Moon and other organizations serving children in need. Please use bright colors for young children or fabrics that will appeal to teenagers.
50" x 65"	For 18 year olds aging out of the Foster Care system and for women residing at the YWCA Safe House.
40" x 60"	Lap quilts for adults. Given to Secret Santa, women being served by Verity, deserving seniors in local convalescent hospitals, & others.
Doll Quilts	For little girls & boys. We collect them throughout the year and donate during the holidays.

Thank you to all who are involved with this important outreach project!



2015 Guild Challenge

August 6th is the date for showing your "My Favorite Destination" Challenge. It can be anything to do with your favorite place to visit, someplace where you wish to go or even where you live. You can make a quilt (any size) with a landscape, cityscape, or use fabric from a region of the world where you have been or want to go. It could be an item of clothing, a bag or anything you want. This is not a contest, just a challenge to see what our imaginations can do. There will be a special "Challenge Show and Tell" with everyone having one minute to describe your entry. I hope you enjoyed revisiting your favorite destination while working on this challenge.

 Pam McVey

Opportunity Quilt Corner

Santa Rosa Quilt Guild's Opportunity Quilt (OPQ) *Cosmic Universe*, is now on display at the Sonoma County Fair! There is nothing like a good old fashioned county fair! Pam McVey has our OPQ on display in all her glory and it seems there are many positive comments being made. As Pam attended opening day of the fair, to her surprise and delight our lovely *Cosmic Universe* was holding a *Blue Ribbon* – first place on her border! Upon returning the next day to the Fair- by golly, by gosh, we had another ribbon for *Best of Section*. Good golly Ms. Molly, we are over the Moon, so happy for our SRQG – way to represent. Cheers to all those kind ladies that created her. If you attend the fair this year be sure to stop by and observe our *Blue Ribbons* OPQ, take pride in being a part of a club that does such fabulous quilting.

I have a request; we are scheduled to visit the "Benicia Carquinez Straight Stitchers" on September 3rd, 2015. We are in need of a driver to attend their meeting, display our OPQ and sell opportunity tickets to their guild. Three of us from our OPQ team will be at the Tahoe retreat. Pat Kearns is willing to go along with whomever may volunteer, but she does not drive. Please consider helping us attend this guild meeting, they are nice folks, last year they were so gracious. It is a lovely city, Benicia, if you haven't been there before the old town section is very picturesque. As most of you know, Benicia was once the State Capital of California. Please e-mail or call Lynette Whitman (information in roster) if available.

 Lynette Whitman

Library News

The following is a list of the books that came into our possession since our last newsletter. For images of the covers and more detailed descriptions of the items, just click on LIBRARY on our website www.santarosaquiltguild.org Linda Hooper has written easy-to-understand directions about how to utilize the library site. To locate her instructions, click on the underlined “here” in the second paragraph at the top of the library page. Let me know if you would like guidance with the site and we’ll sit down at the Library’s laptop computer after a meeting. *A hint: if you are looking for an author, remember to type in the last name first, and if you are searching for a book title, type in the first “important” word leaving the a, an, and the’s ‘til the end.*

ALL POINTS PATCHWORK – ENGLISH PAPER PIECING BEYOND THE HEXAGON FOR QUILTS AND SMALL PROJECTS by Diane Gilleland (Requested by Jan Andrews) – This is a “must have book” for all who are into English Paper Piecing (a.k.a. “EPP”)

500 TRADITIONAL QUILTS – Karen Patterson Breenhan, Juror – be sure to see former SRQG Member Jan Head’s “Sun Salutation” quilt on page 52!

A MERRY CHRISTMAS WITH KIM SCHAEFER (never too early to start on the holidays)

3 TIMES THE CHARM – BOOK 2 by Me and My Sister Designs (Barbara Groves and Mary Jacobson) – seven easy patterns, each with three color variations, for 5” x 5” “charm” squares

JAPANESE FLOWERS IN APPLIQUE by Eileen Campbell (I found this lovely book on our Silent Auction Table with several bidders names, so I confiscated it and have added it to our library for all to enjoy!)

SUN-KISSED QUILTS & CRAFTS – by Barbara K. Baker and Jeri Boe (a donation)

SASHIKO DESIGNS – A COLLECTION OF 200 MOTIFS by Sylvia Pippen (donated and autographed by Sylvia after her presentation to SRQG on June 18, 2015)

QUILTMAKER’S 100 BLOCKS – VOLUME 10, WINTER 2014 – a magazine, but filed with the books under “Blocks” – donated by Jan Andrews.

ART QUILT DESIGN WITH HAND-CARVED PRINTING BLOCKS with Cynthia St. Charles – a DVD – requested by Judy Dieter

Library News continued

FABULOUS FINISHES with Susan Brubaker Knapp – a DVD – requested by Judy Dieter

CREATIVE CLOTH – DESIGNING AND EMBELLISHING HANDWOVEN FABRIC by Anita Luvera Mayer – a two DVD set donated by Norma Viglienzone

Have you pawed through the ever-growing box of rulers, templates, and stencils that have been donated to our library for members to check out?

Be sure to let me know if you find an item that our library need!

And don’t forget that we have magazine subscriptions to:

FONS AND PORTER’S LOVE OF QUILTING
QUILTERS NEWSLETTER (all of the issues since the very beginning!)
MACHINE QUILTING UNLIMITED
AMERICAN QUILTER
QUILTMAKER


Plus many past issues of:

QUILT LIFE (Alex Anderson and Ricky Tims) Discontinued with the October 2014 issue -DARN!
MINIATURE QUILTS
JAPANESE magazines
QUILTMANIA (European)

Wearing your nametag is a huge help to everyone. This is an excellent way for us to get to know each other.

Check out as many of our more than 3,000 books, DVDs, and CDs, plus magazines, as you wish ~~ just remember to return them to the very next meeting, pretty please, as there are so many members in the guild who also wish to use the items.

Our library needs many, many volunteers. You do not need to formally sign-up to help – we’ll take whatever time you can spare before or after any meeting. If you do not like the job you are given, don’t be shy – let us know what you would rather do. I can never thank everyone enough for their assistance and support with making our library the best in the entire world!



Sharon
‘The Librarian’
Fry

Sew A Row

Sew-A-Rows and Medallions are due to be passed to the next participants at our next meeting on August 6th.




I have several Sew-A-Rows and Medallions which are available for someone to do a row or border for the next round. Interested? Just see me at my "Sew-A-Row" booth in the back. Remember, photos of all the starters are also on the SRQG blog: <http://www.santarosaquiltguild.org/weblog/wp-content/uploads/2015/02/2015-Sew-A-Row-Preview.pdf>.

Feel free to look at them on the blog and contact me if there is one (or two) you would like to sign up for. New to the guild? Welcome – come see me and I'll explain this program to you. Thank you everyone for participating!

 Debby Bainbridge

Boutique and Raffle

It was good seeing Joni Poole back helping with the boutique and raffle. Sales have been down a little but that is probably due to summer and vacations as attendance is down a little bit. It is amazing to see so many new faces at our meetings. Even better is to see their participation in the raffle and see them win one of the baskets. The boutique had sales of only \$35 and the Raffle brought in \$115, a total of \$150 for the day. Not one of our best days but better than some.

 Betty Upchurch, Joni Passanisi-Poole
Carol Jarvis & Chris Nolen

Nominating Committee 2015

It is time again to think about candidates for the Elected Board of the Santa Rosa Quilt Guild. A candidate must be a member of the Santa Rosa Quilt Guild.


All positions are open, regardless of whether the incumbent is willing to continue, or other candidates have been identified.

Each potential candidate will be provided a description of the election process along with a job description for the particular position he/she is seeking.

The Nominating Committee proposes candidates to the Board for the Elected positions. Candidates for the next years Executive Board are presented to the general membership at the first meeting in October. Elections are held in November of 2015.

Looking forward to a productive and exciting 2016.


August 2015

 Dianne Cheli

Block of the Month

Your Block of the Month treat for August is "Chocolate." This quick block finishes out at 9". Fabric will be browns and beiges, batiks or prints. The brown may have a touch of black in it. Color combinations may have the dark or light as background. When put together, this will make a very attractive quilt.

The pattern will be available online by August 6th.

 Sue Gragg

Block of the Month



August
Chocolate

THE LONGARM LADY

Custom Quilting Quickly
Full Service Quilting Studio
Hundreds of Designs - Done in a Day!

gari.j@juno.com • (707) 217-0087



Gari Jones

Quilty Pleasures Studio
112 School House Lane
Geyserville



Follow The Longarm Lady on
Facebook

A proud sponsor of Sonoma County Vetconnect

Needle and Thread

Jim Jensen

Sue Gragg

Grandma comes to visit. You're eight or nine years old. She brings her scrappy handwork with her and you're totally fascinated with the textures of the fabric, the colors and the patterns. Grandma lets you help her use the cereal box cardboard templates to cut out these precious pieces of gold and shows you how to sew them together by hand. Then Grandma has the nerve to take all those beautiful scraps with her when she leaves. Your mom is not much help; she doesn't like to sew. What's a girl to do? Great idea ... go around to the neighbors and beg for scraps! Oh, oh ... Mom finds out, is totally embarrassed, and there goes your budding quilt calling.

Sue Gragg treasures the memory of learning to quilt by her Grandma's apron. Despite her Mom's intercession, she discovered she could find scraps of fabric left over from her 6th grade Home Ec classes and make doll quilts and small quilts for kids in the neighborhood. Sue's love for "scrappy" continues today.

Her early fascination with all things fabric followed her through life. Sue worked at knitting and fabric shops, and has taken many classes at the Santa Rosa Junior College, quilt shops and through the guild. She made her Mom a "Double Wedding Ring" by hand and has made several "Grandma's Flower Garden" hexie quilts. She loves hand work.

Sue developed her love of appliqué about 20 years ago and has taken many classes by experts like Nancy Brown and Sylvia Pippen. She prefers the "needleturn" method to fusing or freezer paper, and participates in a couple "mini-groups" including "The Fat Quarters" which meets at Village Sewing Center. She is inspired by other appliquéers, including SRQG members Vicki David, Raychell Sumner, and Helen Anderson. There is always something new to learn. Because she is fascinated by patterns that recreate images of animals and flowers, Sue enjoys finding fabrics that read well in small pieces. Sue has ap-



Sue separates her stash of UFO's into three categories – sometimes she will work on individual blocks and come back to visit later to add other blocks that coordinate (she has about 10 that meet that definition), others that are 50 – 60% complete, and five or so quilt tops are done but need to be quilted.

Besides her great work with Block of the Month, Sue is working on a major hexie project. Although she usually prefers the traditional and detailed, she bought herself a "tower" of fat quarters and is looking forward to making a "modern" quilt.

Sue has won many awards, but her favorite project was her cow, "Mazie of Sonoma County" which she finished for a Bishop Ranch challenge.

Needle and Thread Continued

plied this talent to the "Bay Area Story Telling Book Festival" fundraising quilt for the past nine years.

Sue is getting great response as Chair of our Block of the Month program this year, and has included making sample settings to show how well these basic blocks come together as beautiful quilt tops.

SRQG provides Sue with constant inspiration. She enjoys being with fellow quilters who are upbeat and passionate about their craft, and is inspired by all the many artistic visions displayed by other members.

SRQG is very fortunate that Sue Gragg shares her time and talent with us. She is an excellent teacher and is quick to share her knowledge with anyone needing guidance ... her sunny personality continually shines a light wherever she channels her energy.

Jim

stitch'n times advertising rates

Business Card	2.25" x 3.5"	\$10.00
1/4 page vertical	3.5" x 4.875"	\$25.00
1/4 page horizontal	4.875" x 3.5"	\$25.00
1/2 page vertical	3.65" x 9.75"	\$50.00
1/2 page horizontal	7.5" x 4.75"	\$50.00
Full page	7.5" x 9.75"	\$100.00

Contact Newsletter Editor Jan Andrews

Needle and Thread continued →

2015 Executive Board & Committees

President
Vice President
Treasurer
Secretary
Program Chair
Program Chair Elect
Parliamentarian
Members-at-Large

2015 ELECTED BOARD

Vicki David
Jim Jensen
Phyllis Gallaway
Norma Viglienze
Rhonda Denny
Jan Nilsen
Dianne Cheli
Sharon Fry
Linda Hooper
Helen Smith
Jan Westerman

Friendship Blocks
Group Email Coordinator
Historian
Hospitality

Cheryl Dudley
Sharon Fry
Sharon Fry
Carolle LeMonnier
Judy Lindberg
Edie Sorensen
Georgiann Morrissey
Sharon Fry
Rhonda Denny, Jan Westerman
& Jan Andrews
Jan Andrews
Diana Roberts
Dianne Cheli
Lynette Whitman
Debby Bainbridge
Jan Westerman
Diana Roberts & Janice Rodgers
Linda Hooper
Jim Jensen
Vicki David

Block of the Month
Boutique

2014 COMMITTEES

Sue Gragg
Betty Upchurch, Joni Poole
Carol Jarvis & Chris Nolen
Mirna Estes
Pam Beebe & Anne Dondero
Pam McVey
Wendy Mouille
Phyllis Gallaway

Library
Membership
Newsletter Editor & Circulation
Newsletter Proofreading
Nominating
Opportunity Quilt Tickets
Sew-A-Row
Sunshine*
TSW (Tech. Sharing)
Videography
Website
Past President

Community Outreach
Community Quilts
Fair Liaison
Field Trips
Finance

Remember!

- NAME TAG • SHOW AND TELL • COFFEE MUG •
- LIBRARY BOOKS • LUNCH • NO PETS • NO FRAGRANCES •
- REUSABLE PLATE & FORK • CELL PHONE ON SILENT •

SRQG 2015 Calendar

AUGUST

- 6** **Business Meeting**
Guild Challenge due
Sew A Row: fourth rows due
- 9** **Sonoma County Fair Ends**
- 20** **Program Meeting**
Debbie Caffrey ~ "How to Have It All"
TSW: Diana Roberts ~ "Non-Traditional Quilt
Finishes and Edges"
- 21** **Workshop**
Debbie Caffrey ~ "Power Cutting & Power
Cutting, Too"
Luther Burbank Art & Garden Center
2050 Yulupa, Santa Rosa
- 27** **Board Meeting**
10:00 am. Family Room at Masonic Center.
All are welcome.

SEPTEMBER

- 3** **Business Meeting**
UFO Challenge due
TSW: Linda Hooper's Annual Mystery Quilt!!
See TSW section of website for fabric and cutting
instructions.
- 17** **FOUNDERS DAY LUNCHEON**
SRQG Birthday Celebration Potluck
Sonoma County Fair Winners Honored
Merit Award & Honorary Life Members an-
nounced
- 24** **Board Meeting**
10:00 am. Family Room at Masonic Center.
All are welcome.

Change of Information?

**Don't forget to notify Team J-Rho
At the Membership Table!**

Affiliate Members

ANIMAL COIN.COM

Ann Nolen
1007 Baird Rd. ~ Santa Rosa
888-1837
<http://www.animalcoin.com/>
ann@animalcoin.com
Online Sales Only

BOLT

Kate Barrett
219 N. Cloverdale Blvd. ~ Cloverdale
894-2658
Tues. - Sat. 10:00 - 6:00
<http://www.boltcloverdale.com/>
info@boltcloverdale.com
10% discount for SRQG members

BROADWAY QUILTS

Gery Rosemurgy, Owner
20525 Broadway, Sonoma, CA 95476
707-938-7312
www.broadwayquilts.com
Mon-Sat 9:30-5:30, 11-3 Sunday

COUNTRY MOUSE

CUSTOM LONGARM QUILTING

Carol Stevens Marcia Seeley
707-321-5361 707-571-8284
1695 Willowside Road
Santa Rosa, CA 95401
CountryMouseQuilting@gmail.com
Friday-Sunday By Appointment

HEARTMADE QUILTS

Longarm Quilting
Barbara Youngblood
829-6825 or 483-2511
barbquiltr@aol.com
www.heartmadequilts.com/

IT'S FROM GRANDMA

Machine Embroidery and More
Janice Rodgers, Owner
P.O. Box 6746 ~ Santa Rosa, CA 95406
538-1123 or 539-4012 (fax)
Hours by appointment
IFG@sonic.net.

THE LONGARM LADY AT QUILTY PLEASURES STUDIO

Custom Machine Quilting
Gari Jones
112 Schoolhouse Lane
Geyserville, CA 95441
217-0087
Hours by Appointment
gari@juno.com

MARIAN'S MAGIC NEEDLE QUILTING

Custom Machine Quilting
Marian Drain
1140 Sanford Ranch Rd.
Ukiah, CA 95482
472-0195
Hours by Appointment
<http://cuddletimequilts.wordpress.com/>
cuddletimequilts@me.com

THE SEWING & VACUUM CENTER

1250 Mendocino Ave.
Santa Rosa, CA
707-575-5279
Mon.-Sat. 10-6
<http://www.mysewvacplace.com/>

For the Record

The minutes of our meetings can be found
archived on the blog on our website.
Please review them and report any correc-
tions to Norma Viglienzone or Vicki David.

Board Meeting

Thursday, August 20, 2015
10:00 a.m.
Scottish Rite Family Room
All Members Are Welcome