



Stitch 'n Times

Santa Rosa Quilt Guild
P.O. Box 9251, Santa Rosa, CA 95405
October 2015 • Vol. 39 • No. 10

President's Message

Fall...it's my favorite time of year. It's the time when I feel like my home feels the coziest...when the leaves are starting to change color, it's getting dark earlier, and there is a nip in the air. (Not to mention that browns, golds, oranges, and sage greens are all around....my kind of colors!) That's when making a quilt seems so natural...it feels like that is the time to make something that you want to wrap around you or add to your home to reflect "you."



For those of you who have been in my home, you know that I have two zebra finches, Charlie (the girl) and Reggie (the boy) named after my grandfathers. I had to name them quickly or my husband would have named them....he once name our pair of parakeets, Para and Keats, so you can understand my urgency. I decided to let them have a nest and raise a family so I cut strips of all colors of fabrics and put them in their cage. Well, Reggie dutifully carried the strips of fabric up into the nest and Charlie rearranged them as the mood struck. Soon there were two baby birds in the cage and after a while the babies were flying back and forth like a toddler runs--nonstop. And, this is the truth, while the babies were flying all over, Charlie and Reggie were on their own branch leaning against each other, holding each other up, in sheer exhaustion. So my point is that even the animal kingdom seems to go through some of the same things that we as humans do. They wanted to have their home be as nice and cozy for their family as we do.

Our guild is incredible for wanting to extend that feeling to our community, and thus we have so many quilt donations. And now with so many families needing help after the fire, we are going to have a Quilt Fest on January 14, 2016, strictly to sew quilts and pillowcases for the fire victims.

This is the time of year that seems to feel like a race to the New Year. Once October arrives there are non-stop activities. We have the trip to PIQF on the bus for some of you, and for others it will be a visit with Jennifer Sampou at our program meeting. Betty Upchurch is going to teach a TSW that show you how to make a darling witch. We also have our Craft Faire coming up and our Holiday Party.

Vicki David

October Program and Workshop

Jennifer Sampou will our guest speaker on October 15th.

The final Program and Workshop of the year will feature Vicki Johnson in November.

On Thursday, November the 19th she'll do a Program (yet to be announced) and on Friday, November 20th, the Workshop 'Easy Fabric Printing' using simple methods such as scrunching, plastic wrap printing, stenciling, block printing, leaf printing, fabric crayons, etc. Sounds like fun to me! There is a small materials fee (\$7) for kit and use of paint. The class is open to any level of experience.



2016 Programs

Linda Ballard

January 2016

Being an avid seamstress all her life, Linda Ballard has taken her skills from dressmaking to creating wonderful traditional quilts using today's faster techniques and tools. She believes there's something for everyone when it comes to quilting, and that quilters have a strong bond unlike anything else.

Linda was a quilt shop owner in Redding and now travels throughout the country teaching both on land and sea. She has a fondness for quilt shops, but loves to teach at Quilt Festival, conferences, cruises, quilt guilds and camps. She says "anyplace and anytime, she's ready!"


Linda is known for the retreats that she sponsors in California, but has been known to travel around the country offering her expertise on retreats whenever she's asked. She always says 'her bags are packed; just need an invitation!'

Linda has been featured in a variety of quilting magazines with her quilts, her patterns and as 'ad' quilts for a specific line of fabric. She's also had the privilege of being on Simply Quilts two different seasons which means plenty of reruns. Linda will tell you constantly 'to be flexible and go with the possibilities that are presented.'


She always finishes with one simple wordENJOY! That's how it should be for all quilters.

She will be showing many of her beautiful quilts and talking about "What if I..." showing how to play with different components of patterns to get very different results.

She will be teaching **THE ALOHA PRINCESS** quilt pattern for our workshop, which she designed for a Hawaiian cruise. Picture and supply list available when you sign up.

 Jan Nilsen

Sunshine



Knowing that someone cares can really make a person's day brighter. Please contact me by phone or email if you know someone who could use a card from the SRQG.

Happy Sewing,
Jan Westerman (Ms. Sunshine)

October 2015

Rob Appell

February 2016

Rob Appell blends his love for the ocean with his work as a textile artist and designer. A few years back, Rob landed a job in his Mother's Quilt Shop "The Cotton Ball" in Morro Bay, California. It was at The Cotton Ball where Rob found a fondness for Hawaiian shirt making. Shirt scraps make beautiful quilts and so does Rob. He learned to quilt by trial and error, and definitely brings a masculine touch to this age old tradition. Rob's quilts are 100% machine made and focus on applique work.

Now, after almost twenty years in the industry, Rob designs Quilts for Michael Miller Fabrics, has authored a few books, countless quilt patterns including The Endangered Species Quilt Project, produced a few DVDs on his techniques, is inventing sewing and quilting tools. He services sewing machines in his studio in Morro Bay, California.

He is blessed to travel the world sharing his experiences and joy in quilt making and sewing machine technology.

His trunk show will be entertaining and lively as he takes us through his own development as a quilter and some of his beautiful quilts.

Check him out at robappell.com

He will be teaching us his technique for making **COLOR STRATA QUILTS**. You can see him and an example his color strata quilt process on his web site. He also has a book that can be purchased.

 Jan Nilsen



www.srqg.org

Library News

The following is a list of the books that came into our possession since our last newsletter. For images of the covers and more detailed descriptions of the items, just click on LIBRARY on our website www.santarosaquiltguild.org. Linda Hooper has written easy-to-understand directions about how to utilize the library site. To locate her instructions, click on the underlined "here" in the second paragraph at the top of the library page. Let me know if you would like guidance with the site and we'll sit down at the Library's laptop computer after a meeting.

NINE PATCH – NEW QUILTS FROM AN OLD FAVORITE – AMERICAN QUILTER'S SOCIETY (an annual challenge – we have all of the books in the series!)

GREAT GRANNY SQUARED by Lori Holt – a new twist on a traditional block – easy!

I can always tell when it is almost time for the Houston show as the book publishers hold off to introduce their new titles until the big festival. Stay tuned for the new books in the near future.

Have you pawed through the ever-growing box of rulers, templates, and stencils that have been donated to our library for members to check out?

Be sure to let me know if you find an item that our library need!

And don't forget that we have magazine subscriptions to:

FONS AND PORTER'S LOVE OF QUILTING
QUILTERS NEWSLETTER
MACHINE QUILTING UNLIMITED
AMERICAN QUILTER
QUILTMAKER

Plus many past issues of:
QUILT LIFE (discontinued)
MINIATURE QUILTS
JAPANESE magazines
QUILTMANIA (European)

Wearing your nametag is a huge help to everyone. This is an excellent way for us to get to know each other.

Check out as many of our more than 3,000 books, DVDs, and CDs, plus magazines, as you wish ~ just remember to return them to the very next meeting, pretty please, as there are so many members in the guild who also wish to use the items.

Library News continued →

October 2015

Block of the Month

Time to get spooky with this quick block for Halloween. If you don't have Halloween themed fabric for the center of the block, check with me during the meeting at the Block of the Month display and I may be able to help you.

 Sue Gragg

Block of the Month



October — Halloween


Sonoma County Fair

Correction Notice

I was mistaken in listing Jeanne Nelson's award for her "Toes In The Sand" quilt at the Sonoma County Fair as a Fourth place award. Jeanne received a Third place ribbon.


Congratulations, again, to all winners. It was delightful to see so many award winning quilts at our Founders' Day Luncheon.

Mea Culpa

 Pam McVey

Library News continued

Our library needs many, many volunteers. You do not need to formally sign-up to help – we'll take whatever time you can spare before or after any meeting. If you do not like the job you are given, don't be shy – let us know what you would rather do. I can never thank everyone enough for their assistance and support with making our library the best in the entire world!



Sharon
'The Librarian'
Fry

Needle and Thread

Jim Jensen

Rhonda Denny

When Rhonda Denny joined the Santa Rosa Quilt Guild in 2008, she immediately started taking responsibility for a wide variety of committees that benefit the guild – Programs and Workshops in 2009, Block of the Month in 2010 and 2011, Recording Secretary one year and Friendship Block another, a key member of “Team J-Rho” in charge of Membership from 2012 through 2015, and Programs and Workshops once again in 2015. She always shares her joy of the guild with a smile and a warm welcome for friends and strangers alike. For her inspiration and dedication to the guild, she very deservedly won the Honorary Life Membership Award for 2015.

Rhonda learned to sew from her grandmother and step-mom. She claims “if I hadn’t sewn for my kids they would have had to run around naked.” Every year she would receive boxes full of fabric and patterns so she could make clothes for her kids. From that, of course, she had requests from friends and relatives, and she graciously made lots of baby swings and bedding for families who asked for them.

Her first venture into quilting was with lots of “Granny Square” scraps given to her – 6-1/2” blocks of corduroy, velvet, wool and cotton, which she sewed together and tied with yarn. It wasn’t until her good friend, Tina White, invited her to an SRQG meeting that she discovered the fine art of quilting.

Rhonda never knows where she might find inspiration – an image from a post card, a stamp, even the color of a thread. She has participated in more than 50 workshops and prefers to adapt whatever the teacher is offering to her own designs. It’s a challenge for the artist in her to simply duplicate someone else’s work, but she finds their tricks, tips and techniques to be invaluable tools in her repertoire of talents. We all benefit from her classes when she frequently writes her very perceptive and insightful reviews via email or the newsletter.



Needle and Thread Continued

Hand sewing is her favorite past time. She prefers raw edge and fusible appliqué to needle turn (she doesn’t have the patience for it) and there isn’t a project out there that couldn’t use embellishment with more thread, beads and found objects.

Preferring bright colors with black (although experimenting now with white as well), Rhonda loves to mix light catching silks, lush velvets and sturdy wool into her projects. She considers those mixes to be her signature design element.

She is currently working on the “Compania” Block of the Month program from Hat Creek Quilts in Australia – wool appliqué that has the look of a modern Baltimore Album Quilt. She’s also working on some “spooky dolls” for Halloween.

Rhonda loves the guild – “all of it ... all the time.” She loves the ladies (and gentlemen), the great energy, good will, friendship and the fact that everyone gives from their heart. She says “I came for Community Quilts and stayed for the relationships and education. I can’t imagine my life without it.”

As Rhonda is stepping away from Membership (for now) she looks forward to becoming the official greeter and mentor for visitors and new members. Look for her special spot in the New Year.

Rhonda says “I feel like the Santa Rosa Quilt Guild is the best ‘church’ I’ve ever been to. By being aware of the needs of others, we provide service and caring to the community. The guild expresses the true definition of ‘charity’.”

Such a sweet and kind, charitable heart – Rhonda Denny always provides us inspiration not only with her artful and unique approach to the art of quilting, but also with her compassionate love of life.

Jim



Needle and Thread Continued →

Thank You

The Pope sums up the Santa Rosa Quilt Guild in a nutshell. As I am fine-tuning my sewing area, I happen upon a box I haven't seen in nearly two years. I almost put it back on the shelf to be searched sometime in the future but my curiosity won't rest so I dig in. On an envelope, written in the chicken scratch of my own hand, I read a quote from Pope Francis, "Authentic power is service. Power is to comfort. Power is to enlighten. Power is to inspire. Power is encouragement and power is being an example."

The guild is encouraging, comforting, enlightening, inspiring, and leads by impeccable example. I joined for the service, Community Quilts, and stayed for the relationships and the education. We are a large group and every person is important as a role model. Be enriched. Smile. Volunteer. Charity is the greatest gift.

Thank you all for your love notes and kind words regarding the Honorary Life Member Award. When I think about the recognition I received from SRQG I have to say, in all honesty, I am nothing without my entourage. Without each of you I am somewhere between optional to unnecessary. May we always be mindful of the needs of others and follow the Golden Rule.

Gratefully yours,
Rhonda Denny

Technique Sharing Workshops

On Thursday Oct. 15, Betty Upchurch will be presenting a TSW featuring a witch door greeter. There will be a workshop at the Luther Burbank Art and Garden Center on Friday, Oct. 16 from 9 to 3, set up begins at 8:30. If you would like to participate in this workshop please call Betty Upchurch. The supply list is available from Betty or you may purchase a kit with all supplies for \$25.00, payable on Oct 15 to Betty.

 Diana Roberts & Janice Rodgers

Change of Information?

**Don't forget to notify Team J-Rho
At the Membership Table!**

October 2015

Opportunity Quilt

Mary Ann Hayre is pictured with the fund raising quilt during our successful visit to the Contra Costa Quilt Guild Sept. 28.



It's fun to receive high praise on behalf of the quilt and its makers and find the raffle tickets are an easy sell. However, we do need to accompany the quilt when it goes out and out it will go--to the Great Petaluma Quilt Show Oct. 24, Broadway Quilts in Sonoma for the Nov. 13 shop hop, and perhaps additional venues before Christmas. The committee needs volunteers for 2-hour shifts. Please sign up at guild or email/phone me.

 Patricia Kearns



Welcome Our New Members!

**Christa Chocker
Debbie Cole
Marsha McAlpin**

**Please look for these new members and
make them feel welcome!**

Be A Mentor!

Community Quilts

QUILTATHON!

This coming Thursday, Oct 1st we are holding our last Quiltathon of the year. Please join your fellow guild members as we finish quilts for Valley of the Moon, the babies in the NICUs at Memorial and Sutter Hospitals, and other deserving community members.

We need people to do all sorts of quilting tasks. Please bring your machine to sew layered quilts or to quilt the VOM or baby quilts. Remember to bring a pillow to sit on, walking foot, free motion foot, and a neutral thread. If you like to do hand sewing, bring your own little sewing kit, complete with thimble, small sharp scissors, and needles you like. We will also have some standing jobs – ironing, pinning the layered quilts (no special tools needed), and trimming and turning the layered and sewn quilts (bring a large pair of sharp scissors).

Doors open at 9:00 am, and you can sew from 9:00 to 10:00 when we'll break for a short business meeting. Then back to sewing until about 2:30 pm. We look forward to spending the day with you and to putting all of your generosity and creativity to work.

OCTOBER 29th FIFTH THURSDAY RETREAT

We will have a 5th Thursday Retreat on Thursday, October 29th from 9:00 to 3:00 at the Luther Burbank Art & Garden Center, 2050 Yulupa Avenue, Santa Rosa.

We have all stages of quilts to work on for Community Quilts, or you may bring your own personal project. You can bring your sewing machine, along with a cushion for your chair and walking foot or free motion foot. If you like to do hand work, bring your favorite scissors and thimble. If you like to stand, we will have a station for cutting the quilts before they are turned, so bring some sharp scissors.

This will be a relaxed day of sewing and getting together to enjoy your friends from the guild. You may join us for any part of the day that fits your schedule. Bring your lunch if you'd like, and we look forward to seeing you.

Laura Barrett and Nancy Stedman,
Community Quilts
Workday coordinators
Community Quilts Committee

October 2015

COMMUNITY QUILT SIZES

If you are making donation quilts on your own, these are the approximate sizes most needed.

32" x 40" Baby Quilts	For Sutter & Memorial NICUs, Public Health nursing, & teen moms. We provide kits for making the tops, or you may use your own fabrics.
40" x 60"	For Valley of the Moon and other organizations serving children in need. Please use bright colors for young children or fabrics that will appeal to teenagers.
50" x 65"	For 18 year olds aging out of the Foster Care system and for women residing at the YWCA Safe House.
40" x 60"	Lap quilts for adults. Given to Secret Santa, women being served by Verity, deserving seniors in local convalescent hospitals, & others.
Doll Quilts	For little girls & boys. We collect them throughout the year and donate during the holidays.

Thank you to all who are involved with this important outreach project!



THE LONGARM LADY

Custom Quilting Quickly

Full Service Quilting Studio
Hundreds of Designs - Done in a Day!

gari.j@juno.com • (707) 217-0087



Gari Jones

Quilty Pleasures Studio
112 School House Lane
Geyserville



Follow The Longarm Lady on Facebook



A proud sponsor of Sonoma County Vetconnect

2015 Executive Board & Committees

President
Vice President
Treasurer
Secretary
Program Chair
Program Chair Elect
Parliamentarian
Members-at-Large

2015 ELECTED BOARD

Vicki David
Jim Jensen
Phyllis Gallaway
Norma Viglienza
Rhonda Denny
Jan Nilsen
Dianne Cheli
Sharon Fry
Linda Hooper
Helen Smith
Jan Westerman

Friendship Blocks
Group Email Coordinator
Historian
Hospitality

Cheryl Dudley
Sharon Fry
Sharon Fry
Carolle LeMonnier
Judy Lindberg
Edie Sorensen
Georgiann Morrissey
Sharon Fry
Rhonda Denny, Jan Westerman
& Jan Andrews
Jan Andrews
Diana Roberts
Dianne Cheli
Patricia Kearns
Debby Bainbridge
Jan Westerman
Diana Roberts & Janice Rodgers
Linda Hooper
Jim Jensen
Vicki David

Block of the Month
Boutique

2014 COMMITTEES

Sue Gragg
Betty Upchurch, Joni Poole
Carol Jarvis & Chris Nolen
Mirna Estes
Pam Beebe & Anne Dondero
Pam McVey
Wendy Mouille
Phyllis Gallaway

Library
Membership

Newsletter Editor & Circulation
Newsletter Proofreading
Nominating
Opportunity Quilt Tickets
Sew-A-Row
Sunshine*
TSW (Tech. Sharing)
Videography
Website
Past President

Community Outreach
Community Quilts
Fair Liaison
Field Trips
Finance

Remember!

- NAME TAG • SHOW AND TELL • COFFEE MUG •
- LIBRARY BOOKS • LUNCH • NO PETS • NO FRAGRANCES •
- REUSABLE PLATE & FORK • CELL PHONE ON SILENT •

SRQG 2015 Calendar

OCTOBER

- 1** **QUILTATHON!**
Presentation of 2016 Elected Board Nominees
- 15** **PIQF Bus Trip**
- 15** **Program Meeting**
Jennifer Sampou ~ "Designing Fabric"
TSW: Betty Upchurch: "Witch Door Greeter."
- 16** **TSW Continued**
Betty Upchurch ~ "Witch Door Greeter"
Luther Burbank Art & Garden Center
2050 Yulupa, Santa Rosa
9:00 a.m. to 3:00 p.m.
8:30 a.m. for set-up
- 22** **Board Meeting**
10:00 am. Family Room at Masonic Center.
All are welcome.
- 29** **FIFTH THURSDAY RETREAT!**
Luther Burbank Art & Garden Center 9:00 - 3:00
Bring your own project or work on a community project! **All are welcome!**

NOVEMBER

- 5** **Business Meeting**
Election of 2016 Officers
Approval of 2016 Budget
CRAFT FAIR
Sew-a-Row: Final rows due
- 19** **Program Meeting**
Vicki Johnson ~ "Breaking the Rules"
TSW: Carole Behlke: "Grab and Go Sewing Caddy"
- 20** **Workshop**
Vicki Johnson ~ "Easy Fabric Printing"
Luther Burbank Art & Garden Center
2050 Yulupa, Santa Rosa
9:00 a.m. to 3:30 p.m.
8:30 a.m. for set-up
- 24** **No Board Meeting**

Happy Thanksgiving!!!



Affiliate Members

ANIMAL COIN.COM

Ann Nolen
1007 Baird Rd. ~ Santa Rosa
888-1837
<http://www.animalcoin.com/>
ann@animalcoin.com
Online Sales Only

BOLT

Kate Barrett
219 N. Cloverdale Blvd. ~ Cloverdale
894-2658
Tues. - Sat. 10:00 - 6:00
<http://www.boltcloverdale.com/>
info@boltcloverdale.com
10% discount for SRQG members

BROADWAY QUILTS

Gery Rosemurgy, Owner
20525 Broadway, Sonoma, CA 95476
707-938-7312
www.broadwayquilts.com
Mon-Sat 9:30-5:30, 11-3 Sunday

COUNTRY MOUSE

CUSTOM LONGARM QUILTING

Carol Stevens Marcia Seeley
707-321-5361 707-571-8284
1695 Willowside Road
Santa Rosa, CA 95401
CountryMouseQuilting@gmail.com
Friday-Sunday By Appointment

HEARTMADE QUILTS

Longarm Quilting
Barbara Youngblood
829-6825 or 483-2511

THE LONGARM LADY

AT QUILTY PLEASURES STUDIO

Custom Machine Quilting
Gari Jones
112 Schoolhouse Lane
Geyserville, CA 95441
217-0087
Hours by Appointment
gari@juno.com

MARIAN'S MAGIC NEEDLE QUILTING

Custom Machine Quilting
Marian Drain
1140 Sanford Ranch Rd.
Ukiah, CA 95482
472-0195
Hours by Appointment
<http://cuddletimequilts.wordpress.com/>
cuddletimequilts@me.com

MEISSNER'S SEWING CENTER

Formerly My Sew Vac Place
1250 Mendocino Ave.
Santa Rosa, CA
707-575-5279
Mon.-Sat. 10-6
<http://www.meissnersewing.com/household/>

THE TREASURED THREAD

Custom Quilting & Embroidery
Diane Bare
304 Burt St. • Santa Rosa
707-571-2078
Diane@thetresuredthread.com
Afternoon, Evening & Weekend hours

For the Record

The minutes of our meetings can be found archived on the blog on our website. Please review them and report any corrections to Norma Viglienzone or Vicki David.

Board Meeting

Thursday, October 22, 2015
10:00 a.m.
Scottish Rite Family Room
All Members Are Welcome

Thoughts From Rhonda

Hello Santa Rosa Quilt Guild,

I am truly humbled by your confidence and by such a grand and special award. I am still a little squishy. I find myself pausing to reflect; a moment of disbelief and then a smile that I can feel in my cheeks and I am grateful...and then a little squishy, more reflections, and so on and so on. I know it doesn't seem like it but I am speechless.

When I reflect, the company I find myself in overwhelms me. These women are pillars and have done great things to benefit the status and integrity of this guild. They've built a library. They organized the newsletter and put it online. They re-wrote the by-laws, policies and procedures, and facilitated the making and distribution of over ten thousand quilts! And then there is me...

When I was in my mid twenties someone told me that I had the heart of a servant. I was instantly annoyed, perhaps insulted. Living the "dream" of a stay-at-home mom with babies in cloth diapers, I already felt like a servant so I was unimpressed by this prognostication. Days turned into decades. I was making quilts for people I don't know who need a warm cuddle. A girlfriend, whom I shall not embarrass by naming (thank you, Tina White), approaches me and tries to give me direction by inviting me to attend a meeting of the Santa Rosa Quilt Guild. In the most loving way, she nags me (and nags and nags) and finally, after exhausting all my excuses, I agree to go.

My first meeting in February 2008 - a Quilt-a-thon! I am awestruck; there are over 100 members in every phase of quilting - sewing for the troops, infants, children in foster care, the elderly, and the various shelters. I am in the company and care of sisters, mothers, aunties, girlfriends, and grandmothers (and a few dudes...) sewing for charity - and honing their skills - with happy hearts in an organized fashion with maximum distribution. And...they're having fun. SOLD!

Since joining, I have been on a mission, feeling as if I need three or four more lifetimes to sew and quilt all of projects I want to experience. Sometimes I feel like a mad scientist, sometimes a butterfly, fluttering from one project to the next. But mostly I just feel manic - I hope in a good way.

The personal enrichment that comes with volunteering hardly feels like work at all. I have enjoyed my time with SRQG understanding along the way that my contribution is service with a smile. I am happy...and still speechless!

Thank you ever sew,
Rhonda Denny
Honorary Life Member, 2015



SANTA ROSA QUILT GUILD



CONTACT INFORMATION

PRESIDENT

Vicki David

president@santarosaquiltguild.org

VICE PRESIDENT

Jim Jensen

NEWSLETTER EDITOR

Jan Andrews

editor@santarosaquiltguild.org

MEMBERSHIP

Rhonda Denny, Jan Westerman
& Jan Andrews

membership@santarosaquiltguild.org

PROGRAMS

Rhonda Denny & Phyllis Gallaway

programs@santarosaquiltguild.org

MEETINGS AND MEMBERSHIP

The Santa Rosa Quilt Guild meets the first and third Thursdays of each month (in December only one meeting is held on the first Thursday) at 10:00 a.m. at the Scottish Rite / Masonic Lodge in Santa Rosa, 600 Acacia Lane, between Mission Boulevard and Middle Rincon Road on Highway 12 east of Santa Rosa.

Membership dues are \$35 per year. The calendar year is January to December; new member's dues are prorated. Regular meetings, special programs, use of the extensive library and special discounts from some affiliates are benefits of membership. For More information or to send a check for dues email:

membership@santarosaquiltguild.org

Local Quilt Guilds

NORTHERN CALIFORNIA QUILT COUNCIL

<http://www.ncqc.net/>

Carquinez Straight Stitchers (Benicia)

<http://www.cssquilter.org/>

Diablo Valley Quilters (Danville)

<http://www.diablovalleyquilters.com/>

East Bay Heritage Quilters (Albany)

<http://ebhq.org/>

Guild of Quilters of Contra Costa County

<http://www.gqccc.org/>

Ladies of the Lake Quilt Guild (Kelseyville)

<http://www.llqg.org/>

Mendocino Quilt Artists Guild (Ukiah)

<http://mendocinoquiltartists.blogspot.com/>

Monterey Peninsula Quilters Guild

<http://www.mpqg.org/>

Moonlight Quilters of Sonoma County

<http://www.mqsc.org/>

Mt. Tam Quilt Guild (Marin County)

<http://www.mtqg.org/>

Napa Valley Quilters Guild

<http://www.napavalleyquilters.org/>

North Wind Quilters Guild (Fairfield)

<http://www.northwindquiltersguild.com/>

Pacific Piecemakers Quilt Guild (Gualala)

<http://www.pacificpiecemakers.org/>

Pajaro Valley Quilt Association (Aptos)

pvqa.org

Peninsula Quilters Guild (Redwood City)

<http://www.peninsulaquilters.org/new/home.php>

Petaluma Quilt Guild

<http://www.petalumaquiltguild.org/>

Piecemakers Quilt Guild of So. Alameda Co.

(Fremont)

<http://www.piecemakersguild.org/>

San Francisco Quilters Guild

<http://www.sfquiltersguild.org/>

Santa Clara Valley Quilt Association

(Campbell)

<http://www.scvqa.org/>

Sonoma Quilters United in Loose Threads

<http://sonomaquilt.webs.com/>

Vallejo Piecemakers (Vallejo)

vallejoiecemakers.org