



# Stitch 'n Times

Santa Rosa Quilt Guild  
P.O. Box 9251, Santa Rosa, CA 95405  
August 2016 • Vol. 40 • No. 8

## President's Message

Although being president of the Board for SRQG can bring occasional challenges, I would not be able to conduct my duties without the steadfast support of the other board members and committee chairs. Most of all, I am incredibly grateful for the hard work and dedication of Linda Hooper. Not only is she Vice President, and therefore in charge of room layout, sound system and video setup, coordinating space for visiting opportunity quilts, and helping me keep my sanity, but she is also our website manager. This year she coordinated several changes with the website and has worked hard on cleaning up the archives. She photographs the creations we share in "Show and Tell" and has them posted on the website in record time (I know how much work that is because I used to do it myself and it took me 5 times as long). Linda presented another intriguing "Mystery Quilt" challenge this year, and has taken on organizing our plans for this year's Founders Day. She is a true gem, and I am so thankful for her wise counsel.

During our August 4<sup>th</sup> meeting, Linda will provide a refresher course for all of us on how to navigate the website.

One of my presidential responsibilities is to reply to inquiries that come through our website. It's been an interesting mix of emails; from requests to sell tickets for opportunity quilts from other guilds; to several offers of fabric and book donations from the general community; to a search from Australia for contact information of a quilter for whom I could find no information; to various cryptic messages from Russia, Sweden and Africa.

And then sometimes I get an email like this:

*Dear Santa Rosa Quilt Guild,  
Thank you so much for the beautiful quilt.  
It's amazing. We got one that has beautiful fall colors, leaves, and pine needles on it. Our home use to be decorated with all sorts of nature stuff so it fits us perfectly. We lost our home and everything we ever owned at Cobb in the Sept 12th 2015 Valley Fire. It was devastating, but we are rebuilding our lives and our home. It's so expensive! Even with insurance we will have to use our contents money as well just to build the same house we use to have. When we move in we'll have this beautiful gift to start our new lives with. Either my husband and I or one of our two sons will use it.  
Thank you again so much, God Bless and thank everyone at your quilting guild [for the] wonderful thing you have done.*



*Karrie, Bill, Will, & Sean Gross*

On behalf of all our members, a big "thank you" for the terrific work done by Betty Upchurch, Jan Westerman and so many others who provided quilts for the Valley Fire survivors.

Santa Rosa Quilt Guild ROCKS!

**Jim Jensen**

# 2016 Programs

## SANDRA BRUCE

August 18 & 19, 2016

Sandra is a quilt artist who lives in Grass Valley, CA and has been teaching and operating her own longarm business since 2010. She combines her love of lettering and illustration into her quilts and loves to incorporate writing into her quilting motifs. She is known for her portraits in fabric and her use of color. "Material Matrix", which involves interpreting a gridded photograph with fabric is a process that is different than other gridded photograph methods in that it involves piecing and a loose, representational style inspired by the painter, Chuck Close.



These can be seen on her website:

<http://www.sandrabrauce.com>

She belongs to the Pine Tree Quilt Guild, Mountain Art Quilters, Artistic Alchemy, and the Northern California Quilt Council.

### August 18 Program

#### **"The Paths Taken"**

Sandra will do a lecture and trunk show that showcases her work, her background, and the road that led her to develop her "material matrix" technique. She will also be talking about use of color.

### August 19 Workshop

#### **"Color Dance"**

A fun wonky and colorful log cabin quilt. She will be teaching the design the curved border and colorful pieced border. She will be focusing on the use of color and value and recommends students bring fabrics in the color families on the quilt. This is a great stash busting project for all those fabrics you can't part with but don't know what to do with. The finished quilt is 70"x 70."



 Jan Nilsen

August 2016

## JAN SOULES

October 20 & 21, 2016

Jan Soules has been quilting since 2000. She has never settled on one style, preferring to mix appliqué and pieced blocks using her sense of color and design to create her "treasures." Choosing colors and fabrics are her favorite part of the process and she carefully selects each piece in her so called "scrap" quilts. Her creativity continues to take her in different directions. She has won many awards and had her quilts in AQS shows, PIQF, Road to California and the Hoffman Challenge traveling show.



She completed a course in judging and wearable art sponsored by the West Coast Quilt Judging Academy in 2012. Jan is a member of the Elk Grove and River City Quilt Guilds.

She is scheduled to be artist in residence at Empty Spools at Asilomar for session one in 2017.

### October 20 Program

#### **"Spectacular Borders, from Basics to Beyond"**

This lecture includes a discussion of various border treatments, with emphasis on what works and why. She will use her prize winning quilts to demonstrate the different border treatments and explain how you can turn an ordinary quilt top into an extraordinary one!

### October 21 Workshop

In this quilt you will make large colorful blocks from strip sets. You will learn how to make a template. There is no matching of seams required so you can be free to create your own unique work of art. Each quilt will be individual and unique treasure. The pattern can be adapted to any size quilt. You can stick with a color theme or use a variety of colors and patterns. It is your creation so gather your fabrics and have some fun. This one is a great scrap buster!



 Jan Nilsen


[www.srqg.org](http://www.srqg.org)



## Community Quilts

We hope you are all having a good summer. If you are working on a community quilt at home please remember we always need more "boy" quilts for the NICU. Also, check the sizes on the chart for the various sizes that we need. If you need flannel backing for a quilt, Janet Tonkin has a lot of the guild's flannel at home, and Nancy Stedman has batting for community quilts. You can get either item at our regular meetings.

Thank you to all who so generously participate in making quilts for our community!

 Pam Beebe, Laura Barrett,  
Nancy Stedman & Janet Tonkin

**UFOs are due  
September 4th!!**

**That gives you all of  
August to complete  
your UFO goal.**



Fran Threwit

## COMMUNITY QUILT SIZES

If you are making donation quilts on your own, these are the approximate sizes most needed.

32" x 40" Baby Quilts	For Sutter & Memorial NICUs, Public Health nursing, & teen moms. We provide kits for making the tops, or you may use your own fabrics.
40" x 60"	For Valley of the Moon and other Organizations serving children in need. Please use bright colors for young children or fabrics that will appeal to teenagers.
50" x 65"	For 18 year olds aging out of the Foster Care system and for women residing at the YWCA Safe House.
40" x 60"	Lap quilts for adults. Given to Secret Santa, women being served by Verity, seniors in local convalescent hospitals, & others.
Doll Quilts	For little girls & boys. We collect them throughout the year and donate during the holidays.

Thank you to all who are involved with this important outreach project!

### UPCOMING EVENTS:

#### Floriani Hands On

2 Day Event • \$199  
September 15-18, 2016  
Early Bird Price:  
\$169 until August 25<sup>th</sup>

#### Anita Goodesign

Tis the Season  
Sacramento Store  
2 Day Event • \$99  
October 6-9, 2016

#### Anita Goodesign

Sonoma Co. Fairgrounds  
2 Day Event • \$99  
November 4-5, 2016

WILMINGTON  
*Batiks*



## WP's Quilts in a Trunk PLUS MORE



Learn about the history of Wilmington Batiks, the fabric design and printing process. View the newest fabric lines from Wilmington Fabrics as well as the Essential Basic Line. Plus, see over twenty quilts to inspire and delight.

Friday, September 9<sup>th</sup> 10am - 12pm • Santa Rosa  
Saturday, September 10<sup>th</sup> 10am - 12pm • Sacramento

**Registration only \$10! Visit [www.MeissnerSewing.com](http://www.MeissnerSewing.com)**

*Meissner*  
Sewing & Vacuum Centers

**Sacramento**  
2417 Cormorant Way  
(916) 920-2121

**Folsom**  
98 Clarksville Road, Ste. 130  
(916) 984-7071

**Roseville**  
9250 Fairway Dr., Ste. 110  
(916) 791-2121

**Santa Rosa**  
1250 Mendocino Avenue  
(707) 575-5259

## Library News

The following is a list of the books that came into our possession since our last newsletter. For images of the covers and more detailed descriptions of the items, just click on LIBRARY on our website [www.santarosaquiltguild.org](http://www.santarosaquiltguild.org). Linda Hooper has written easy-to-understand directions about how to utilize the library site. To locate her instructions, click on the underlined "here" in the second paragraph at the top of the library page. Let me know if you would like guidance with the site and we'll sit down at the Library's laptop computer after a meeting. *A hint: if you are looking for an author, remember to type in the last name first, and if you are searching for a book title, type in the first "important" word leaving the a, an, and the's 'til the end.*

QUILTER'S ACADEMY – VOLUME 5 – MASTER'S YEAR by Harriet Hargrave and Carrie Hargrave-Jones

ONE WONDERFUL CURVE by Jenny Pedigo and Helen Robinson (requested by Mary Anne Hayre)

KANZASHI IN BLOOM – Fold-and-Sew by Diane Gilleland (requested by Mary Anne Hayre)

CRAZY AS A QUILT by Arlene Sachitano (#8 in the Harriet Truman/Loose Threads Mystery novels – MUST read in order!)

TWIST-AND-TURN BARGELLO QUILTS by Eileen Wright (donated by Georgiann Morrissey)

GOING WEST! QUILTS AND COMMUNITY by the Smithsonian (donated by Pam McVey)

SIMPLE BLESSINGS by Kim Diehl (a donation)

SIMPLE TRADITIONS by Kim Diehl (a donation)

SCRAP QUILT SENSATION by Katherine Guerrier (a donation)

AMAZINGLY SIMPLE STAR QUILTS edited by Jeanne Stauffer and Sandra Hatch (a donation)

Be sure to let me know if you find an item that our library needs!

*Have you pawed through the ever-growing box of rulers, templates, and stencils that have been donated to our library for members to check out? Many thanks to Carole Behlke for organizing these for us (see the list of items on our blog!).*

Library News continued →

August 2016

## Friendship Blocks

Thanks to everyone for doing such a great job with the friendship blocks. We have a few more 9-patch community quilts friendship blocks available to be assembled. This is an easy FB credit. All the fabric is provided and precut. All you have to do is sew them together. Linda Gilbert is also looking for more San Francisco Friendship Blocks. So anyone even thinking about doing one "**It's not too late!**" So far she has 9 turned in. Please let me know if you want to do one! Directions are on the website. Happy Quilting!



Cheryl Dudley

### Library News continued

And don't forget that we have magazine subscriptions to:

FONS AND PORTER'S LOVE OF QUILTING, QUILTERS NEWSLETTER (all of the issues since the very beginning!), MACHINE QUILTING UNLIMITED, AMERICAN QUILTER, QUILTMAKER, MODERN QUILTS UNLIMITED, MODERN QUILTS, QUILTING ARTS MAGAZINE, MODERNE (from Quiltmania)


Plus many past issues of:

QUILT LIFE (Alex Anderson and Ricky Tims - Discontinued with the October 2014 issue -darn!), MINIATURE QUILTS, JAPANESE magazines, QUILT-MANIA (European)

Wearing your nametag is a huge help to everyone. This is an excellent way for us to get to know each other.

Check out as many of our more than 3,191 books, DVDs, and CDs, plus magazines, as you wish ~ just remember to return them to the very next meeting, pretty please, as there are so many members in the guild who also wish to use the items.

Our library needs many, many volunteers. You do not need to formally sign-up to help – we'll take whatever time you can spare before or after any meeting. If you do not like the job you are given, don't be shy – let us know what you would rather do. I can never thank everyone enough for their assistance and support with making our library the best in the entire world!



Sharon  
'The Librarian'  
Fry

[www.srqg.org](http://www.srqg.org)

## Sew-A-Row

A big THANK YOU to all who are participating in the 2016 Sew-A-Row Program. Each Sew-A-Row has its own personality and all of them are beautiful. I am always amazed at the artistic talent in our guild. Please stop by the hanging display at the next guild meeting and consider adopting one (or more!) and putting your talents to work. Remember, you need to participate in order to win one of these beauties.

 Genelle Voorhees

### The Pointless Sisters Art Quilt Group

presents

#### "The Russian River Watershed in Fabric"

Heron Hall Gallery

at the

Laguna de Santa Rosa Foundation through  
September 13th


Please call ahead to make sure you can view  
the art. Phone [707-527-9277](tel:707-527-9277), ext. 107.

## Block of the Month

### August


### Cool

Full pattern is on our  
website!



 Diana Roberts

## Sunshine



Knowing that someone cares can really make a person's day brighter. Please contact me by phone or email if you know someone who could use a card from the SRQG.

Happy Sewing,  
Jan Westerman  
(Ms. Sunshine)

## Technique Sharing Workshops

At our August 4<sup>th</sup> meeting, Linda Hooper will show us how to navigate our guild website. This information will be SO helpful to us all! Thank you, Linda.

Usually TSW's are held after lunch near the stage; however, Linda will hold her TSW sometime during the meeting.

A BIG thank you to Sharon Fry for her TSW at the July 21<sup>st</sup> meeting called "Sew Simple Pineapples." Sharon is a lovely public speaker and quilter. Her parrot, Rosie, helps sort out her projects at home! (smile) Sharon's TSW had almost 40 members in attendance, and she had great samples of each stage of the block. Very informative! Some ladies seemed to be familiar with the "pineapple" block, but I was not and look forward to trying it!

By the way, Sharon does a wonderful job keeping our library organized. Everything has a category; however, if you can't find what you are looking for, just ask her, Joy McGoran, or me! You need to take the book, magazine, or DVD to library helpers, they (or you when you are more familiar with the process) will pull the card inside the front cover. It will have a space for your name and date checked out. Please try to return your items by the next meeting. If you need to keep them a bit longer, just let Sharon or the other ladies know.

The silent auction tables and fabric remnant tables are a source for additional funds dedicated to the library to buy more books, etc. When Jim, our wonderful president, announces that the silent auction tables are closed to further bidding, please go back and see if your bid was the highest. Then, put that amount into library jar. Whatever you deem fair for the fabric remnants that you are taking home, also put into library jar. If Joy has started to gather everything to put in storage for next meeting, check the tables against the wall—you might find your item with the post-it that has your name and winning bid. Again...money into the jar, please!

On a metal rolling cart by the library ladies there are novels to check out, too. It's a good idea to ask Sharon if the novel is in a series. If so, she usually suggests starting with the first book to get to know the characters that may resurface in the next novel or later on. Again, please check out the books with the library ladies.

Last but not least, Sharon has gathered rulers and templates in a box in the library. If you are trying a new technique and would rather not buy that "special" ruler, look in the box. Check it out with library ladies. If you have rulers that you no longer want or need, please donate to the box for other members.

 Linda Gilbert

[www.srqg.org](http://www.srqg.org)



## Cindy Needham Workshop

**Machine Quilting Feathers and Backgrounds**  
**CINDY NEEDHAM, July 22 & 23, 2016**

We gathered early on Friday at the Sonoma Wine County Hilton and set up our machines. I heard a few comments like "I am not sure if I should be here," "this seems like a really advanced workshop," "I hope I can get something out of this as I am such a novice".... Cindy put us all at ease and assured us that all skill levels were welcome and would get something out of the workshop. After listening to her explain about thread, needles and basic patterns we were set loose to work on our feathers and background fillers with our sample piece and her many samples of Superior threads. Pretty soon there were comments like, "I think I can do this," "Wow, look what you just did," "I didn't think I would like silk threads and I love the way it looks on these patterns," etc.



Marlene Sullivan with Cindy Needham.

Cindy is a wonderful teacher and gave each of us encouragement and the time we needed to get our questions answered. At the end of the two days we were all feeling much more confident in our skills and some amazingly beautiful quilting samplers were made. The Hilton was a comfortable venue with lots of room and a great lunch!



Laura Barrett works on her class sample

Overall a great workshop!!! Thanks Cindy! A special thank you to Debbie Neal Martin for arranging the Hilton for us!

 Jan Nilsen

## 2016 Guild Challenge

Hello Santa Rosa Quilters....

Well the time is here....Challenge Quilt reveals are scheduled for our meeting August 4<sup>th</sup>. Don't forget to bring them along for a fun show and tell....and a few treats as well.

 Carole Behlke

## Boutique and Raffle

Chris Nolen, you were really missed at the last meeting. Numerous members inquired as to where you were, and if you well. They reported they had no one there to remind them to buy their raffle tickets!

Winners of the raffle for July 21st were: Elaine Tucker, Becky Stanley, Joanne Meaney, Cheryl Dudley and Pam McVey.

Be sure to come by the boutique and check out the latest order of Superior threads. We have a large supply and selection right now.

Thank you to everyone to participating in the boutique and raffle. It takes all of us to make the Guild a success.

 Betty Upchurch

Right:  
Chris Smits works on her Ultimate Stencil sample.

Below:  
Beautiful quilting on Cherrywood fabrics with wool batting.



# 2016 Executive Board & Committees

President	<b>2016 ELECTED BOARD</b>	Field Trips	Wendy Mouille
Vice President	Jim Jensen	Finance	Phyllis Gallaway
Treasurer	Linda Hooper	Friendship Blocks *	Cheryl Dudley
Secretary	Phyllis Gallaway	Historian *	Sharon Fry
Program Chair	Carol Behlke	Hospitality *	Carolle LeMonnier, Judy Lindberg
Program Chair Elect	Jan Nilsen		Georgiann Morrissey
Parliamentarian	Janice Rodgers	Library *	Sharon Fry
Members-at-Large	Dianne Cheli	Membership *	Jan Andrews, Sue Gragg
	Sharon Fry	Newsletter Editor & Circulation *	Jan Andrews
	Joy McGoran	Newsletter Proofreading	Diana Roberts
	Pam McVey	Nominating	Dianne Cheli
	Jan Andrews	Opportunity Quilt Ticket Sales *	Pam McVey
		Sew-A-Row *	Genelle Voorhees
Block of the Month *	Diana Roberts	Sunshine *	Jan Westerman
Boutique *	Betty Upchurch	TSW (Tech. Sharing) *	Linda Gilbert
Bus Trip	Wendy Mouille	UFO Challenge	Fran Threewit
Challenge Quilt	Carole Behlke	Videographer *	Linda Hooper
Community Outreach *	Mirna Estes	Website *	Linda Hooper
Community Quilts *	Pam Beebe, Janet Tonkin and	Welcoming Committee	Rhonda Denny
	Laura Barrett	Past President	Vicki David
Email Coordinator *	Sharon Fry		
Fair Liaison	Pam McVey		

\* Standing Committee

# Remember!

- NAME TAG • SHOW AND TELL • COFFEE MUG •
- LIBRARY BOOKS • LUNCH • NO PETS • NO FRAGRANCES •
- REUSABLE PLATE & FORK • CELL PHONE ON SILENT •

## SRQG 2016 Calendar

### AUGUST

- 4**      **Business Meeting**  
Sew-a-Row: Fourth Row Due  
Guild Challenge Due  
TSW: Toni Anderson ~ "Quilt Journals"
- 7**      **Sonoma County Fair Ends**
- 18**      **Program Meeting**  
**Sandra Bruce** ~ "Material Matrix"
- 19**      **Workshop**  
**Sandra Bruce** ~ "Color Dance"  
Luther Burbank Art & Garden Center  
9:00 a.m. to 3:30 p.m.  
8:30 a.m. for set-up

No Board Meeting this month

### SEPTEMBER

- 1**      **Business Meeting**  
UFO Challenges Due
- 15**      **SRQG's 40th Anniversary**  
**Founders' Day Potluck**  
Sonoma County Fair Winners honored  
Guild Awards presented
- 22**      **Board Meeting**
- 29**      **FIFTH THURSDAY RETREAT!**  
Luther Burbank Art & Garden Center 9:00 - 3:00  
Bring your own project or work on a community project! **All are welcome!**



# Santa Rosa Quilt Guild Affiliates

## ANIMAL COIN.COM

Ann Nolen  
1007 Baird Rd. ~ Santa Rosa  
888-1837  
<http://www.animalcoin.com/>  
[ann@animalcoin.com](mailto:ann@animalcoin.com)  
Online Sales Only

## BOLT

Kate Barrett  
219 N. Cloverdale Blvd. Cloverdale  
894-2658  
Tues. - Sat. 10:00 - 6:00  
<http://www.boltcloverdale.com/>  
[info@boltcloverdale.com](mailto:info@boltcloverdale.com)  
10% discount for SRQG members

## BROADWAY QUILTS

Gery Rosemurgy, Owner  
20525 Broadway Sonoma, CA 95476  
707-938-7312  
[www.broadwayquilts.com](http://www.broadwayquilts.com)  
Mon-Sat 9:30-5:30, 11-3 Sunday

## COUNTRY MOUSE

### CUSTOM LONGARM QUILTING

Carol Stevens Marcia Seeley  
707-372-1350 707-571-8284  
1695 Willowside Road, Santa Rosa CA 95401  
[countrymouse@gmail.com](mailto:countrymouse@gmail.com)  
Hours by Appointment

## THE LONGARM LADY

### AT QUILTY PLEASURES STUDIO

Custom Machine Quilting by Gari Jones  
112 Schoolhouse Lane Geyserville, CA 95441  
217-0087  
Hours by Appointment  
[gari.j@juno.com](mailto:gari.j@juno.com)

## MARIAN'S MAGIC NEEDLE QUILTING

Custom Machine Quilting  
Marian Drain  
1140 Sanford Ranch Rd. Ukiah, CA 95482  
472-0195  
Hours by Appointment  
<http://cuddletimequilts.wordpress.com/>  
[cuddletimequilts@me.com](mailto:cuddletimequilts@me.com)

## MEISSNER SEWING & VACUUM CENTER

Authorized Baby Lock, Brother, Bernina,  
Janome and Gammill Dealer  
1250 Mendocino Ave. • Santa Rosa, CA 95401  
707-575-5259  
[www.MeissnerSewing.com/household/](http://www.MeissnerSewing.com/household/)  
Mon - Sat: 10:00 to 6:00

## PARKSIDE SEWING MACHINE CENTER

Authorized Bernina and Janome Dealer  
Jim and Annemarie Wyllie  
410 Santa Rosa Ave. Santa Rosa, CA  
707-576-1430  
Mon.- Fri. 9:28 - 5:04  
Sat. 9:03 - 12:04

## QUILTED VINE

Machine Quilting  
Lynda McLean  
2080 Mt. Olive Way Santa Rosa, CA  
707-528-4256  
Hours by Appointment  
[quiltedvine@sbcglobal.net](mailto:quiltedvine@sbcglobal.net)

## THE TREASURED THREAD

Custom Quilting & Embroidery  
Diane Bare  
304 Burt St. Santa Rosa  
707-571-2078  
[Diane@thetresuredthread.com](mailto:Diane@thetresuredthread.com)  
Afternoon, Evening & Weekend hours

## VILLAGE SEWING CENTER

### VILLAGE SEWING OF UKIAH

John Furtado  
1455 Santa Rosa Ave. #B-1, Santa Rosa, CA  
707-544-7529  
1252 Airport Park Blvd., Ukiah  
707-467-9383  
Mon. - Fri. 10:00 - 6:00  
Sat. 10:00 - 5:00  
<http://www.villagesewing.com/>