



President's Message

Our little corner of the world changed drastically six months ago; some for the worse, some for the better. For many of us, memories of living through the week of smoke and fear have become softer. So much has returned to "normal." For a precious group of our friends, the reality is much harder to push to the side, and "normal" has been redefined. We continue to hold the "Cinder Sisters" very close to our hearts.

The outreach by the world's quilting community has been truly inspirational. Many of you know the story, but this is my understanding of how we became beneficiaries of the generosity of quilters who wanted make a difference. I read that someone who had been a speaker at our guild was teaching in Texas. She spoke to the guild there and mentioned that she had heard about the SRQG members who had lost their homes and the guild losing all of our stash for community quilts in the fire. A quilter at that meeting came up with the idea of promoting a "fat quarter drive" for SRQG so that we could replenish our stash.

From there, the fat quarter idea was posted on the "Quilt Along with Pat Sloan" Facebook page. The post went viral. My first knowledge of this effort happened after the flow of boxes started coming into our post office box, which was after our October board meeting. On the "contact us" page of our website, there is a box where one can send a message to the president. In the 21 months prior to the fire, I may have received five messages. Suddenly I was getting 10 to 15 messages a day – people writing that they saw the post on Pat Sloan and wondering how they could help. Other people writing they saw the post on a Moda blog, another blog in Washington, and several other sources. There were so many connections made, we'll never know all the players in this production. We did not want to squelch anyone's desire to express their support, but by the second week it was obvious that we would be inundated. I posted a request on our website to not send us any more donations. I replied to everyone who wrote to the website that they should redirect their donations locally. However, the dam had been breached and there was no way to stop the flow.

Our first task was to figure out where we were going to store all these boxes until we could work with them. Surely this will go on for a week or two and it will be done. Linda Hooper and I suffer from the same malady of having a spring-actuated arm, and she volunteered the new storage shed her husband, Ron, had just recently finished building. Little did we realize that the flow of boxes would not stop until March. For several weeks, I would visit the post office daily and fill my car, sometimes having to leave boxes there because my car wasn't big enough to pack them all. Many boxes were being delivered directly to Linda's house as well. By the time the tide receded, the storage shed was about 50% filled with boxes – about 8' high by 15' wide by 6' deep. That comes out to 720 cubic feet, or almost 30 cubic yards of fabric, which is enough to fill 30 pickup trucks. The storage shed started showing a definite tilt. Starting in January, Linda and I, with the help of Jan Andrews, Alana Coburn, Vicki David, and Toni Anderson, met about once a week to open boxes and sort fabric into bundles. I saved the return addresses on all the packages with the intention of sending out thank you post cards at some point. Many of you have participated in the results of the fabric project, and have graciously purchased fabric bundles at a great value. When the fabric sale is done, hopefully soon, all proceeds from the sale will go to the "Cinder Sisters."

The statistician in me (no, that does not qualify me to be treasurer at some point in the future) was curious to see a breakdown of all the numbers:

) We recorded the addresses from 908 boxes and envelopes. A few folks sent just a fat quarter in a number 10 envelope; many sent us several boxes. Those return addresses don't reflect the number of people who were actually reaching out to us because many were from guilds, and the boxes represented the giving intention of hundreds more people. Postage on these packages came to over \$9,000.

) Many quilters included threads, needles, templates, books, and other notions. Several sewing machines were offered or donated for the Cinder Sisters, but at the time, most of the fire survivors had either

President's Message continued

replaced their machine or had no room for one. I donated an old Kenmore to Good Will and another one in a cabinet to Village Sewing Center because I had no room to keep them and no one wanted them.

) Donations were sent from at least 80 guilds throughout the country.

) Donations were received from 49 of the 50 states in the union.

) Donations were received from Australia, Canada, England, Germany, Mexico, and Scotland.

) California provided 25% of the number of donations, followed by Washington, Texas, Florida, and Arizona. We even received several donations from Ventura right at the time they were experiencing their own devastating fires.

Janet Tonkin received 178 finished quilts and 52 tops; 124 of those quilts have been distributed.

My deep gratitude goes to Ann Nolen, Chris Nolen, and Justine Lott for taking on the task of creating and sending out the "thank you" to all the donors (so much better than my vision of a thank you post card!). As an excellent example of the cohesiveness of our wonderful guild, they set up a spontaneous envelope stuffing party at the end of our April 5th meeting. It was wonderful to see everyone participating. Truly, we are all in this together.

Even our "thank you" letter has been getting response:

From Facebook –

"Had a lovely letter from the Santa Rosa Quilt Guild. I love the round Agave stamp. Thank you ladies and gentlemen!" – Kay Bell, Hawick, Scotland

"Heard of (your) need for fabrics after (the) fires in your area and sent boxes of fat quarters. Received a WONDERFUL thank you note which I shared with our guild (Camarillo Quilters Association) in Ventura County today. Two members asked if you needed more. They would love to help. I gave them the address on the thank you note envelope." – Margaret Booker, Ventura, California

"I received your amazing thank you note yesterday for fabric sent following the devastating fires. Your thank you was so clever, sincere ... heartfelt. I hope you are getting back on your feet and back to your machines! Sonoma Strong, indeed!" – Emily Pollock, Tucson, Arizona

"I received a moving thank you letter. Sending my best wishes to all the quilters in Santa Rosa and the surrounding area. What a gracious thank you!" Nancy Arseneault, Tucson, Arizona

A note I received: *"I was so moved by your lovely thank-you that I have to respond. The many heart-felt messages touched my heart. On my recent birthday, my daughter gave me a coffee mug with the saying that made me laugh out loud. Hope you like it too! "I turn thread and fabric into quilts. What's your superpower?" I sincerely hope that by exercising your superpower, it will aid in the healing. I send you all my love, Martha Nelseth, Palo Alto, California"*

Paula Butler from Fort Bragg, CA sums it up. "Quilters are good people!"



Jim Jensen

Programs and Workshops

May 17 & 18, 2018

Maggie Ball

www.dragonflyquilts.com

Thursday lecture:

Quilters Without Borders

Friday workshop:

Op-art Kaleidoscope

Cost: \$40.00



June 21 & 22, 2018

Mel Beach

www.melbeachquilts.com

Thursday lecture:

Challenge Yourself

Friday workshop:

Magnificent Mandalas

Cost: \$40.00



July 19 & 20, 2018

Karla Alexander

<http://www.saginawstreetquilts.com/>

Thursday Lecture:

Lift the Quilts Out of Your Stash

Friday Workshop:

Circle Play Art Deco

Cost: \$40.00



Sewing circles has never been so much fun! No worries if you've never sewn curves before OR if you prefer straight seams! You will leave this workshop a master of curves! Come ready to experiment and learn new, exciting techniques to create waves, perfect circles, free-form cut ovals, arcs and gentle curves. Nothing is set in stone, changes are welcome and you will be encouraged to follow your in-

Programs and Workshops continued →


Boutique and Raffle

The Raffle still needs someone to sell tickets at the Program meetings as Chris now has other obligations and will be missing future meetings. With over 100 active members there should be plenty of volunteers without using those with Committee or Board commitments. The business meeting netted \$211 from the boutique and raffle, and \$199 was from the raffle so it is an important part of our fund raising. Thank you to everyone who participated. The winners were: Wendy Mouille, Barbara Cortelyou, Ann Nolen, Sue Gragg, and Dorothy Murray. Congratulations to the winners and again thank you to all who participated in buying tickets.

🌸 Betty Upchurch

Volunteer!

We have opportunities everywhere, and it's a great way to make new friends, and help our guild!



For the Record

The minutes of our meetings can be found archived on the blog on our website. Please review them and report any corrections to Janice Juul or Jim Jensen.

Programs and Workshops continued

instincts while exploring additional options. Of course you are always welcome to follow my preplanned pattern instructions step by step if that is your style. Tackling and understanding the curve is the object of this workshop.

Seats are still available in all three of these SRQG workshops.

Contact me for registration details!

🌸 Rhonda Denny

Library News

The following is a list of the books that came into our possession since our last newsletter. For images of the covers and more detailed descriptions of the items, just click on LIBRARY on our website www.santarosaquiltguild.org Linda Hooper has written easy-to-understand directions about how to utilize the library site. To locate her instructions, click on the underlined "here" in the second paragraph at the top of the library page. Let me know if you would like guidance with the site and we'll sit down at the Library's laptop computer after a meeting. *A hint: if you are looking for an author, remember to type in the last name first, and if you are searching for a book title, type in the first "important" word leaving the a, an, and the's 'til the end.*

Want to know what our Go! Baby Accuquilt cutting system is all about? Type in Go! in the Search box at the top of our website's Library page and learn not only what it is, what it does, but also find a list of our dies. You can also find all of our Go! "toys" listed at the bottom of the Library's Home Page on our website. Our thanks to guild member Mary Reder for sharing her Go! Baby cutting machine with us. Also, a thank you to Linda Silva for giving our guild the next-larger size of cutter and many dies that she won in a raffle. Reserve the machines and dies just like a library book. Yes – we give (free) lessons!

Our brand new library items:

SIMPLE HARVEST by Kim Diehl – requested by Carole Behlke

QUILTFOLK – Issue 6 – Arizona

CUPCAKES! – Edited by Lynn Koolish – every type of cupcake, from those that hold pins, quilts, tote bags, invitations to parties, to those with lots of calories – donated by Betsy Smith

BLOCK – SPECIAL BABY ISSUE – VOLUME 5, ISSUE 1, 2018 – donated by Jan Andrews

GO! CUBE – Quilt in a Day – Eleanor Burns – Mix and Match Blocks and Quilts – 6, 8, 9, and 12" Blocks using the AccuQuilt Go! Cutters – a donation

IMPROV PAPER PIECING, A MODERN APPROACH TO QUILT DESIGN by Amy Friend – replacement for a new book that was in the Fires

Be sure to let me know if you find an item that our library "needs" (books, DVDs, and Go! Baby dies, magazines).

Library News continued →

May 2018

Pointless Sisters Show

The Rincon Valley Regional Library in Santa Rosa is hosting The Pointless Sisters Annual Quilt Show from May 7 – July 14, 2018.

This exhibit features a variety of quilts: art quilts and traditional quilts created by members of the Pointless Sisters, an art quilt group.

The library is located at 6959 Montecito Blvd., Santa Rosa. Hours: Tues, Thurs, Friday from 10-6; Mondays and Wednesday from 10-9, Saturday 10-6;

 SuLin Mangan

Library News continued

Have you pawed through the ever-growing box of rulers, templates, and stencils that have been donated to our library for members to check out?

Need a fabric pen to sign a block? Sharon 'the Librarian' will loan her personal collection during meetings. Tip: Iron a piece of freezer paper to the back of the area before signing so the fabric stays taut.

And don't forget that we have magazine subscriptions to:


FONS AND PORTER'S LOVE OF QUILTING, MACHINE QUILTING UNLIMITED, AMERICAN QUILTER, QUILTMAKER, MODERN QUILTS UNLIMITED, QUILTING ARTS MAGAZINE, and MODERNE (from Quiltmania).

We also have many past issues of:

PRIMITIVE QUILTS AND PROJECTS, QUILT LIFE (Alex Anderson and Ricky Tims - Discontinued with the October 2014 issue -darn!), _MINIATURE QUILTS, Japanese magazines, QUILTMANIA (European), AND QUILTERS NEWSLETTER (all of the issues since the very beginning until October 2016 when, sadly, they quit publishing).

Wearing your nametag is a huge help to everyone. This is an excellent way for us to get to put names and faces together.

Check out as many of our more than 3,305 books, DVDs, and CDs, plus magazines, (and Go! Baby equipment as you wish) ~~ just remember to return them to the very next meeting, pretty please, as there are so many members in the guild who also wish to use the items.



Sharon
'The Librarian'
Fry

www.srqg.org

Sonoma County Rising: A Challenge Between Friends

My girlfriend, Julie Sahf, asked me about a challenge for just the two of us using silk tie remnants she had picked up somewhere between the prairie and the mid-west. (She had me at silk!) "I'm in," I said. "Let's do it!"



Rhonda Denny with her SoCo Rising Quilt

She divided the gorgeous silks in half. We agreed on a pattern - a heart made with strips - and set a reveal date of April 19, 2018. Then went to our respective corners to create.

I ironed, fused, measured, and cut 1.5" strips. I sewed them together, end-to-end. I ended up with nearly 700 inches in all of the black and gold. Then I did it again with the reds for another 600 inches. As I admired each beautiful piece of silk I thought about the story that Julie told me: a silk tie company was going out of business and selling the scraps at two dollars a bag. She had picked up one and she split it in half with me.

I thought about the people who had purchased the ties for important meetings, weddings, interviews, dances, baptisms, church, and synagogue. Then I thought about the people who worked at the tie company, now defunct. Did they find new jobs? Were they able to start over? What if they lost their homes? What about the children and the community suffering due to job loss? As my mind wandered from situation to situation the scrap silk became a kind of symbol to me. I realized that because of the recent fires here in Sonoma County, we have to start over too. Can we stay? Do we go? Are there any scraps left of our lives from which we can make something beautiful and meaningful? I say yes because behind every scrap is a person, a story, and memories to build again.



Julie Sahf with her SoCo Rising Quilt

 Rhonda Denny

Meissner Sewing & Vacuum Centers

Northern California's Largest Sewing, Quilting, and Embroidery Retailer

Free Classes

with new machine purchase

Low Price Guarantee

We will not be undersold!

On-Site Repairs

By certified sewing machine & vacuum technicians

Largest Showroom

of sewing machine furniture on the West Coast!

Meissner Complete Protection Plan

One of the best warranty plans in the industry!



Authorized Dealer




www.MeissnerSewing.com

Sacramento
(916) 920-2121
2417 Cormorant Way

Folsom
(916) 984-7071
Clarksville Rd. Ste. 150

Roseville
(916) 791-2121
9250 Fairway Dr., Ste. 110

Santa Rosa
(707) 575-5259
1250 Mendocino Ave



MEISSNER SAVINGS COUPON

20% OFF

Accessories & Notions*

Valid May 1 - 31, 2018 in store only



*Offers good May 1 - 31, 2018. Discount taken from MSRP. Not valid with any other offers. Selection varies by location. In-stock items only. Some restrictions apply. See store for details. Although we strive for accuracy in all of our publications, we are not responsible for typographical errors, misprints or printing errors.

Block of the Month

"M is for Majesty" is the name of this month's Block of the Month. The Majesty block incorporates 3 contrasting shades of Ultra Violet or Purple, dark, medium and light. Did you know In the traditional color wheel, violet and purple are both placed between red and blue. Purple occupies the space closer to red and violet is closer to blue. Violet is a spectral color; it occupies its own place at the end of the spectrum of light first identified by Isaac Newton in 1672, and has its own wavelength; whereas, purple is a combination of two spectral colors, red and blue.




The color purple is mainly used to represent royalty and luxury. It can also represent more spiritual ideas such as imagination, spiritual fulfillment and a balance between one's physical and spiritual soul.

Rolled all into one, the Majesty block expresses our own inner beauty. Let your imagination be the guide selecting the dark, medium and light colors for the block. Enjoy!

The directions are on our website: www.santarosaquiltguild.org/block.php.

The Majesty block measures 9 1/2" unfinished and involves sewing 3 long strips together to be cut into 4 - 5" sections. Sew one or as many as you like to increase your winning chances.

***Special Note for New Members:** Join in the fun of sewing a BOM. A new BOM is introduced at the first meeting of each month. You can increase your chances of winning by sewing several blocks because for every block turned in, you receive a raffle ticket. At the first meeting of the following month, a drawing takes place for a Guild members to win the blocks that have been completed that month.

 Cathy Conover & Jeanne Parent

Board Meeting

Thursday, May 24, 2018
10:00 a.m.
Scottish Rite Family Room
All Members Are Welcome

Community Quilts

Our next Quiltathon is Thursday, May 3rd from 9:00 to 2:30 at our usual meeting place. At 10:00 we will break for a short business meeting. The rest of the day will be spent sewing and visiting. The dedicated kitchen crew will provide PIZZA. If your birthday is in May or November please bring some salad or dessert to share.

If you can, bring your sewing machine to do quilting. Don't forget to bring your walking foot or free motion foot. We will have tables set up for pinning and turning the quilts. If you want to sew on labels be sure to bring your needle, scissors, and thimble. Remember a pillow to sit on!

Thursday, May 31 will be another Fifth Thursday at the Luther Burbank Art and Garden Center. You can work on your own projects or help with community quilts. We will be there from 9-3, so come when you can and stay as long as you wish. Bring your own lunch.

In April, 100 quilts went to the Valley of the Moon home. So far this year 152 quilts have gone to local veterans and 60 NICU quilts have gone to hospitals and Public Health. If you are making quilts and/or tops at home we can use more boy or gender neutral NICU quilts. For Valley of the Moon we need some that appeal to teens, especially boys. Quilts also go to adults of all ages.



Pam Beebe, Laura Barrett,
Nancy Stedman & Janet Tonkin

COMMUNITY QUILT SIZES

If you are making donation quilts on your own, these are the approximate sizes most needed.

32" x 40" Baby Quilts	For Sutter & Memorial NICUs, Public Health nursing, & teen moms. We provide kits for making the tops, or you may use your own fabrics.
40" x 60"	For Valley of the Moon and other Organizations serving children in need. Please use bright colors for young children or fabrics that will appeal to teenagers.
50" x 65"	For 18 year olds aging out of the Foster Care system and for women residing at the YWCA Safe House.
40" x 60"	Lap quilts for adults. Given to Secret Santa, women being served by Verity, seniors in local convalescent hospitals, & others.
Doll Quilts	For little girls & boys. We collect them throughout the year and donate during the holidays.

Thank you to all who are involved with this important outreach project!

Quilt Recipients

Cindy and son Scott Fulwider are standing here in front of their lawnmower and repair shop off of Bluebell Drive that was spared from the fire. Unfortunately their house burned in Coffey Park, and they lost everything including a quilt that was a family heirloom. They were very happy to receive the beautiful quilts from our guild, and so touched that Cindy had tears of joy. Good news though, they will be rebuilding on their lot soon.



~Heidi Anderson

Sewing Room Sale

Our annual Sewing Room Sale is scheduled for July 5th this year. Forms may be obtained on the SRQG website in the "Download Forms" tab under "Sewing Room Sale" by choosing "Click here to download." Please turn the forms in by June 7th. You may also obtain the forms at any meeting by contacting me.



 Joy McGoran

Friendship Blocks

We have a new Friendship Block request that highlights 1930's fabric. The sample and directions for Nicki's *1930's Scrap Jar Star* block has been posted on our SRQG Friendship Block page. Take a look and see if this block inspires you. Please contact Janice Juul if you would like to reserve a kit.

FB Credits are earned by making a Friendship Block for a member. You only need 3 credits to request a Friendship Block of your own.

Contact Janice Juul to reserve Nicki's 1930's kit or if you are ready to request a Friendship Block of your own.

Be a friend,

 Janice Juul

Welcome Committee

Welcome Committee presents: **Did you know?**

...that when one volunteers to be a Committee Chair they are given a pink binder with a complete job description? This Job Description Binder also comes with a team of Santa Rosa Quilt Guild members to assist with any of your questions and needs. This binder is a living document and updated every year. Everything you need to know is accessible via the binder from the "Index of Binder Contents" to "How do I submit an article to the Newsletter?" The Guild Calendar - on page one - gives dated material at a glance for planning. Meanwhile, the current budget and instructions for Reimbursements, Direct Pay Request, and Deposit Slips per the Treasurer allows you to see the resources available for your committee. All you need bring is your enthusiasm and "can-do" spirit. The rewards are amazing; being of service first and foremost, friendships made, goodwill towards others and understanding are priceless.

Welcome Committee
Rhonda Denny, Chair
Handmaidens:

Jan Westerman, Loni McDonald, and Janet Tonkin

Quilt Show Volunteers!

The Wine County Quilt Show is just around the corner and we still need help in many areas. There are sit-down jobs such as door monitor, admission, and volunteer check-in, as well as standing jobs, like white glove, set-up/take-down on Friday and Sunday. But most of all we need people with muscle on Thursday evening to help pick up equipment from the storage shed and or return it on Sunday. This is the most important job of all because without the poles, chains, and hooks we don't have a show. Just a reminder, if you do volunteer you receive free admission to the show as well as lunch on the day or days that you work.

Your time is greatly appreciated, thank you.

Please contact:

Dena Harding at gdharding@comcast.net

or Alys Hay at ahayesq@aol.com if you can help in any way.



Technique Sharing Workshops

These are the upcoming technique sharing workshops in the next couple of months. These workshops take place after lunch on dates listed below. Our members share their skills and insights. We have a very talented group of sewers and quilters so be sure to take advantage of them.

May 17, 2018

QUICK PLACEMATS with Genelle Vorhees

Learn to make placemats using your scraps/stash, or orphan blocks. You can make them for yourself or as gifts for others. Your imagination is all that is necessary.



If you would like to participate in the Meals on Wheels placemat giveaway, you are welcome to make placemats any size and any style and hand them in to Genelle. If you want to make placemats for Meals on Wheels, but would prefer to make them using a kit, we will gladly give you one or more kits to finish at home. The placemats will be handed out during December to each of their clients.

June 21, 2018

NO MEASURE BINDING with Margo Pitter

BIAS BINDING with Genelle Vorhees



Come and see how simple it can be to match up bindings perfectly without measuring. You will never have to struggle with getting those edges to be exact again.

Genelle will also show us how she makes her bias bindings. These are great for impact and if you want to do scalloped edges or other non-straight borders.

Technique Sharing Workshops continued →

May 2018

2018 Guild Challenge

We had an excellent turnout at the gathering of quilters who are interested in participating in this year's challenge. Quilters shared many varied ideas, and some fiery fabrics were shared too. There was even one completed piece done in the modern style! Everyone is invited to participate! You did not have to come to that first meeting. Watch this space for more information in the coming months.

Due date is now set in stone: SRQG business meeting on **August 2**.

2018 SRQG Quilt Challenge

Sonoma Strong Wildfires, Resilience, and Recovery

This year's challenge is to create a quilt related to any aspect of the October wildfires.

The due date is at the Guild meeting on Thursday, August 2nd

There is still plenty of time to join in. We will have a brief gathering after the Guild meeting on May 3rd to share ideas, progress, fabrics, or whatever requested to help one another. There will be at least two chunks of fire-themed yardage available to share.

🌹 Elizabeth Marrs

Technique Sharing Workshops continued

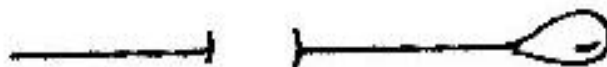
July 19, 2018

Storing Quilts and Making Quilt Bags with Janice Juul

Come and learn how to keep those quilts you have worked so hard on properly stored and kept in quilt bags free of dust. These can be made quickly of any fabric and labeled to keep track of "who's in the bag."

Please Note: For all TSWs there is usually a handout available on the website. Please download before the workshop if you plan to attend. I will only have a few available on the day of the workshop.

🌹 Jan Nilsen



2018 Executive Board & Committees

2018 EXECUTIVE BOARD

President
Vice President
Treasurer
Secretary
Program Chair
Program Chair Elect
Parliamentarian
Members-at-Large

Jim Jensen
Linda Hooper
Carole Behlke
Janice Juul
Rhonda Denny
Janice Rodgers
Sharon Fry
Vicki David
Joy McGoran
Pam McVey
Heidi Mitarai
Margo Pitter
Mary Wood

Friendship Blocks *
Historian *
Hospitality *

Library *
Membership *

Newsletter Editor
Nominating
Opportunity Quilt Ticket Sales *
Sew-A-Row *
Sunshine *
TSW (Tech. Sharing) *
UFO Challenge
Videographer *
Website *
Welcoming Committee
Past President

Janice Juul
Sharon Fry
Carolle LeMonnier, Judy Lindberg
Georgiann Morrissey
Sharon Fry
Jan Andrews, Sue Gragg and
Vicki David
Jan Andrews
Sharon Fry
Pam McVey
Sharon Oman & Genelle Voorhees
Jan Westerman
Jan Nilsen
Ellindale Wells
Linda Hooper
Linda Hooper
Rhonda Denny
Vicki David

2018 COMMITTEES

Block of the Month *
Boutique *
Challenge Quilt
Community Quilts *
Email Coordinator *
Fair Liaison
Finance

Cathy Conover & Jeanne Parent
Betty Upchurch
Elizabeth Marrs
Laura Barrett & Janet Tonkin
Sharon Fry
Pam McVey
Carole Behlke

* Standing Committee

Remember!

NAME TAG SHOW AND TELL COFFEE MUG

LIBRARY BOOKS LUNCH NO PETS NO FRAGRANCES

REUSABLE PLATE & FORK CELL PHONE ON SILENT

SRQG 2018 Calendar

MAY

- 3** **QUILTATHON!!**
9:00 - 3:00 Scottish Rite Center
Bring your projects for this fun day of quilting and chatting!!! Pizza will be provided,
- 17** **Program Meeting**
Maggie Ball ~“Quilters Without Borders”
TSW ~ Genelle Voorhees: “Quick Placemats for Meals on Wheels”
- 18** **Workshop**
Maggie Ball~ “Op-Art Kaleidoscope”
Luther Burbank Art & Garden Center
9:00 a.m. to 3:30 p.m.
8:30 a.m. for set-up
- 24** **Board Meeting**
- 31** **FIFTH THURSDAY RETREAT!**
Luther Burbank Art & Garden Center
Sewing begins at 9:00 - 3:00
Bring your own project or work on a community project! **All are welcome!**

JUNE

- 2-3** **MQSC Wine Country Quilt Show**
- 7** **General Meeting**
Sew-a-Row: Row 3 due
- 21** **Program Meeting**
Mel Beach ~“Challenge Yourself”
TSW~ Margo Pitter~“No Measure Binding Match Up”
and Genelle Voorhees~”Bias Binding”
- 22** **Workshop**
Mel Beach ~ “Maginificent Mandalas”
Luther Burbank Art & Garden Center
9:00 a.m. to 3:30 p.m.
8:30 a.m. for set-up
- 28** **Board Meeting**

Santa Rosa Quilt Guild Affiliates

BAY QUILTS

Sally Davey & Abbey Shane
5327 Jacuzzi St. #3-C ☞ Richmond, CA 94804
(510) 558-0218
<http://bay-quilts.shoplightspeed.com/>
sfbayquilts@gmail.com
daveysally49@gmail.co
Monday - Friday 10:00 - 6:00
Saturday – Sunday 12:00 - 5:00

BOLT FABRIC AND HOME

Kate Barrett
219 N. Cloverdale Blvd. ☞ Cloverdale 95425
894-2658
Tues. - Sat. 10:00 - 6:00
Sunday 11:00 - 4:00
<http://www.boltcloverdale.com/>
info@boltcloverdale.com
10% discount for SRQG members

BROADWAY QUILTS

Gery Rosemurgy, Owner
20525 Broadway ☞ Sonoma, CA 95476
707-938-7312
www.broadwayquilts.com
Mon-Sat 9:30-5:30, 11-3 Sunday

THE LONGARM LADY

AT QUILTY PLEASURES STUDIO

Custom Machine Quilting by Gari Jones
112 Schoolhouse Lane ☞ Geyserville, CA 95441
217-0087
<http://thelongarmlady.com/>
thelongarmlady@gmail.com
Hours by Appointment
10:00 - 4:00 Seven days a week
By appointment

MARIAN'S MAGIC NEEDLE QUILTING

Custom Machine Quilting
Marian Drain
1140 Sanford Ranch Rd. ☞ Ukiah, CA 95482
472-0195
Hours by Appointment
cuddletimequilts@me.com

MEISSNER SEWING & VACUUM CENTER

James Meissner, Owner
P.J. Lytton, Store Manager
Authorized Baby Lock, Brother, Bernina,
Janome and Gammill Dealer
1250 Mendocino Ave. ☞ Santa Rosa, CA 95401
707-575-5259
<http://www.meissnersewing.com/>
Mon - Fri: 10:00 to 6:00
Saturday: 9:00 - 5:00

QUILTED ANGEL

Barbara Meikle
200 G Street ☞ Petaluma, CA 94954
707-763-0945
Seven days a week
11:00 - 4:00
<http://quiltedangel.com/>

QUILTED VINE

Machine Quilting
Lynda McLean
2080 Mt. Olive Way ☞ Santa Rosa, CA
707-528-4256
707-318-1940
Hours by Appointment
quiltedvine@sbcglobal.net

VILLAGE SEWING CENTER

John Furtado
1455 Santa Rosa Ave. Suite B-1
Santa Rosa, CA
707-544-7529
Monday - Friday 10 am to 6 pm
Saturday 10 am to 5 pm
<https://villagesewing.com/>
john@villagesewing.com

**Change of
Information?
Don't forget to notify
the Membership Crew**

SANTA ROSA QUILT GUILD



CONTACT INFORMATION

PRESIDENT

Jim Jensen

president@santarosaquiltguild.org

VICE PRESIDENT

Linda Hooper

NEWSLETTER EDITOR

Jan Andrews

editor@santarosaquiltguild.org

MEMBERSHIP

Jan Andrews, Sue Gragg
and Vicki David

membership@santarosaquiltguild.org

PROGRAMS

Rhonda Denny

programs@santarosaquiltguild.org

MEETINGS AND MEMBERSHIP

The Santa Rosa Quilt Guild meets the first and third Thursdays of each month (in December only one meeting is held on the first Thursday) at 10:00 a.m. at the Scottish Rite / Masonic Lodge in Santa Rosa, 600 Acacia Lane, between Mission Boulevard and Middle Rincon Road on Highway 12 east of Santa Rosa.

Membership dues are \$35 per year. The calendar year is January to December; new member's dues are prorated. Regular meetings, special programs, use of the extensive library and special discounts from some affiliates are benefits of membership. For More information or to send a check for dues email:

membership@santarosaquiltguild.org

Meeting Etiquette

- © Please avoid chit-chat while someone is speaking to the group.
- © Please peruse the Silent Auction & Boutique before or after the meeting--not during the meeting.
- © Please, do not browse the speaker's sales table during the meeting.
- © Please set your cell phone to silent mode or turn it off.
- © At Speaker Meetings, please move to the center of the rows and eliminate empty seats, so late-comers will be able to find a seat and not disturb the group.

Thank You Sew Much!

