



## President's Message

On giving up the gavel (and my **"SH!"** sign) ...

The past three years as Santa Rosa Quilt Guild's President have really flown by for me (six years if you count my Vice Presidency)! As with most of my life, all the platitudes apply ... "Time flies when you're having fun" ... "Where did the time go?" ... "I'm so glad we had this time together" ... "Good night, Mrs. Calabash, wherever you are" ... (maybe not that last one, a bit obscure, but if you know who said it and it feels like you heard it not that long ago, you're experiencing the same phenomenon).

A review of my past President's messages reveals a consistent theme ... **"GRATITUDE."**

I am grateful for the incredible support offered by the Executive Board and Committee Chairs. They are all stars in my eyes, but the one who shines brightest is three-term Vice President, Linda Hooper. I could not have made it through the frequent challenges over the last three years (especially after the fires in October 2017) without her constantly and unfailingly "having my back." Thank you, Linda.

I am grateful for those who kept me focused and covered tasks that were beyond me: Carole Behlke for taking on and re-imagining the Treasurer's position; Janice Rodgers for embracing the responsibility of Program Chair-Elect on very short notice; and Sharon Fry for her faithful assurance as Parliamentarian that all board decisions adhere to our Bylaws and Procedures, that those documents are clarified when needed, and that I always use enough commas in the right places. Thank you.

I am grateful for all the Committee Chairs who provided fun projects and education for us; for Hospitality who not only made sure we were well fed, but also implemented set-up and clean-up at every meeting; for Betty Upchurch and her many years of commitment to the boutique set-up and sales; for Laura Barrett and her dedication to our Community Quilts program; and for Sharon "The Librarian" Fry who continues to illuminate us with our "world class" library. Of course, there are many other names that should be included in this paragraph; the individuals mentioned here, and those who head the twenty other committees, could not have fulfilled their obligation without lots of support. If I continued naming names, I'd take up the rest of the newsletter. You know who you are, and we of the guild know who you are, and we appreciate all that you do. Thank you.

I am grateful for all of our incredible guild members, and how you embraced and trusted me to guide the guild through the good and the challenging times. I learned so much about myself and have gained a level of confidence that used to be out of my reach. I always thought I was best suited as support staff, staying in the background, but all of you blew that out of the water. It's a lot easier to get over long-embedded stage fright when one is required to face those fears on a bi-weekly basis; even more so when one has such a supportive audience. Thank you.

I am grateful for Jan Andrews who has dedicated the past thirteen years to creating this amazing newsletter. I suspect she is grateful for me as I look forward to my next role as editor of "Stitch'n Times." Thank you.

I am grateful for Genelle Voorhees volunteering to be the next guild President, and for Jan Nilsen to be her sidekick. I am confident that the guild will continue to grow and I will do all I can to support the transition. If needed, my "expertise" is always available, and this spring in my arm won't be rusting any time soon. Thank you.

I'm happy to relinquish my stage time and my gavel (and my **SH!** sign), but I'm not going anywhere.

As I take on the title of Past President, the only thing I want to "leave" is you in stitches.

Thank you.

**Jim Jensen**

# Programs and Workshops

January 17 & 18, 2019

## Inger Blood

Program: "Progression of Free-Motion Quilting"

Workshop: "Ruler Quilting"

Inger started at an early age, helping her mother support the family by sewing doll clothes for a nearby toy factory. From an early age, Inger demonstrated a creative flair and an excellent aptitude for art. Inger's mother Mary was skilled in the "old world" thread arts of knitting and embroidery. Inger went on at an early age to self-teach herself tatting, and crocheting, after mastering knitting and embroidery.



Inger was a member of the American Embroidery Guild of San Francisco in the 1980s.

In her spare time, Inger continued to branch out and learn different fiber art/mixed media forms, adding spinning and dying yarns, silk dying and glass bead work. In the first ten years



after moving to El Dorado County, Inger completed numerous embroidery and homespun knitted projects which she successfully completed and won critical acclaim.

In 1997 Inger narrowed her creative focus and immersed herself primarily in patchwork and quilting. Inger managed to create and produce many beautiful and award winning quilts.

Having nearly shunned most other fiber art forms, Inger is singularly passionate about quilting. Inger continues to produce original quilt art pieces which have been juried in, won, and displayed at regional and national quilt shows.

### Program:

This is a Trunk Show with over 40 quilts and garments demonstrating Inger's progression from beginner to expert. The show will include quilts and garments that have won awards at PIQF, Road to California, AQS, and HMQS shows as well as the California State Fair and the El Dorado County Fair.

## Programs and Workshops continued

Inger will show machine work from her early days 50 years ago. Topics of discussion will include the vast improvement of using a well-tuned machine with the correct needle, thread, and tension. Additionally, the techniques and advantages of finish blocking will be discussed.

### Workshop:

An accomplished quilter, Inger, will teach this class, demonstrating all necessary steps of the process.

- ) Hands-on instruction for using rulers.
- ) Learn how to lay out a grid to complete your design.
- ) A variety of designs will be discussed, including crosshatching and curved crosshatching using straight and circular rulers.
- ) All on your domestic sewing machine!

This class will be held at the Luther Burbank Art and Garden Center, 2050 Yulupa Ave., Santa Rosa

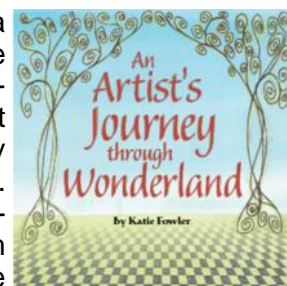
February 21 & 22, 2019

## Katie Fowler

Program: "Creative Wonderland: The Importance of the Looking Glass and the Rabbit Hole"

Workshop: "Fearless Creating: Paint, Layer Stitch Playshop"

I am an art quilter. That's a dangerous thing to say in the art world. People often respond, "Oh, my Great Aunt Whozee made quilts." My pieces are not bed coverings. They are personal and meaningful expressions of who I am and my interpretation of the world around me.



I love to bend the rules of traditional quilting and create with courage.

Visit the ART, QUILTS, AND ARTQUILTS page to learn more about mark making on fabric and my work:

<https://www.katiefowler.net/quilts-art-and-art-quilts/>

Programs and Workshops continued →

## November 15 Program

Pointless Sisters will offer a Power Point presentation on "Challenges."

November 15, 2018, at the Scottish Rite Center on the corner of Highway 12 and Acacia Lane. Meetings begin at 10:00 sharp.

The Pointless Sisters are art quilters, based in Santa Rosa, that has regular challenges to increase creativity using a multitude of mediums. You won't want to miss this fun presentation featuring SRQG's own Ellindale Wells, Lyra Bobo, and Su Lin Mangan.


See you there!  Rhonda Denny

## Sew-A-Row

The fifth or last row of the SARs are to be finished by November 15. Please return them to Sharon Oman or Genelle Voorhees.

We have had great enthusiasm and participation this year! All but four of the SARs are finished! Thanks everyone who participated in Sew-a-Row this year!

Best news! They will be shown on December 6th and one of the people who worked on each SAR will be the lucky winner.

 Sharon Oman & Genelle Voorhees

### Programs and Workshops continued

creativity coach. I live with my husband in our recently empty nest near the foothills of Colorado. When I'm not being creative, talking about creativity, or writing about creativity, I enjoy cycling, snow skiing, reading, and laughing!

### Workshop:

Participants make small whole cloth paintings, learning to use different materials for making marks on fabric. Color theory and the principles of design will be a big part of this experience, as will my special theory of "embrace the blob". We will discuss creativity theories, blocks and useful techniques to push ourselves closer to the creative bliss. I provide all supplies for your use. You just bring a plain shirt and your imagination!

See Katie on Episode #1807 of *The Quilt Show*, with Alex Anderson and Ricky Tims.

 Janice Rodgers

## Merit Awards

In our last newsletter I wrote about awards that were announced at our Founders' Day celebration. As one of the recipients was not able to be present on that day, we postponed disclosure until our October 18 meeting. The Committee acknowledges a team of very hard working, generous, dedicated quilters for a Merit Award: Janet Tonkin and Mary Wood. They saw a need for quilts to comfort our community after the 2017 fires.

Here I quote Laura Barrett: "What began as a simple "yes, I can store finished quilts for fire survivors at my house" (Janet) grew into an organized effort to collect quilts and tops; set up communication within the guild for members to request quilts for family, friends, and colleagues; and then to match the quilts with fire survivors for distribution."

Janet started receiving calls from guild members requesting quilts for their own family, for friends, and for colleagues who had lost their homes and belongings in the fire. Mary saw a need for coordination and jumped in to help enhance the communication and organize the operation.

Donors of quilts and tops came not only from within the guild, but from across the entire United States.

As of June 7, 2018, Mary and Janet helped to provide over 150 quilts to very thankful recipients. After that, they totally lost track of the count, but their efforts continue.

Our guild thanks Janet and Mary for going above and beyond in heading up this project, and always with cheerfulness and kindness. We are lucky and proud to claim these two special ladies as members of our Santa Rosa Quilt Guild, and we thank them with Merit Awards.

Sharon Fry, Awards Chair,  
Committee Members:  
Joy McGoran and Dianne Cheli

## Meals on Wheels Placemats

Meals on Wheels has grown a lot since the beginning of this year. Our original goal was 300 placemats and we met and surpassed the challenge with 340! They now have 700 clients that receive meals. If you would like to bust your stash, you are welcome to make as many placemats as you wish. I will collect them at the next two meetings, November 15th and December 6th at our Holiday Luncheon. Thank you for all your support of this program.

 Genelle Voorhees

# Library News

The following is a list of the books that came into our possession since our last newsletter. For images of the covers and more detailed descriptions of the items, just click on LIBRARY on our website [www.santarosaquiltguild.org](http://www.santarosaquiltguild.org) Linda Hooper has written easy-to-understand directions about how to utilize the library site. To locate her instructions, click on the underlined “here” in the second paragraph at the top of the library page. Let me know if you would like guidance with the site and we’ll sit down at the Library’s laptop computer after a meeting. *A hint: if you are looking for an author, remember to type in the last name first, and if you are searching for a book title, type in the first “important” word leaving the a, an, and the’s ‘til the end.*

Want to know what our Go! Baby Accuquilt cutting system is all about? Type in Go! in the Search box at the top of our website’s Library page and learn not only what it is, what it does, but also find a list of our dies. You can also find all of our Go! “toys” listed at the bottom of the Library’s Home Page on our website. Our thanks to guild member Mary Reder for sharing her Go! Baby cutting machine with us. Also, a thank you to Linda Silva for giving our guild the next-larger size of cutter and many dies that she won in a raffle. Reserve the machines and dies just like a library book. Yes – we give (free) lessons!

Our brand new library items:

Go! LOWER CASE ALPHABET (2 dies) – Coordinate with the upper case alphabet and the numbers dies, also owned by our guild. Use with the Go! Big or Go! Cutters, but NOT with our little Go! Baby machine. Use with a 10 x 24” cutting mat. Cut up to 6 layers of cotton fabric, or 4 layers with fusible web, or experiment with other types of fabrics. For a list of all of the Go! Products our guild owns, go to our SRQG website; click on LIBRARY, scroll to the bottom of the Library’s home page.

RULERWORK QUILTING IDEA BOOK by Amanda Murphy – an introduction to rulerwork, with tons of helpful tips on using quilting rulers and ruler feet.

MODERN QUILT MAGIC by Victoria Findlay Wolfe – “parlor tricks” to expand piecing skills

PINCUSHIONS TO SEW by Edie Eckman

JUST IN TIME by Marie Bostwick – this is a stand-alone novel, therefore does not have to be read in sequence as with her other books

SCRAP-BASKET BOUNTY by Kim Brackett (requested by Jan Andrews)

Library News continued →

## Library News continued

OH, SCRAP! By Lissa Alexander

AN AMERICAN QUILT – Unfolding a story of family and slavery By Rachel May

QUILTFOLK – Issue 8 – Michigan (read about Rachel May, the author of the above-mentioned book; Sue Nickels, our October 18, 2018, speaker, Gwen Marston; and many others in the state in which I was born and resided in for my first 24 years)

Be sure to let me know if you find an item that our library “needs” (books, DVDs, and Go! Baby dies, magazines).

*Have you pawed through the ever-growing box of rulers, templates, and stencils that have been donated to our library for members to check out?*

Need a fabric pen to sign a block? Sharon ‘the Librarian’ will loan her personal collection during meetings. Tip: Iron a piece of freezer paper to the back of the area before signing so the fabric stays taut.

And don’t forget that we have magazine subscriptions to:


FONS AND PORTER’S LOVE OF QUILTING, AMERICAN QUILTER, QUILTMAKER, QUILTING ARTS MAGAZINE, and MODERNE (from Quiltmania).

We also have many past issues of: MACHINE QUILTING UNLIMITED, MODERN QUILTS UNLIMITED, PRIMITIVE QUILTS AND PROJECTS, QUILT LIFE, MINIATURE QUILTS, Japanese magazines, QUILTMANIA (European), AND QUILTERS NEWSLETTER.

Wearing your nametag is a huge help to everyone. This is an excellent way for us to get to put names and faces together.

Check out as many of our more than 3,441 books, DVDs, and CDs, plus magazines, (and Go! Cutting equipment as you wish) ~~ just remember to return them to the very next meeting, pretty please, as there are so many members in the guild who also wish to use the items.

Our library needs many, many volunteers. You do not need to formally sign-up to help – we’ll take whatever time you can spare before or after any meeting. If you do not like the job you are given, don’t be shy – let us know what you would rather do. I can never thank everyone enough for their assistance and support with making our library the best in the entire world!




Sharon  
'The Librarian'  
Fry

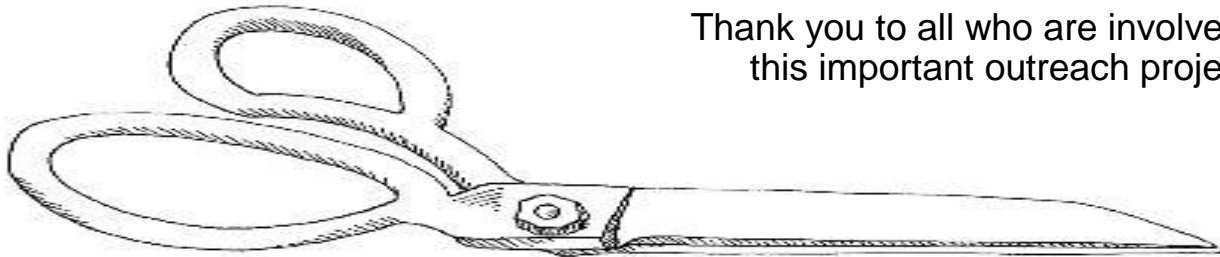
# Community Quilts

Can you quilt a larger quilt? We are challenging those with longarms, or able to quilt something in the 40x60 inch range. Could you quilt 2 (or more) larger quilts every year? That would really help Community Quilts. In the last year we have been struggling to get enough quilts for Valley of the Moon, seniors, Verity, YWCA Safe House, and Alternative Family Services.

As the end of the year approaches, we will be giving away a number of our quilts to the community. Thank you for all the work you have done this year. This year the Guild has also given many quilts to fire survivors.

Have a safe and happy holiday season!

 Pam Beebe, Laura Barrett,  
Nancy Stedman, and Janet Tonkin



Thank you to all who are involved with this important outreach project!

## COMMUNITY QUILT SIZES

If you are making donation quilts on your own, these are the approximate sizes most needed.

32" x 40" Baby Quilts	For Sutter and Memorial NICUs, Public Health nursing, and teen moms. We provide kits for making the tops, or you may use your own fabrics.
40" x 60"	For Valley of the Moon and other organizations serving children in need. Please use bright colors for young children or fabrics that will appeal to teenagers.
50" x 65"	For 18 year olds aging out of the Foster Care system, and for women residing at the YWCA Safe House.
40" x 60"	Lap quilts for adults to be handed out by Secret Santa, women being served by Verity, seniors in local convalescent hospitals, and others.
Doll Quilts	For little girls and boys. We collect them throughout the year and donate during the holidays.

## Meissner Sewing & Vacuum Centers

Northern California's Largest Sewing, Quilting, and Embroidery Retailer

### Free Classes

with new machine purchase

### Low Price Guarantee

We will not be undersold!

### On-Site Repairs

By certified sewing machine & vacuum technicians

### Largest Showroom

of sewing machine furniture on the West Coast!

### Meissner Complete Protection Plan

One of the best warranty plans in the industry!



*Meissner*

Sewing & Vacuum Centers

MEISSNER SAVINGS COUPON

**20% OFF**

**Accessories & Notions\***

Valid November 1 - 30, 2018 in store only



\*Offers good November 1 - 30, 2018. Discount taken from MSRP. Not valid with any other offers. Selection varies by location. In-stock items only. Some restrictions apply. See store for details. Although we strive for accuracy in all of our publications, we are not responsible for typographical errors, misprints or printing errors.

Authorized Dealer



[www.MeissnerSewing.com](http://www.MeissnerSewing.com)

**Sacramento**

(916) 920-2121

2417 Cormorant Way

**Folsom**

(916) 984-7071

Clarksville Rd. Ste. 150

**Roseville**

(916) 791-2121

9250 Fairway Dr., Ste. 110

**Santa Rosa**

(707) 575-5259

1250 Mendocino Ave

## Block-of-the-Month

A HUGE thank you to our members for the exceptional participation in the Block-of-the-Month for the year 2018. There were consistently 3 winners each month because we had such a multitude of blocks turned in. It was a pleasure being the Block-of-the-Month Chair People for the past two years. Your participation made the program exciting and rewarding. Thank you.

The Block-of-the-Month for November will be the final BOM for the 2018 year. Enjoy this final one. Simple, easy and quick, seems like the right way to approach so many things we do these days. No one needs or wants difficult and complicated.



"N" is for No-Name is the November Block-of-the-Month. This block only uses two fabrics, one light and one dark. Go to our website:

[www.santarosaquiltguild.org/block.php](http://www.santarosaquiltguild.org/block.php) for all the details of this block. The block measures 9 1/2" x 9 1/2". Sew one or as many as you like to increase your winning chances.

**Congratulations** to Betsy Smith and Peggie Sue Buckelew (whose name was drawn twice) for winning the drawing for the September BOM, Scrappy. We are so proud of our Guild for the outstanding participation. Sixty-one blocks were submitted. Awesome and amazing! Thank you! Thank you!

**\*Special Note for New Members:** Join in the fun of sewing a BOM. A new BOM is introduced at the first meeting of each month. You can increase your chances of winning by sewing several blocks because for every block turned in, you receive a raffle ticket. At the first meeting of the following month, a drawing takes place for one or more Guild members to win the blocks that have been completed that month.

Thank you again for your participation. Enjoy creating the No-Name block, the final block for the year.

🌸 Cathy Conover & Jeanne Parent

 **For the Record**

The minutes of our meetings can be found archived on the blog on our website. Please review them and report any corrections to Janice Juul or Jim Jensen.

## Technique Sharing Workshops

What a remarkable year. So many new and nifty things shared at these workshops. In addition to our formal Programs and Workshops we have these FREE wonderful short workshops after our meetings where members share what they have learned, created or discovered that make sewing, quilting or anything related, easier, more efficient, more clever, or just more fun.

This year we learned many ways to make bindings, all about project bags and gift bags, a great carrier mat for travel, easy Y-seams, quick placemats, how to "zentangle" and apply to quilting, many wonderful tips and tricks from members, and even a bit of knitting on how to make an I-cord. All information on these workshops can be found on our website.

We have a very talented group in our guild and one of the things I love most is the willingness to share skills, techniques, and time. No competition; just a willingness to help everyone to get better at what they love to do. Quilter's Rock!!

### November 15, 2018: DIY Heat Sacs with Rhonda Denny

We are winding up the year with one last and very comforting gift for yourself or someone you know who can use a little nurturing.

Learn to make these with flax seeds, natural herbs, and flowers in a silky covering. A mere 120 seconds – 2 minutes on high in a microwave - then slip it under the covers for instant relaxation and toasty toes.

Or, after a long day at the sewing machine, treat your shoulders and neck with one of these. Come and see how easy they are to make...for yourself or as a gift. Christmas will soon be here.



Rhonda will bring flax seeds and her machine to demonstrate the process. She will also demonstrate envelope-style pillowcases, as well as streamline sewing to make many at the same time.

I have had a great time and learned many new skills and great ideas in my time as chair of these workshops. I thank everyone who has participated, either teaching or attending, as this is what makes them successful. I will be available, if needed, to the next person who takes on this fun job. Enjoy your new skills and have great holidays!

🌸 Jan Nilsen

## Sue Nickels Workshop

Sue is a fantastic speaker and teacher. I am so glad she made it to Santa Rosa Quilt Guild, especially on crutches with a broken foot! Her lecture on the "History of the Sewing Machine" was fascinating - one of the best lectures of the year, in my opinion. The images and stories filled my mind with wonder and gratitude. With the advent of the sewing machine the quilts soon followed. The quilt stories and history were just this side of riveting. Sue and her sister, Pat Holly, have collected a lovely array of antique quilts and appraisals and they now have documentation on quilt history to enlighten sewing enthusiasts such as SRQG. My favorite thing about Sue's lecture was getting first dibs on her book "Raw Edge Appliqué" on scalloped edges from the guild's library. Her scallops are gorgeous and I am motivated to create the scallops with her simple and clear (even with the math) instructions. I can do this. Jan W. found a couple of these out-of-print books on Amazon for 50 bones each. Wow! They are increasing in value by the minute! (Our guild's library has all of Sue's books...)

The workshop was amazing. Janice R. not only brought Sue to the workshop but also delicious brownies. Having yum-yums at the workshop is a treat and all the better when it is chocolate. Several of the students brought the ironing boards, irons, and extension cords and set up the room. Janice took very good care of Sue and her set up. Sue uses a camera and big screen to demonstrate the stitches, which was wonderful. I learned so much and using her methods I made the best appliqué I've ever made. I learned about the open toe foot that has been in my machine's caddy for 17 years. Now I know what it is and how it helps me make better appliqués. I also learned how to reduce the length and width of specialty stitches such as the blanket stitch. Perhaps best of all, I learned about invisible stops and starts. We also learned to bury threads with a self-threading needle. I remember a time when I saw Mary W. doing something to a quilt she had in her lap and asked what she was doing. She told me she was burying threads. I'm such a baby sometimes. I felt my shoulders slump and thought in a whiney voice, "We have to bury the threads too?!?" It is so easy using Sue's methods. Sue is a fussy quilter with perfect knowledge on being tidy with one's work. Now I can bury my threads almost effortlessly and the work is much cleaner. Maybe I can play with the big kids after all...

I want to thank Sue for making the journey and wowing us with her brilliant insights, techniques, tips, and

**Sue Nickels Workshop continued →**

November/December 2018

## Friendship Blocks

It is time for positive change. I've enjoyed being your Friendship Block Chairperson for these past 2 years but it is time for fresh ideas. I would like to introduce you to our 2019 Friendship Block Chairperson, Heidi Mitarai. Heidi will be taking charge in January 2019.

The 2018 F.B. requests are wrapped up for the year with 5 delighted recipients. I highlighted these blocks in our October newsletter. I hope you have had a chance to dream of your own block request to help Heidi get 2019 off to a great start.

All you need is 3 Friendship Block credits. To earn a credit, you make one block for someone in the Friendship Block program. The updated *Friendship Block List of Credits* will be emailed to the membership in November.

Please take a look at the Friendship Block Archives on SRQG.ORG. You will see the requested blocks that have been created by Friends in 2018 as well as previous years. You just may be inspired!

You may also be inspired to offer to help Heidi in some way. This would be a wonderful way to get to become an active part of our wonderful Guild.

 Janice Juul

## Joint Board Meeting

Tuesday, December 11, 2018

10:00 a.m.

Luther Burbank Art & Garden Center

All 2018 and 2019 Elected Officers

and Committee Chairs

are invited!


### Sue Nickels Workshop continued

tricks, and to the gals that brought the necessary supplies and set up and took down the room. Also, special thanks to Janice R. for hosting, fetching, and delivering Sue to and from SFO and taking the reins with my early exit from the classroom, and to Janet T. for not only hosting a Walnut Creek member overnight but also supplying the Bernina sewing machine for Sue's use. It "sew" totally takes a village and every person is important. Thank you all so much for contributing to the success.



[www.srqg.org](http://www.srqg.org)

## Sunshine



Knowing that someone cares can really make a person's day brighter. Please contact me by phone or email if you know someone who could use a card from the SRQG.

If you email me requesting that a card be sent, and do not hear back from me in a day or two, please re-send your request. I always acknowledge requests for cards.

Happy Sewing,  
Jan Westerman  
(Ms. Sunshine)



## Welcome Committee

Santa Rosa Quilt Guild Membership committee has a Welcome Committee to greet and inform new members and prospective new members with orientations and tutorial. This committee has an information center that includes applications for membership and tour guides to introduce each new member to a designated person to offer a point of comfort and contact. We are such a large group and it is easy to see that one could feel lost or worse, unimportant.

The Welcome Committee includes Jan Westerman, Loni McDonald, and Joanne Meany conducting tours and making introductions while Rhonda Denny manages 'the desk'. New members go to the head of the lunch line (and so does their guide...)

Your 2018 Welcome Committee,



Jan Westerman  
Loni McDonald  
Joanne Meany  
Rhonda Denny



## Workshops for 2019

Programs and Workshops 2019 will offer a variety of ideas and techniques for everyone from the novice to the experienced! Workshop registration will be opened 4 months before each session. To confirm your spot in a workshop payment must be included at the time of sign-up. Cost of each workshop is \$40 with checks made payable to SRQG. Information regarding each workshop and the supply list will be posted on the website. Contact Janice Rodgers for future information.

### Proposed Workshop Schedule for 2019

January 18	Inger Blood	Ruler Quilting	LBAGC*
February 22	Katie Fowler	Fearless Quilting, Paint, Layer, Stitch	VSC*
March 22	Dora Cary	Make It Modern	VSC*
April 19	Petra Keller	Applique	VSC*
May 17	Colleen Pelfrey	Taking the Dye Out	VSC*
June 21	Jane Tenorio Coscarelli	TBD	VSC*
July 18	NO WORKSHOP	There will be a free sewing day!	SRB*
August 16	Jane Haworth	Love of Pets Fabric Collage	VSC*
September 20	Free Workshop	More information to follow soon!	SRB*
October 18	Sandra Mollon	TBD	VSC*
November 22	NO WORKSHOP	There will be a free sewing day!	

\*LBAGC Luther Burbank Art and Garden Center, 2050 Yulupa Ave, Santa Rosa

\*VSC Village Sewing Center, 506 Lewis, Santa Rosa

\*SRB Scottish Rite Building, 600 Acacia Lane, Santa Rosa



# 2018 Executive Board & Committees

## 2018 EXECUTIVE BOARD

President  
Vice President  
Treasurer  
Secretary  
Program Chair  
Program Chair Elect  
Parliamentarian  
Members-at-Large

Jim Jensen  
Linda Hooper  
Carole Behlke  
Janice Juul  
Rhonda Denny  
Janice Rodgers  
Sharon Fry  
Vicki David  
Joy McGoran  
Pam McVey  
Heidi Mitarai  
Margo Pitter  
Mary Wood

Field Trip  
Finance  
Friendship Blocks \*  
Historian \*  
Hospitality \*

Library \*  
Membership \*

Newsletter Editor  
Nominating  
Opportunity Quilt Ticket Sales \*  
Sew-A-Row \*  
Sewing Room Sale  
Sunshine \*

TSW (Tech. Sharing) \*  
UFO Challenge  
Videographer \*  
Website \*  
Welcoming Committee  
Past President

Marsha McAlpin  
Carole Behlke  
Janice Juul  
Sharon Fry  
Carolle LeMonnier, Judy Lindberg  
Georgiann Morrissey  
Sharon Fry  
Jan Andrews, Sue Gragg and  
Vicki David  
Jan Andrews  
Sharon Fry  
Diana Watson  
Sharon Oman & Genelle Voorhees  
Joy McGoran  
Jan Westerman  
Jan Nilsen  
Ellindale Wells  
Linda Hooper  
Linda Hooper  
Rhonda Denny  
Vicki David

\* Standing Committee

## 2018 COMMITTEES

Block-of-the-Month \*  
Boutique \*  
Challenge Quilt  
Community Quilts \*  
Crafts Fair  
Email Coordinator \*  
Fair Liaison

Cathy Conover & Jeanne Parent  
Betty Upchurch  
Elizabeth Marrs  
Laura Barrett & Janet Tonkin  
Bonnie Butler-Sibbald  
Sharon Fry  
Pam McVey

# Remember!

NAME TAG    SHOW-AND-TELL    BEVERAGE CONTAINER

LIBRARY BOOKS    LUNCH    NO PETS    NO FRAGRANCES

REUSABLE PLATE & FORK    CELL PHONE ON SILENT

# SRQG 2018-2019 Calendar

## NOVEMBER

**15**    Program Meeting

The Pointless Sisters  
"Challenges"

**22**    No Board Meeting

## DECEMBER

**6**    Holiday Potluck

Sew-a-Row Lottery  
Vote on Budget

**11**    Joint Board Meeting

Luther Burbank Art and Garden Center

## JANUARY

**3**    General Meeting

Installation of Officers  
Sew-a-Row starter rows due

**10**    QUILT RAVE!

Bring your projects and machine for a fun day of sewing with your friends. Bring your own lunch.

**17**    Program Meeting

Inger Blood:  
"Progression of Free-Motion Quilting"

**18**    Workshop

Inger Blood: "Ruler Quilting"  
Luther Burbank Art & Garden Center  
9:00 a.m. to 3:30 p.m.  
8:30 a.m. for set-up

**24**    Board Meeting

**31**    FIFTH THURSDAY RETREAT!

# Santa Rosa Quilt Guild Affiliates

## BAY QUILTS

Sally Davey & Abbey Shane  
5327 Jacuzzi St. #3-C ☞ Richmond, CA 94804  
(510) 558-0218  
<http://bay-quilts.shoplightspeed.com/>  
[sfbayquilts@gmail.com](mailto:sfbayquilts@gmail.com)  
[daveysally49@gmail.co](mailto:daveysally49@gmail.co)  
Monday - Friday 10:00 - 6:00  
Saturday – Sunday 12:00 - 5:00

## BOLT FABRIC AND HOME

Kate Barrett  
219 N. Cloverdale Blvd. ☞ Cloverdale 95425  
894-2658  
Tues. - Sat. 10:00 - 6:00  
Sunday 11:00 - 4:00  
<http://www.boltcloverdale.com/>  
[info@boltcloverdale.com](mailto:info@boltcloverdale.com)  
10% discount for SRQG members

## BROADWAY QUILTS

Gery Rosemurgy, Owner  
20525 Broadway ☞ Sonoma, CA 95476  
707-938-7312  
[www.broadwayquilts.com](http://www.broadwayquilts.com)  
Mon-Sat 9:30-5:30, 11-3 Sunday

## CLOVERDALE QUILTING

Margaret Davids, Owner  
111 Lake St. ☞ Cloverdale, CA 95425  
415-577-8407  
<https://www.cloverdalequilting.com/>  
[cloverdalequilting@gmail.com](mailto:cloverdalequilting@gmail.com)  
Hours by Appointment

## THE LONGARM LADY

### AT QUILTY PLEASURES STUDIO

Gari Jones has retired and moved  
to Sisters, Oregon  
We wish her all the best in her  
new adventures!!

## MARIAN'S MAGIC NEEDLE QUILTING

Custom Machine Quilting  
Marian Drain  
1140 Sanford Ranch Rd. ☞ Ukiah, CA 95482  
472-0195  
Hours by Appointment  
[cuddletimequilts@me.com](mailto:cuddletimequilts@me.com)

## MEISSNER SEWING & VACUUM CENTER

James Meissner, Owner  
P.J. Lytton, Store Manager  
Authorized Baby Lock, Brother, Bernina,  
Janome and Gammill Dealer  
1250 Mendocino Ave. ☞ Santa Rosa, CA 95401  
707-575-5259  
<http://www.meissnersewing.com/>  
Mon - Fri: 10:00 to 6:00  
Saturday: 9:00 - 5:00

## QUILTED ANGEL

Barbara Meikle  
200 G Street ☞ Petaluma, CA 94954  
707-763-0945  
Seven days a week  
11:00 - 4:00  
<http://quiltedangel.com/>

## QUILTED VINE

Machine Quilting  
Lynda McLean  
2080 Mt. Olive Way ☞ Santa Rosa, CA  
707-528-4256  
707-318-1940  
Hours by Appointment  
[quiltedvine@sbcglobal.net](mailto:quiltedvine@sbcglobal.net)

## VILLAGE SEWING CENTER

John Furtado  
506 Lewis Road  
Santa Rosa, CA  
707-544-7529  
Monday - Friday 10 am to 6 pm  
Saturday 10 am to 5 pm  
<https://villagesewing.com/>  
[john@villagesewing.com](mailto:john@villagesewing.com)

**NEW LOCATION!!!**  
↓

# SANTA ROSA QUILT GUILD



## CONTACT INFORMATION

### PRESIDENT

Jim Jensen

president@santarosaquiltguild.org

### VICE PRESIDENT

Linda Hooper

### NEWSLETTER EDITOR

Jan Andrews

### MEMBERSHIP

Jan Andrews, Sue Gragg  
and Vicki David

### PROGRAMS

Rhonda Denny

## MEETINGS AND MEMBERSHIP

The Santa Rosa Quilt Guild meets the first and third Thursdays of each month (in December only one meeting is held on the first Thursday) at 10:00 a.m. at the Scottish Rite / Masonic Lodge in Santa Rosa, 600 Acacia Lane, between Mission Boulevard and Middle Rincon Road on Highway 12 east of Santa Rosa.

Membership dues are \$35 per year. The calendar year is January to December; new member's dues are prorated. Regular meetings, special programs, use of the extensive library and special discounts from some affiliates are benefits of membership.

## Meeting Etiquette

- © Please avoid chit-chat while someone is speaking to the group.
- © Please peruse the Silent Auction and Boutique before or after the meeting--not during the meeting.
- © Please, do not browse the speaker's sales table during the meeting.
- © Please set your cell phone to silent mode or turn it off.
- © At Speaker Meetings, please move to the center of the rows and eliminate empty seats so late-comers will be able to find a seat and not disturb the group.

*Thank You Sew Much!*

