



## President's Message

One of my responsibilities as president of the Santa Rosa Quilt Guild is picking up the mail from our post office box in Montgomery Village; it's become one of my regular Wednesday morning errands. Typically, there might be one or two envelopes; the most significant being the bank statement. The box is frequently empty. If you attend our meetings or have been following my messages in "Stitch'n Times," you'll know that all changed in October after the inundation of donations from all over the quilting world. As grateful as I am for all the donations, I am even more grateful that things have now returned to "normal" and I can again open the box to find just an envelope or two.

Sometimes we receive special treasures addressed to all our SRQG members in the form of "thank you" notes which, unfortunately, you don't get to see. The only way I have been able to share them with you is to read them from the stage, but somehow that lacks the personal connection of your being able to read them for yourself.

Please enjoy these messages of gratitude from not only fire survivors, but also many other people in the community who benefit and find comfort from your creative heart.

### From fire survivors:

Dear Quilters,

I bought thank you note cards this morning but realize my message to you is much longer than I can fit on a simple card.

Two days ago, my neighbor, Toni Anderson, gave me a wonderful quilt ... a gift from your guild. It warms my heart beyond measure and I want you all to know how much your generosity means to me.

Toni and I both lost our homes to the fire and are living displaced lives until we can be neighbors again. Our homes will be rebuilt, but our lives will never be quite the same.

Among our losses are our quilts. Toni makes prize-winning quilts and I enjoy seeing each new creation. My grandmother made beautiful quilts and passed her knowledge down to me when I was a teenager. I made my first quilt, a hand-tied Eight-pointed Star, when I was in high school and proudly had it on my bed for years.

When my boys were small and I was briefly a stay-at-home mom, I made several quilts as a creative outlet. My favorite was a house block quilt I made for my oldest son ... I embroidered something special in each window ... his teddy bear, our kitty, toys, flowers, etc. I held onto this quilt as he grew and left home for school and jobs. He is now a parent himself and I was about to give this favorite quilt to his little daughter, but I waited a bit too long ... it was lost in the fire ... along with my teenage work-of-art, several other of my quilts and wall hangings, and a special little Sunbonnet Sue doll quilt my grandmother had made for me. You can imagine how much that these losses hurt.

That brings me to your gift. To be given a quilt made by loving hands is one of life's treasures. Now I have a wonderful red and white Churn Dash Quilt to enjoy and to pass down some day to my granddaughter with its message of kindness.

How can I thank you enough? I hope you can feel how sincerely grateful I am.

Fondly, Mary Grishaver

Dear Quilters,

I cannot express my appreciation adequately for the lovely quilt gifted us by you wonderful people.

The solar system theme quilt we chose is the ideal one for our son's room as the theme of his old room was just that.

He had glow-in-the-dark planets above his bed and stars on the walls and ceiling.

The quilt is perfect.

Thank you again. Jill Richardson

## President's Message continued

Dear Santa Rosa Quilt Guild,  
I want to express my sincere thanks and appreciation for the beautiful quilt that was given to me as a fire victim of the Tubbs Fire which took my home on Mark West Springs Road.

My Grandmother was a quilter and I had always treasured the quilts that she gave me.

It was so wonderful to receive the quilt and it will always be special to me and I will pass it down to my family.

Sincere gratitude.

Peggy Bly

## From one who received comfort in the hospital:

Dear Quilt Guild members,  
I want to thank you for making the uniquely beautiful quilt which was presented to my domestic partner, Ray, in mid-June at Santa Rosa Memorial Hospital ICU before he passed.

The colors – the fine workmanship – the design – all combine to make a lovely piece. Ray would have loved it – and I shall treasure it for many years. Thank you for your caring, sensitivity, and skill which make up the beautiful quilt. God bless you.

Affectionately,  
Sandra Brewer

## From a NICU parent:

To all the wonderful members of the SR Quilt Guild,  
When our daughter was urgently admitted to the Sutter NICU it was the most difficult day. Over the next month we were overwhelmed by the love and support that came our way from near and far, including from your group. The beautiful quilt above her bed reminded us of everyone out there sending love to our little girl and meant so much for our family. We are happy to say that our daughter is slowly getting better and we are now home. The quilt hangs in a special spot in her room. What you do is so important, thank you so much.

Much love,  
The McKeany's

## From a veteran:

Dear Quilters,  
I was honored to receive one of the fantastic quilts that you donated to the veterans via the Santa Rosa Vets Clinic. I love looking at it, and will use it this winter to warm my body as your kindness warms my soul.

Much love to you all,  
David Courtney, U.S. Army Vet, Korea 1970-1971.

President's Message continued →

## Sew-A-Row

We have many enthusiastic quilters adding their touches to the Sew-A-Rows this year. They are all unique just like pieces of art. Ten Sew-A-Rows are already completed.

We need your help with the following Sew-A-Rows:

Go to our website to view them:

<http://www.santarosaquiltguild.org/sewarow.php>

Projects needing work are Living Hearts, Town and Country and Be My Neighbor

Contact Sharon Oman or Genelle Voorhees if you would like to add a row to these beauties.




Town and Country



Living Hearts

Be My Neighbor



Sharon Oman & Genelle Voorhees

## President's Message continued

I think one of the most interesting aspects of what we do as quilters is that for us it's the journey of creating a quilt. It might be learning a new method, breaking out new fabric, or cleaning out our stash ... just enjoying the therapy of using needle, thread and fabric. There is no ulterior motive. There is no expectation of compensation ... only the satisfaction of cutting up pieces of fabric and sewing them back together into something beautiful. When we donate quilts to the community, we will most likely never see them again. We will never know the recipient.

But we can rest in the knowledge that most of the quilts are received with gratitude for the gift of comfort, and for the love that went into making it.

Jim Jensen

# Library News

The following is a list of the books that came into our possession since our last newsletter. For images of the covers and more detailed descriptions of the items, just click on LIBRARY on our website [www.santarosaquiltguild.org](http://www.santarosaquiltguild.org) Linda Hooper has written easy-to-understand directions about how to utilize the library site. To locate her instructions, click on the underlined "here" in the second paragraph at the top of the library page. Let me know if you would like guidance with the site and we'll sit down at the Library's laptop computer after a meeting. *A hint: if you are looking for an author, remember to type in the last name first, and if you are searching for a book title, type in the first "important" word leaving the a, an, and the's 'til the end.*

Want to know what our Go! Baby Accuquilt cutting system is all about? Type in Go! in the Search box at the top of our website's Library page and learn not only what it is, what it does, but also find a list of our dies. You can also find all of our Go! "toys" listed at the bottom of the Library's Home Page on our website. Our thanks to guild member Mary Reder for sharing her Go! Baby cutting machine with us. Also, a thank you to Linda Silva for giving our guild the next-larger size of cutter and many dies that she won in a raffle. Reserve the machines and dies just like a library book. Yes – we give (free) lessons!

## Our brand new library items:

MAKING HAPPY QUILTS by Mieke Duyck (nope, not mis-spelled, and I certainly cannot pronounce this Belgian name!) – a beautiful book published by "Quiltmania" - requested by Nancy McDermott

PARALLEL LINES by Pamela Goecke Dinndorf – also printed by "Quiltmania," and an expensive book worthy of our library - requested by Nancy McDermott

AMAZING NICKEL QUILTS by Pat Speth – donated and signed by author at our special two-day workshop in July

THE BEAUTY OF ZENTANGLE by Suzanne McNeill and Cindy Shepard – recommended by Jan Nilsen after Betsy Smith's Technique Sharing Workshop (TSW) – lots of inspiration for "doodlers," whether using pen or thread!

ZENTANGLE by Suzanne McNeill (see above)

ZEN-SATIONAL STITCHES FOR QUILTING by Suzanne McNeill (see above)

EASY STACK QUILTS by Paula Doyle – Use large-

**Library News continued →**

## Library News continued

print fabrics to create kaleidoscope blocks

NECKTIE SAMPLE BLOCKS by Janet B. Elwin – donated by Lolli Gannon

Be sure to let me know if you find an item that our library "needs" (books, DVDs, and Go! Baby dies, magazines).

*Have you pawed through the ever-growing box of rulers, templates, and stencils that have been donated to our library for members to check out?*

Need a fabric pen to sign a block? Sharon 'the Librarian' will loan her personal collection during meetings. Tip: Iron a piece of freezer paper to the back of the area before signing so the fabric stays taut.

And don't forget that we have magazine subscriptions to:


FONS AND PORTER'S LOVE OF QUILTING, AMERICAN QUILTER, QUILTMAKER, QUILTING ARTS MAGAZINE, and MODERNE (from Quiltmania).

We also have many past issues of: MACHINE QUILTING UNLIMITED, MODERN QUILTS UNLIMITED, PRIMITIVE QUILTS AND PROJECTS, QUILT LIFE (Alex Anderson and Ricky Tims - Discontinued with the October 2014 issue - darn!), MINIATURE QUILTS, Japanese magazines, QUILTMANIA (European), AND QUILTERS NEWSLETTER (all of the issues since the very beginning until October 2016 when, sadly, they quit publishing).

Wearing your nametag is a huge help to everyone. This is an excellent way for us to get to put names and faces together.

Check out as many of our more than 3,305 books, DVDs, and CDs, plus magazines, (and Go! Baby equipment as you wish) ~- just remember to return them to the very next meeting, pretty please, as there are so many members in the guild who also wish to use the items.

Our library needs many, many volunteers. You do not need to formally sign-up to help – we'll take whatever time you can spare before or after any meeting. If you do not like the job you are given, don't be shy – let us know what you would rather do. I can never thank everyone enough for their assistance and support with making our library the best in the entire world!



## Block-of-the-Month

'S' is for Scrappy is the September Block-of-the-Month. This block is super easy, very quick, and lots of fun! It's as easy as going to your stash (we all have one, right?!), picking out a variety of fabrics with Ultra Violet or a shade of purple, prints and/or solids in hues of lights, mediums, and darks. Then follow the easy-to-follow instructions posted to our website under 'Block-of-the-Month'. You are done! Congratulations! The time you save on this easy-to-sew block will allow you extra time and energy to sew many blocks.

The instructions are on our website:  
[www.santarosaquiltguild.org/block.php](http://www.santarosaquiltguild.org/block.php).


The Scrappy block measures 9 1/2" x 9 1/2". Sew one or as many as you like to increase your winning chances.

**Congratulations** to Karen Boscolo, Pam Brown, Kay Hartman and Earlene Maffioli for winning the drawing for the July BOM, Joy.

There were lots of blocks sewn by Guild members which allowed for four winners of this awesome block. Thank you!

**\*Special Note for New Members:** Join in the fun of sewing a BOM. A new BOM is introduced at the first meeting of each month. You can increase your chances of winning by sewing several blocks because for every block turned in, you receive a raffle ticket. At the first meeting of the following month, a drawing takes place for one or more Guild members to win the blocks that have been completed that month.

Thank you for your participation. Have fun creating your Scrappy blocks.

 Cathy Conover & Jeanne Parent



## Meals on Wheels Placemats

Thank you SRQG for your fabulous support of this Project. So far, our guild has completed 223 placemats! And, there are many kits in the works. It is a wonderful way to eliminate some of your stash for a good cause. The deadline is November 1st, so be creative and challenge yourself. Remember, any shape, any size is perfect!

 Genelle Voorhees



## Boutique and Raffle

Winners for the month of August have been: Ann Nolen, Vicki David, a guest, Elaine Tucker, Carolle LeMonnier, Jim Jensen, and Anni Donahue. At two meetings our guests who brought their opportunity quilts to display, have bought raffle tickets and been lucky enough to win a raffle basket. Let us hope that one of us will be lucky enough to win their beautiful opportunity quilts. They have been spectacular.

Volunteers for the boutique are most welcome and helpful. I look forward to future meetings to see what transpires—keep up the good work everyone. Thanks to Ann Nolen for stepping forward to sell raffle tickets at meetings when Chris cannot attend. She does a good job but it is hard to fill Chris's shoes. All donations are welcome and everyone gets to admire other members' artistic endeavors, not just Betty's. Thank you all for helping us out. It is all good! Donations of some form to keep our guild meetings interesting and money coming in to keep us operating.

Thank you to all our members. We are a wonderful organization,

 Betty Upchurch

## Friendship Blocks

It's as easy as 1 – 2 – 3 !

Steps to request a Friendship Block:

1. Be inspired by a block, theme, or technique that you love.
2. Share your idea with the Friendship Block Chairperson.
3. Complete at least 3 Friendship Blocks for 3 members.

That is all there is to it!

For more inspiration check our easy to use Friendship Block page:

<http://www.santarosaquiltguild.org/friendshipblocks.php>

The Friendship Block committee will need a new chairperson in 2019. Is this the job for you?

 Janice Juul

**Change of  
Information?  
Don't forget to notify  
the Membership Crew**

## Technique Sharing Workshops

It is hard to believe we are on the downside of 2018. Where has the year gone? We have some interesting workshops left for the rest of the year so be sure and include them in your schedule. These workshops take place after lunch on dates listed below. Our members share their skills and insights. We have a very talented group of sewers and quilters...and knitters... so be sure to take advantage of them.

**September 6, 2018:  
Project mats for travel with  
Carole Behlke**

Ever had trouble working on a project when traveling because you just couldn't keep track of the pieces and supplies. Carole has just the solution for you. As a veteran flier and quilter she has solved the problem! This is a great project you can easily make for your travels too.



**October 18, 2018:  
Tips and Tricks with Guild Members**

Do you have a special technique or tip to share with

## Technique Sharing Workshops continued

fellow members? This can be the use of a tool, sewing table helpers, how to fix a warped mat, or anything quilt related. Please sign up and share in a round table format with other members. We can all use the wisdom others have gained from their quilting and sewing experiences. This workshop will be fun, full of good ideas and Treats for those participating.




**November 15, 2018: TBA**

If you have an idea or something you would like to share for a workshop, please contact me.

Jan Nilsen

## Sunshine



Knowing that someone cares can really make a person's day brighter. Please contact me by phone or email if you know someone who could use a card from the SRQG.

Happy Sewing,  
Jan Westerman  
(Ms. Sunshine)

### Technique Sharing Workshops continued →

## Meissner Sewing & Vacuum Centers

Northern California's Largest Sewing, Quilting, and Embroidery Retailer

**Free Classes**

with new machine purchase

**Low Price Guarantee**

We will not be undersold!

**On-Site Repairs**

By certified sewing machine & vacuum technicians

**Largest Showroom**

of sewing machine furniture on the West Coast!

**Meissner Complete Protection Plan**

One of the best warranty plans in the industry!



Authorized Dealer



*Meissner*  
Sewing & Vacuum Centers

MEISSNER SAVINGS COUPON

20%  
OFF

Accessories & Notions\*

Valid September 1 - 30, 2018 in store only

\*Offers good September 1 - 30, 2018. Discount taken from MSRP. Not valid with any other offers. Selection varies by location. In-stock items only. Some restrictions apply. See store for details. Although we strive for accuracy in all of our publications, we are not responsible for typographical errors, misprints or printing errors.

 <b>www.MeissnerSewing.com</b>	<b>Sacramento</b> (916) 920-2121 2417 Cormorant Way	<b>Folsom</b> (916) 984-7071 Clarksville Rd. Ste. 150	<b>Roseville</b> (916) 791-2121 9250 Fairway Dr., Ste. 110	<b>Santa Rosa</b> (707) 575-5259 1250 Mendocino Ave
-----------------------------------	---	---	--	---

## UFO Challenge

You have until next week to get that UFO finished!!

On Thursday September 6th you will get a chance to show your completed UFO and receive your fat quarter and chocolate - or not.

Personally I am 1 for 2 - having completed one top, and failed to quilt the other. But it kept me in action!

✿ Ellindale Wells

# Volunteer!

We have opportunities everywhere, and it's a great way to make new friends, and help our guild!



## Tri-Guild Luncheon 2019

The Tri-Guild Luncheon is not until next year, but the Right, Left, and Center (That is Toni Anderson right, Jan Westerman left, and Genelle Voorhees center) are working on the overall planning for the March 23, 2019 Tri-Guild Luncheon.

If anyone has ribbons and trimmings you no longer need, please give them to either Right, Left, or Center. If you have any old-fashioned tea cups and saucers you would like to part with, please bring them to the next couple of meetings.

We realize that this is a strange request, but we think you will enjoy or decorations.

Thank You!  
Left, Right, and Center (Toni, Jan W., and Genelle)

## Board Meeting

Thursday, September 27, 2018

10:00 a.m.

Scottish Rite Family Room

All Members Are Welcome



*Floating to the Top* by Geni Beam

## The Pointless Sisters art quilt group presents Pointless in Occidental

This year's exhibit includes the recent challenge  
"Reflections"  
as well as other contemporary quilts.

One month only!  
September 1st - September 30th, 2018

Opening Reception: Sunday, September 2nd, 2 to 5 pm

## Occidental Center for the Arts

3850 Doris Murphy Ct—Off of Bohemian Highway Occidental  
707 874-9392—[www.occidentalcenterforthearts.org](http://www.occidentalcenterforthearts.org)  
Open Friday, Saturday, Sunday from 11 am to 4 pm  
and during OCA events.


## Sonoma County Fair

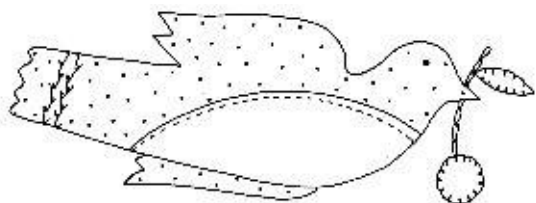
Santa Rosa Quilt Guild did well at the Sonoma County Fair this year with ribbons awarded to many of our members. The quilt demonstrations went well with lots of baby quilts tops completed. It was delightful to work in the Garrett Building surrounded by beautiful quilts and other crafts. Our Opportunity Quilt, made by Genelle Voorhees and Lori Platt, "Our Town, New Growth, Resilience" received a Second Place red ribbon and made lots of money with ticket sales.

Other winners were:

Mary Ann Hayre	2 Firsts, Second, Third and Best of Show
Su Lin Mangan	First, Second
Heidi Anderson	First
Jeanne Nelson	Third
Toni Anderson	Third, 2 Fifths
Nancy McDermott	First, Fourth
Elizabeth McDonnell	2 Seconds
Mary Nurmi	First
Genelle Voorhees	Second
Caroline Pope	Fourth, Fifth
Jennifer Baker	First, Second
Betsy Smith	Third
Margo Pitter	Second, Third
Elizabeth Park	Second, Third, Fifth
Janice Rodgers	Fourth
Karen Boscolo	Second
Lyra Bobo	First
Jackie Pitts	Fourth
Metha Schuler	First
Elizabeth Marrs	Second
Joanie Bellinghausen	First, Second
Carol Jarvis	Fourth
Jim Jensen	Fourth
Carole Behlke	Third

Our Best Hand Quilting Award was given to Maureen Burns, and Jasmine Zamora received our Youth Best Use of Color and Design Award. Jasmine is a member of Beth's Club. Congratulations to all and we hope to see all these award winning quilts at our special Fair Award Show-and-Tell at our Founders' Day Luncheon on September 20th.

 Pam McVey



## Community Quilts

I hope you have all had a good summer. The end of the year will soon be here. Remember all the quilts we need to donate to the community at that time. Lap-sized quilts for all ages are especially needed this year. Simple straight-line quilting is great for these quilts. You don't need to be doing fancy free-motion quilting on them. If you need batting or backing for a community quilt talk to Laura or Janet.

Our last Quilt-a-Thon will be Thursday October 4th. Make sure it's on your calendar. It is always a fun day at guild. Thank you for all the beautiful quilts.



Pam Beebe, Laura Barrett,  
Nancy Stedman and Janet Tonkin

### COMMUNITY QUILT SIZES

If you are making donation quilts on your own, these are the approximate sizes most needed.

32" x 40" Baby Quilts	For Sutter and Memorial NICUs, Public Health nursing, and teen moms. We provide kits for making the tops, or you may use your own fabrics.
40" x 60"	For Valley of the Moon and other organizations serving children in need. Please use bright colors for young children or fabrics that will appeal to teenagers.
50" x 65"	For 18 year olds aging out of the Foster Care system, and for women residing at the YWCA Safe House.
40" x 60"	Lap quilts for adults to be handed out by Secret Santa, women being served by Verity, seniors in local convalescent hospitals, and others.
Doll Quilts	For little girls and boys. We collect them throughout the year and donate during the holidays.

Thank you to all who are involved with this important outreach project!

 **For the Record**

The minutes of our meetings can be found archived on the blog on our website. Please review them and report any corrections to Janice Juul or Jim Jensen.

# Roseland University Prep


Six of the ten Beth's Quilting Club (BQC) members entered 7 quilts in the Sonoma County Fair, and ALL received blue ribbons, including two rosettes from SRQG, and Moonlighter's, producing monetary awards. We are very proud of our students! Their quilts are beautiful.

A special THANK YOU to our BQC Volunteers: Rhonda Denny, Lorna Fiori, Angie Frey, Marilyn Lira, Elizabeth Marrs, Jan Nilsen (Landscape Quilts Lead), Betty Upchurch, Diana Watson, Jessica Mullins-Thomas (RUP BQC Advisor), and Dr. James Foley. Dr. Foley founded the club in memory of his wife, Elizabeth "Beth" Foley, SRQG and Pointless Sisters member, and attends BQC meetings weekly.

 Genelle Voorhees



Marycruz's Landscape



Annabell's Quilt



Oxmar's Landscape



Jasmine's Kaleidoscope



Jasmine's Landscape



Angel's Quilt



Rosalia's Landscape



# NOMINATIONS FOR 2019 ELECTED BOARD ARE NOW OPEN!

As Parliamentarian I have the huge job of chairing the Nominating Committee.

Our Bylaws dictate that the committee has two Elected Board Members and two General Members serve on the committee. Carole Behlke, Mary Wood, Janet Tonkin, and Jan Westerman have very kindly agreed to assist.

All thirteen positions are open for nominations (President, Vice President, Secretary, Treasurer, Program Chair, Program Chair-Elect, Parliamentarian, and six Members-at-Large). The term is for one year, beginning at our first meeting in January. Any Member wishing to learn more about the positions may borrow a "Pink Binder" which describes each position in detail, or may ask the current person holding the job, or talk with a Nominating Committee Member.

Elected Board Members need to attend the Board Meetings, which are held on the fourth Thursday of most months (and a Joint Board Meeting at a date-to-be-determined in December), beginning at 10:00 a.m., and usually concluding by noon. We meet in the Family Room at the Scottish Rite Center.

If you have ever thought of serving our Guild, now is the time to step forward to volunteer your name. Please contact anyone on the above-listed Committee if you are interested and/or have questions regarding any of the positions.

Please remember ~~ we are not mind readers ~~ you will do us a huge favor by speaking up to let us know you are ready to serve.

**Sharon 'the Librarian' Fry  
(and as Parliamentarian, Chair of the Nominating Committee)**

# 2018 Executive Board & Committees

## 2018 EXECUTIVE BOARD

President  
Vice President  
Treasurer  
Secretary  
Program Chair  
Program Chair Elect  
Parliamentarian  
Members-at-Large

Jim Jensen  
Linda Hooper  
Carole Behlke  
Janice Juul  
Rhonda Denny  
Janice Rodgers  
Sharon Fry  
Vicki David  
Joy McGoran  
Pam McVey  
Heidi Mitarai  
Margo Pitter  
Mary Wood

Field Trip  
Finance  
Friendship Blocks \*  
Historian \*  
Hospitality \*

Library \*  
Membership \*

Newsletter Editor  
Nominating  
Opportunity Quilt Ticket Sales \*  
Sew-A-Row \*  
Sewing Room Sale  
Sunshine \*

TSW (Tech. Sharing) \*  
UFO Challenge  
Videographer \*  
Website \*  
Welcoming Committee  
Past President

Marsha McAlpin  
Carole Behlke  
Janice Juul  
Sharon Fry  
Carolle LeMonnier, Judy Lindberg  
Georgiann Morrissey  
Sharon Fry  
Jan Andrews, Sue Gragg and  
Vicki David  
Jan Andrews  
Sharon Fry  
Diana Watson  
Sharon Oman & Genelle Voorhees  
Joy McGoran  
Jan Westerman  
Jan Nilsen  
Ellindale Wells  
Linda Hooper  
Linda Hooper  
Rhonda Denny  
Vicki David

\* Standing Committee

## 2018 COMMITTEES

Block of the Month \*  
Boutique \*  
Challenge Quilt  
Community Quilts \*  
Crafts Fair  
Email Coordinator \*  
Fair Liaison

Cathy Conover & Jeanne Parent  
Betty Upchurch  
Elizabeth Marrs  
Laura Barrett & Janet Tonkin  
Bonnie Butler-Sibbald  
Sharon Fry  
Pam McVey

# Remember!

NAME TAG    SHOW AND TELL    BEVERAGE CONTAINER

LIBRARY BOOKS    LUNCH    NO PETS    NO FRAGRANCES

REUSABLE PLATE & FORK    CELL PHONE ON SILENT

# SRQG 2018 Calendar

## SEPTEMBER

## OCTOBER

**6**      **General Meeting**  
UFO Challenge Due  
TSW: Carole Behlke: Carrier Bag for Quilting  
While Traveling

**4**      **QUILTATHON!!**  
9:00 - 3:00 Scottish Rite Center  
Bring your projects for this fun day of quilting  
and chatting!!!

**20**      **Founders Day**  
Founders Day Potluck  
Fair Winners Show-and-Tell

**11**      **PIQF Bus Trip**  
Contact Marsha McAlpin for more details.

**24**      **Guild Sew Day!**  
Free Guild Sewing Day  
Scottish Rite Center  
9:00 a.m. to 3:30 p.m.  
8:30 a.m. for set-up

**18**      **Program Meeting**  
Sue Nickels: "Made by Machine"  
TSW: "Tips and Tricks from Guild Members"

**27**      **Board Meeting**

**19**      **Workshop**  
Sue Nickels: "Machine Applique"  
Luther Burbank Art & Garden Center  
9:00 a.m. to 3:30 p.m.  
8:30 a.m. for set-up

**25**      **Board Meeting**

# Santa Rosa Quilt Guild Affiliates

## BAY QUILTS

Sally Davey & Abbey Shane  
5327 Jacuzzi St. #3-C ☞ Richmond, CA 94804  
(510) 558-0218  
<http://bay-quilts.shoplightspeed.com/>  
[sfbayquilts@gmail.com](mailto:sfbayquilts@gmail.com)  
[daveysally49@gmail.co](mailto:daveysally49@gmail.co)  
Monday - Friday 10:00 - 6:00  
Saturday – Sunday 12:00 - 5:00

## BOLT FABRIC AND HOME

Kate Barrett  
219 N. Cloverdale Blvd. ☞ Cloverdale 95425  
894-2658  
Tues. - Sat. 10:00 - 6:00  
Sunday 11:00 - 4:00  
<http://www.boltcloverdale.com/>  
[info@boltcloverdale.com](mailto:info@boltcloverdale.com)  
10% discount for SRQG members

## BROADWAY QUILTS

Gery Rosemurgy, Owner  
20525 Broadway ☞ Sonoma, CA 95476  
707-938-7312  
[www.broadwayquilts.com](http://www.broadwayquilts.com)  
Mon-Sat 9:30-5:30, 11-3 Sunday

## CLOVERDALE QUILTING

Margaret Davids, Owner  
111 Lake St. ☞ Cloverdale, CA 95425  
415-577-8407  
<https://www.cloverdalequilting.com/>  
[cloverdalequilting@gmail.com](mailto:cloverdalequilting@gmail.com)  
Hours by Appointment

## THE LONGARM LADY

### AT QUILTY PLEASURES STUDIO

Custom Machine Quilting by Gari Jones  
112 Schoolhouse Lane ☞ Geyserville, CA 95441  
217-0087  
<http://thelongarmlady.com/>  
[thelongarmlady@gmail.com](mailto:thelongarmlady@gmail.com)  
Hours by Appointment  
10:00 - 4:00 Seven days a week  
By appointment

## MARIAN'S MAGIC NEEDLE QUILTING

Custom Machine Quilting  
Marian Drain  
1140 Sanford Ranch Rd. ☞ Ukiah, CA 95482  
472-0195  
Hours by Appointment  
[cuddletimequilts@me.com](mailto:cuddletimequilts@me.com)

## MEISSNER SEWING & VACUUM CENTER

James Meissner, Owner  
P.J. Lytton, Store Manager  
Authorized Baby Lock, Brother, Bernina,  
Janome and Gammill Dealer  
1250 Mendocino Ave. ☞ Santa Rosa, CA 95401  
707-575-5259  
<http://www.meissnersewing.com/>  
Mon - Fri: 10:00 to 6:00  
Saturday: 9:00 - 5:00

## QUILTED ANGEL

Barbara Meikle  
200 G Street ☞ Petaluma, CA 94954  
707-763-0945  
Seven days a week  
11:00 - 4:00  
<http://quiltedangel.com/>

## QUILTED VINE

Machine Quilting  
Lynda McLean  
2080 Mt. Olive Way ☞ Santa Rosa, CA  
707-528-4256  
707-318-1940  
Hours by Appointment  
[quiltedvine@sbcglobal.net](mailto:quiltedvine@sbcglobal.net)

## VILLAGE SEWING CENTER

John Furtado  
1455 Santa Rosa Ave. Suite B-1  
Santa Rosa, CA  
707-544-7529  
Monday - Friday 10 am to 6 pm  
Saturday 10 am to 5 pm  
<https://villagesewing.com/>  
[john@villagesewing.com](mailto:john@villagesewing.com)

# SANTA ROSA QUILT GUILD



## CONTACT INFORMATION

### PRESIDENT

Jim Jensen

president@santarosaquiltguild.org

### VICE PRESIDENT

Linda Hooper

### NEWSLETTER EDITOR

Jan Andrews

### MEMBERSHIP

Jan Andrews, Sue Gragg  
and Vicki David

### PROGRAMS

Rhonda Denny

## MEETINGS AND MEMBERSHIP

The Santa Rosa Quilt Guild meets the first and third Thursdays of each month (in December only one meeting is held on the first Thursday) at 10:00 a.m. at the Scottish Rite / Masonic Lodge in Santa Rosa, 600 Acacia Lane, between Mission Boulevard and Middle Rincon Road on Highway 12 east of Santa Rosa.

Membership dues are \$35 per year. The calendar year is January to December; new member's dues are prorated. Regular meetings, special programs, use of the extensive library and special discounts from some affiliates are benefits of membership.

## Meeting Etiquette

- ◆ **Please avoid chit-chat while someone is speaking to the group.**
- ◆ Please peruse the Silent Auction and Boutique before or after the meeting--not during the meeting.
- ◆ Please, do not browse the speaker's sales table during the meeting.
- ◆ Please set your cell phone to silent mode or turn it off.
- ◆ At Speaker Meetings, please move to the center of the rows and eliminate empty seats so late-comers will be able to find a seat and not disturb the group.

*Thank You Sew Much!*

