



Stitch 'n Times

Santa Rosa Quilt Guild
P.O. Box 9251, Santa Rosa, CA 95405
July 2020 • Vol. 44 • No. 7

President's Message

Anyone for a roller coaster ride? Oh wait, we have been on one the past several months and it is making us all a bit dizzy. As you all know by now, our gatherings in July have been cancelled. We still have Block-of-the-Month, Sew-A-Rows, Placemats for Meals on Wheels, kitty hammocks, and many other various projects and committees that we can continue to support. Let's continue sewing and watching videos and YouTubes of quilting techniques, and using this "down" time to do things you love. You can venture out a little bit with your mask and hand sanitizer. Order food to go or ask to be served on the patio staying 6' away from others! It will make you feel a little better.



I am so proud of our guild! Our members have made hundreds (and in actuality, thousands) of masks, and donated them to our First Responders, our community, family, and friends. THANK YOU! And thank you Vice President Jan Nilsen for leading the mask making effort and working with John Furtado at Village Sewing to drop off supplies and masks to keep up with the demand. It was such a wonderful partnership!

 Genelle Voorhees

Quilt Challenge

I know we have all been quilting a lot with the extra time at home we have now. It is so wonderful to have such a great hobby to keep us entertained. Quilts are so practical and comfortable that they are always appreciated. However, we can make quilted things just for fun.



I made this little bird with quilted wings. The quilting was the easiest part. I challenged myself to make something new and it was a great learning experience. This little bird was adapted from the book, *The Artful Bird*, by Abigail Patner Glassenberg (2010).

We have the five stay-at-home challenges and I hope you also make something quilted that is not a quilt. The deadline for making the challenge was August 6, 2020. But like everything else, we can look forward to the next time we get together to share what we have been doing, and if appropriate, share where you got the pattern.

I am sure some of us will want to copy the new creations.

 Debbie Faris-Cole

Block-of-the-Month

Summer Pinwheel


It's summer, it's hot and breezy, and it's patriotic! That's our July BOM. And it's three dimensional! The background is light and the pinwheel blowing in the wind can be red, blue, or red, white, and blue.



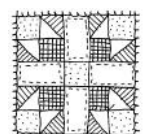
And because we are in the midst of those lazy summer days, this block is super easy to make. So make one or make lots!!! Remember the more you make the better chance you'll win even more.

You'll find directions for this fun block at:

<http://www.santarosaquiltguild.org/block.php>.



 Carolle LeMonnier
Joanie Bellinghausen



Sewlutions

Are you familiar with the different types of batting and what each type can bring to your quilts? I have always used the same kind of batting, a cotton/poly blend. Now, after choosing batting out of habit, I am ready to understand alternatives in my choices. After researching, I feel I have the information I need to make smart batting choices. Here is what I found out:

Cotton/poly blend is typically 80% cotton and 20% polyester. It has the benefit of cotton, but has more loft. It holds up well for projects that will be frequently washed.

Polyester batting holds its shape and thickness nicely. It is thicker but lighter, and keeps you warm without the weight. It is non-breathable, but resists mold and mildew. It is available in several different thicknesses.

Cotton batting is made from natural fibers. It has a nice soft texture. It is usually 1/4" thick and works well for projects that don't require loft.

Bamboo batting is made from 50% bamboo and 50% organic blend batting. It is very breathable and ideal for machine quilting. It holds up well to being washed a lot.

Wool batting is lightweight and warm. It is about 1/2" thick and resistant to creases. It holds its shape well and is a good choice for all kinds of quilting.

Fusible batting contains a fusible web so layers can be sandwiched and basted. Use the wool setting on your iron and press from the center out, pressing each area for 3-4 seconds. Let the fabric cool, then repeat on the other side.

Bonded batting has a light adhesive on both sides that holds the fibers together. The adhesive dissipates in the wash. It also helps with bearding, which is when the fibers push through the fabric.

Needle-punched batting is mechanically felted together by punching it with many needles. It makes the batting firmer and denser than many other options. It is ideal for wall hanging that might sag over time.

Happy Quilting!



Toni Anderson



For the Cats

A quilt for SNAP Cats

'Got Gatos'
(47" w by 53" l)

\$650.00.

(100% of the proceeds benefit SNAP cats.)

I am fickle. I know this about myself. I often fall in and out of love with my work as it progresses. When I'm not encouraged by a project, I put the pieces away and await inspiration. Enter SNAP Cats. I donated a cat quilt to Snaps as a fundraiser. After a short time, it sold and I flipped! Very exciting. Darryl asked me to make another. How could I not?



I perused my fabric inventory but nothing jumped out. Then I found an email from Bolt Fabric and Home in Cloverdale and I *need* what I am looking at in the message: Laurel Burch fabric has an anniversary edition called 'Frolicking Felines.' I called Kate, the owner, and asked for two panels. Two days later Laurel Burch is in the house! Then I remember I have a Dresden Plate quilt-top that's just been waiting for this newly acquired, gorgeous fabric. Inspiration!

This quilt is what happens when Anelie Belden's 'Thoroughly Modern Dresden' mashes-up with Laurel Burch's 10-year anniversary edition fabric, 'Frolicking Felines.' I love Lady Belden's sampler because it's a mix of blades and plates of different sizes. I used her layout as well to keep it simple. She had already done the math. Why would I mess that up?

I have an affinity for mixing bright colors with black backgrounds. I love the drama this combination brings. The pretty purple floral fabric in cotton came from Malaysia. I like to include silk and velvet in most of my work. Usually a special treat left for Halloween, glow-in-the-dark thread is a feature of this quilt. I love yoyos (the little circles on the flowers). Most of these are silk, though some are cotton.



Rhonda Denny



Remember Me

One of the many disadvantages of having to sequester is not being able to be together to acknowledge the passing of beloved friends who have been members of SRQG. May we always remember with joy and fondness these friends we have lost since we last met.

Edy Sorenson

Edy Sorenson was an active guild member and part of the kitchen hospitality crew working with team lead Carolle LeMonnier, before she had to move closer to family as her illness progressed and prevented her from attending our guild meetings. She recently passed away and many of us lovingly remember her.

From Carolle LeMonnier:

When Georgiann and I volunteered to be hospitality many, many years ago, up popped Edy immediately. I had never noticed her before because I was so new and everyone was 'new' to me. And so Edy became my co-hospitality person, my go-to gal when I needed something, and my friend.

She always got to the meeting before the rest of us, and had the coffee going before anyone else arrived. When she got her fancy, sexy little mustang, she not only got there early she got there in style!!!!

Even when she moved to St. Helena she came to our meetings over her son's objections. We were family; we had stories to tell and jokes to laugh at. While people felt sorry for us because we were washing and drying dishes, we were laughing and sharing our stories and Edy had the best stories.

When she no longer came to our meetings, Judy Lindberg tried to contact her many times, but I think the Alzheimer's prevented her from making that connection. Alas, no disease can prevent the memory of such a wonderful, humorous, giving person as Edy. We should remember her.



Mitzi Dowling

From Raychell Sumner

Very sad news for my fellow Guild members. Mitzi Dowling passed early Friday morning, April 17. She was a wonderful friend and mentor. Her Appliqué Quilts were exquisite. She was a featured quilter at Moonlighter Quilt Show and in Eureka. I will miss visiting her and her laugh.



May she now Rest In Peace.

From Sharon Fry


Mitzi joined our Santa Rosa Quilt Guild in 1989, shortly before I became a member. I totally agree with Raychell Sumner that Mitzi's applique quilts were exquisite, and will add that her miniature quilts were also absolutely fabulous, as illustrated by the photo I borrowed from our guild's website, taken on February 20, 2013, as Mitzi shares her good news of winning a purple ribbon.



In 2005, I put out a request for Friendship Blocks with the theme of "Houses on Christmas Eve" and persuaded makers to embellish as if Rhonda Denny were making the block. Mitzi telephoned me in a panic

asking for advice about embellishing as she was very uncomfortable learning something new, but let me tell you, once Mitzi got her head around something, she executed everything she touched in perfection, as you can see by the photo of the block that is included in my quilt. While on that telephone conversation Mitzi told me about living in England, where she was born, and being bused to the safety of the country as a little girl during the war.

Even though Mitzi's health did not allow her to join us at guild meetings these past few years, she still signed on to create a masterpiece for my "Roses of Sharon" Friendship Block in 2015, and I cherish that piece of art that she made just for me.



Remember Me continued →

Remember Me continued

For those of us who shared the all too short path with Mitzi, we will always smile when we hear her name and see photos of her wonderful work.

From Betty Upchurch

April 17 at 7:32 came a sad phone with the news of Mitzi's passing. I will miss my dear friend of 20 years. We have shared a lot of information and experiences with so much pleasure. Mitzi and her perfection in her quilting will be greatly missed.

Hopefully she is enjoying a reunion with family and friends in heaven; maybe she is teaching the angels how to get the perfect quarter inch straight seam.

Karen Boscolo

From Sharon Fry

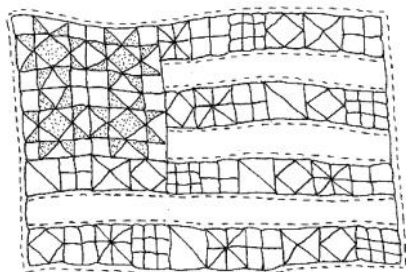


Karen joined our Santa Rosa Quilt Guild in 2006. Karen may not have attended as many meetings as we would have liked, but she was one of those quiet people who was constantly making quilts for our Community, for which she was acknowledged with a

Merit Award in 2011. I will miss her cheerfulness and sweet smile.

From Lavella Cassinelli and Leslie Ary

Karen was one of the original founders of our group that made quilts for veterans. She was a prolific quilter and made hundreds of quilts that were given to those who served. She had a quiet presence, was very private, and one of the kindest and most caring people. We will miss her very much, and we share that sentiment with all the veterans she honored with one of her creations.



Friendship Blocks

What a wonderful past month we have had with Janice Juul's "You Gnome I Love You" Friendship Block request. Those cute little guys have been delivered to her mailbox and have brought her many smiles. The sign up for this FB is now closed. A big thank you to all who participated.

A new Friendship Block has been requested by our very own Carolle LeMonnier! She has appropriately named it "2020."

Carolle says:

I would like Friendship Blocks from my friends that depict these very times. Our world today: pandemic, racial injustice, or any other issue that is rocking our country. The block can be words, like the protests signs we've been seeing (some are funny some are very poignant), or the banners we see in our neighborhoods thanking nurses and doctors, or anything that symbolizes to you the first half of 2020. It can be pieced, appliqué, embellished. It can be any size (I'll make it fit!) I plan on hand quilting at least some of it. You can mail it to me (that's why I want to do this so I can have more interactions!!!!) and sign your piece, front or back or wherever.

My address is P.O. Box 2108 Healdsburg 95448 and phone number is 956-5054

If you are interested in making a block for Carolle, please let me know and I will sign you up. She asks that you mail the block to her by January 2021. She will follow up with me as she receives them. Sounds like this will make a wonderful quilt depicting an important time in our history.

Stay safe. We will get by. We will survive.

 Heidi Mitarai

This is an affidavit for participating in the Friendship Block program. If you want to participate, be sure to contact Heidi Mitarai. For more information, see <http://www.santarosaquiltguild.org/friendshipblocks.php>.



From Jim Jensen

With the sequester at home, I've been going through my many bins of fabric. I came across the Friendship Blocks that were made for me in 2014, which was my first and only time for requesting blocks. Apparently I was having a vision of the project at the time, but no idea how I would pull it all together, so when I

Friendship Blocks continued →


Community Quilts

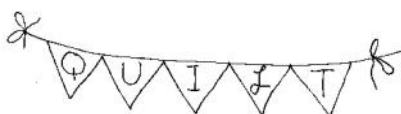
Thank you so much for the great response to the request for quilts, especially NICU quilts. We have missed a quilt-a-thon in May and Fifth Thursdays in April and July. Thanks to your good work, we have received 86 NICU quilts, 44 VOM size, three for Emancipated Youth, 18 doll, and one raffle quilt. Also, tops have come in and there are a bunch of quilts in progress out there. Quilters have picked up kits, tops to quilt, batting, and backing. Good work all around. It has also been fun to see members briefly as items have been exchanged.

Please keep working on more quilts as time and supplies allow.

Stay safe and well.

Thank you to all who so generously participate in making quilts for our community!


 Janet Tonkin tonkin946@gmail.com
 Laura Barrett lfinnbarrett@gmail.com
 Pam Beebe iquilt@sonic.net



COMMUNITY QUILT SIZES

If you are making donation quilts on your own, these are the approximate sizes most needed.

32" x 40" Baby Quilts	For Sutter and Memorial NICUs, Public Health nursing, and teen moms. We provide kits for making the tops, or you may use your own fabrics.
40" x 60"	For Valley of the Moon and other organizations serving children in need. Please use bright colors for young children or fabrics that will appeal to teenagers.
50" x 65"	For 18 year olds aging out of the Foster Care system, and for women residing at the YWCA Safe House.
40" x 60"	Lap quilts for adults to be handed out by Secret Santa, women being served by Verity, seniors in local convalescent hospitals, and others.
Doll Quilts	For little girls and boys. We collect them throughout the year and donate during the holidays.

Friendship Blocks continued

brought the blocks home they joined my other binned UFOs (yes, I have quite a few.)

A perfect project for these times. Fortunately, I have names on all but one of the blocks; those that needed it, I wrote on the front. What has come to light for me is how wonderful a project like this is, especially if you wait a few years to get to it. I have blocks from many current friends who I miss spending time with, from friends who have moved out of town, and from friends who are no longer on the planet.

As I work on each one, I have the maker in my mind the whole time I'm working on their creation. Bringing them into my consciousness and holding them close to my heart is as close to praying to someone as I get. (I'm more inclined to "pray" in action than I am in words.)

If you haven't had blocks made for you and have the credits, I urge you to come up with a project for your friends to honor you ... and be sure they sign the front of the block. It's very cathartic.

From Janice Juul

To all,

I totally agree with Jim. The thoughtfulness of knowing someone took the precious time to make a Friendship Block just says it all. What a gift of love and friendship.

I am receiving my "You Gnome I ♥ You" blocks right now. Believe me, it has meant so much to find gifts of love in my mail box.

Give it a whirl. Let Heidi know if you are interested.

From Lori Platt

When I am working on my blocks ... I am loving the interplay of color and pattern ... I am also, so very often, thinking of the person who the quilt might be for ...

I also am unconsciously thinking other things ... I look at my quilts - later - and am surprised at how I pulled this or that pattern/color/design ... and how it invariably reflected something going on at the time ...

Friendship blocks - with the name of the maker - ESPECIALLY a few years down the road ... to be working with such treasures, creating a quilt ... that would be a joy!

Quilts, quilt-making, the community of quilters, the buying/stashing/petting of fabric ... oh my goodness!! Such a *Hobby*!

2020 Elected Board & Committee Chairs

2020 EXECUTIVE BOARD

President	Genelle Voorhees
Vice President	Jan Nilsen
Treasurer	Carole Behlke
Secretary	Jan Andrews
Program Chair	Ann Nolen
Program Chair Elect	Bonnie Butler-Sibbald
Parliamentarian	Jim Jensen
Members-at-Large	Toni Anderson
	Vicki David
	Alana Colburn
	Heidi Mitarai
	Margo Pitter
	Mary Wood

2020 COMMITTEES

Block-of-the-Month*	Joanie Bellinghausen
Boutique *	Betty Upchurch
Budget	Carole Behlke
Challenge Quilt	Debbie Faris-Cole
Community Quilts *	Pam Beebe
Corresponding Secretary	Janice Juul
Crafts Fair	Bonnie Butler-Sibbald

Email Coordinator *	Sharon Fry
Fair Liaison	Pam McVey
Field Trip	Marsha McAlpin
Friendship Blocks *	Heidi Mitarai
Historian *	Sharon Fry
Hospitality *	Carolle LeMonnier
Library *	Sharon Fry
Membership *	Jan Andrews
Newsletter Editor	Jim Jensen
Newsletter Proofreader	Sharon Fry
Nominating Committee*	Jim Jensen
Opportunity Quilt Ticket Sales *	Frances Evans
Sew-A-Row *	Betsy Smith
Sewing Room Sale	Joy McGoran
Sunshine *	Jan Westerman
TSW (Technique Sharing Workshop) *	Bonnie Butler-Sibbald
UFO Challenge	Ellindale Wells
Videographer *	Linda Hooper
Website*	Linda Hooper
Welcoming Committee	Rhonda Denny
Past President	Jim Jensen

* Standing Committee

Santa Rosa Quilt Guild Affiliates

BAY QUILTS

Sally Davey & Abbey Shane
5327 Jacuzzi St. #3-C
Richmond, CA 94804
(510) 558-0218

<http://bay-quilts.shoplightspeed.com/>
sfbayquilts@gmail.com
daveysally49@gmail.com

Monday - Friday 10:00 - 6:00
Saturday - Sunday 12:00 - 5:00

BOLT FABRIC AND HOME

Kate Barrett
219 N. Cloverdale Blvd.
Cloverdale 95425
894-2658

Tues. - Sat. 10:00 - 6:00
Sunday 11:00 - 4:00

<http://www.boltcloverdale.com/>
info@boltcloverdale.com

10% discount for SRQG members

BROADWAY QUILTS

Gery Rosemurgy, Owner
20525 Broadway
Sonoma, CA 95476
707-938-7312

www.broadwayquilts.com

Mon-Sat 9:30-5:30, 11-3 Sunday

CLOVERDALE QUILTING

Margaret Davids, Owner
111 Lake St.
Cloverdale, CA 95425
415-577-8407

<https://www.cloverdalequilting.com/>
cloverdalequilting@gmail.com

MARIAN'S MAGIC NEEDLE QUILTING

Custom Machine Quilting
Marian Drain
1140 Sanford Ranch Rd.
Ukiah, CA 95482
472-0195

Hours by Appointment
cuddletimequilts@me.com

MEISSNER SEWING & VACUUM CENTER

James Meissner, Owner
1455 Santa Rosa Ave.
Santa Rosa, CA 95404
707-575-5259

<http://www.meissnersewing.com/>

QUILTED VINE

Machine Quilting
Lynda McLean
2080 Mt. Olive Way
Santa Rosa, CA
707-528-4256

Hours by Appointment
quiltedvine@sbcglobal.net

VILLAGE SEWING CENTER

John Furtado
506 Lewis Rd.
Santa Rosa, CA 95404
707-544-7529

Monday - Friday 10 am to 6 pm
Saturday 10 am to 5 pm

<https://villagesewing.com/>
john@villagesewing.com

Meissner
Sewing & Vacuum Centers

MEISSNER SAVINGS COUPON

Exclusive for Guild Members!

20% OFF

IN-STOCK ACCESSORIES & NOTIONS*

*Discount taken from MSRP on in-store purchases. Not valid with any other offers. Selection varies by location. In-stock items only. Some restrictions apply. See store for details.



Visit us at our NEW home at 1455 Santa Rosa Ave.
Now with more space for in-store events, fabric, and more of the products you love!





www.MeissnerSewing.com

MORE CLASSES AVAILABLE!

PROUD TO BE AN AUTHORIZED DEALER
Availability varies by store.



Sacramento 2417 Cormorant Way (916) 920-2121	Folsom 98 Clarksville Rd., Ste. 130 (916) 984-7071	Roseville 9250 Fairway Dr., Ste. 110 (916) 791-2121	Santa Rosa 1455 Santa Rosa Ave. (707) 575-5259	San Jose 4688 Meridian Ave. (408) 264-4880
------------------------------------------------------------------	------------------------------------------------------------------------	-------------------------------------------------------------------------	--------------------------------------------------------------------	----------------------------------------------------------------



Local Quilt Guilds

- | | | |
|--------------------------------------------------------------------------------------------------------------------------------------------------------------------------------------------------------------------------------------------------------------------------------------------------------------------------------------------------------------------------------------------------------------------------------------------------------------------------------------------------------------------------------------------------------------------------------------------------------------------------------------------------------------------------------------------------------------------------------------------------------------------------------------------------------------------------------------------------------------------------------------------------------------------------------------------------------------------------------------------------------------|-----------------------------------------------------------------------------------------------------------------------------------------------------------------------------------------------------------------------------------------------------------------------------------------------------------------------------------------------------------------------------------------------------------------------------------------------------------------------------------------------------------------------------------------------------------------------------------------------------------------------------------------------------------------------------------------------------------------------------------------------------------------------------------------------------------------------------------------------------------------------------------------------------------------|------------------------------------------------------------------------------------------------------------------------------------------------------------------------------------------------------------------------------------------------------------------------------------------------------------------------------------------------------------------------------------------------------------------------------------------------------------------------------------------------------------------------------------------------------------------------------------------------------------------------------------------------------------------------------------------------------------------------------------------------------------------------------------------------------|
| <p>NORTHERN CALIFORNIA QUILT COUNCIL
http://www.ncqc.net/</p> <p>Carquinez Straight Stitchers (Benicia)
http://www.cssquilter.org/</p> <p>Diablo Valley Quilters (Danville)
http://www.diablovalleyquilters.com/</p> <p>East Bay Heritage Quilters (Albany)
http://ebhq.org/</p> <p>Guild of Quilters of Contra Costa County
http://www.gqccc.org/</p> <p>Ladies of the Lake Quilt Guild (Kelseyville)
http://www.lqg.org/</p> <p>Mendocino Quilt Artists Guild (Ukiah)
http://mendocinoquiltartists.blogspot.com/</p> <p>Monterey Peninsula Quilters Guild
http://www.mppg.org/</p> | <p>Moonlight Quilters of Sonoma County
http://www.mqsc.org/</p> <p>Mt. Tam Quilt Guild (Marin County)
http://www.mtqg.org/</p> <p>Napa Valley Quilters Guild
http://www.napavalleyquilters.org/</p> <p>North Wind Quilters Guild (Fairfield)
http://www.northwindquiltersguild.com/</p> <p>Pacific Piecemakers Quilt Guild (Gualala)
http://www.pacificpiecemakers.org/</p> <p>Pajaro Valley Quilt Association (Aptos)
pvqa.org</p> <p>Peninsula Quilters Guild (Redwood City)
https://www.peninsulaquilters.org/</p> | <p>Petaluma Quilt Guild
http://www.petalumaquiltguild.org/</p> <p>Piecemakers Quilt Guild of So. Alameda Co. (Fremont)
http://www.piecemakersguild.org/</p> <p>San Francisco Quilters Guild
http://www.sfquiltersguild.org/</p> <p>Santa Clara Valley Quilt Association (Campbell)
http://www.scvqa.org/</p> <p>Sonoma Quilters United in Loose Threads
http://sonomaquilt.webs.com/</p> <p>Vallejo Piecemakers (Vallejo)
http://vallejoiecmakers.org/</p> |
|--------------------------------------------------------------------------------------------------------------------------------------------------------------------------------------------------------------------------------------------------------------------------------------------------------------------------------------------------------------------------------------------------------------------------------------------------------------------------------------------------------------------------------------------------------------------------------------------------------------------------------------------------------------------------------------------------------------------------------------------------------------------------------------------------------------------------------------------------------------------------------------------------------------------------------------------------------------------------------------------------------------|-----------------------------------------------------------------------------------------------------------------------------------------------------------------------------------------------------------------------------------------------------------------------------------------------------------------------------------------------------------------------------------------------------------------------------------------------------------------------------------------------------------------------------------------------------------------------------------------------------------------------------------------------------------------------------------------------------------------------------------------------------------------------------------------------------------------------------------------------------------------------------------------------------------------|------------------------------------------------------------------------------------------------------------------------------------------------------------------------------------------------------------------------------------------------------------------------------------------------------------------------------------------------------------------------------------------------------------------------------------------------------------------------------------------------------------------------------------------------------------------------------------------------------------------------------------------------------------------------------------------------------------------------------------------------------------------------------------------------------|

Santa Rosa Quilt Guild



www.santarosaquiltguild.org

PRESIDENT

Genelle Voorhees
president@santarosaquiltguild.org

VICE PRESIDENT

Jan Nilsen

NEWSLETTER EDITOR

Jim Jensen

MEMBERSHIP

Jan Andrews, Vicki David, Sue Gragg

PROGRAMS

Ann Nolen

MEETINGS AND MEMBERSHIP

BY ORDER OF THE STATE OF CALIFORNIA, ALL SRQG MEETINGS HAVE BEEN CANCELLED UNTIL FURTHER NOTICE.

The Santa Rosa Quilt Guild meets the first and third Thursdays of each month (in December only one meeting is held on the first Thursday) at 10:00 a.m. at the Veterans Memorial Building, 1351 Maple Avenue, Santa Rosa, California, across Highway 12 from the Fairgrounds.

Membership dues are \$35 per year. The calendar year is January to December; new members' dues are prorated. Regular meetings, special programs, use of the extensive library, and special discounts from some affiliates are just some of the many benefits of membership.



Santa Rosa Quilt Guild
P.O. Box 9251
Santa Rosa, CA 95405

July 2020 Newsletter