



Stitch 'n Times

February 2011 • Vol. 36 • No. 2

President's Message



I want to thank each and every one of you for your generosity in filling my three beautiful baskets with fabric, treasures and treats! I had so much fun going through all of the fabric and have already cut into some of the 1930's reproductions for a baby quilt. The Halloweens are grouped together waiting for me to come up with a plan, and believe me, I will. You know how I love Halloween, and again, thank you all so much!!

Our first workshop of 2011 with Laura Nownes was a great success and it will be fun to see the quilts that come from the participants. Janice Rodgers and Diana Roberts have lined up some great talent, so I know there will be something for everyone. Sign up soon, as the classes are filling fast!

Happy Quilting!

Jan Andrews

Programs & Workshops


PROGRAM FEBRUARY 17, 2011 ~ "THINKING OUTSIDE THE BLOCK"
WORKSHOP FEBRUARY 18, 2011 ~ "DOUBLE YOUR FUN"

Thinking Outside the Block

On Thursday February 17th our speaker will be Sandi Cummings. She comes to us from Moraga, California. The author of *Thinking Outside the Block*, a Step by Step to Dynamic Quilts. Her work has been juried into many prestigious art quilt shows, including Visions and Quilt National. Sandi has numerous pieces in private and corporate collections. You might have noticed one in a Kaiser building. Fabric art is women's heritage, Sandi believes. They are symbols of how dedicated women attempt to bring beauty to the home and into our everyday lives. For Sandi, quilts and other fabric art represent the quiet strength of women and the caring side of humanity.




Double Your Fun



"This is the most valuable technique I have ever learned and expanded on. A method I call cutting double is a fun and exciting way to make quilt squares with spontaneity! Use free-style cutting methods, either with straight lines or gentle curves. The great thing is you can be as simple or complex as you wish. This technique can be incorporated into traditional quilts to add interest, or you can move beyond that traditional square altogether for a more distinctive, contemporary look. I use it in my quilts all the time. Included among other things are two different kinds of irregular checkerboards and cutting double circles."

Currently this class is full. but please feel free to sign up on the wait list as there are frequently last minute cancellations! The workshop will be held on February 18th, Luther Burbank Art and Garden Center, 2050 Yulupa Avenue, Santa Rosa. Sign up at the guild meeting! Cost is \$35 per person.

 Janice Rodgers and Diana Roberts

Coming in March

Marie Strait will be our guest speaker on March 17th and will be teaching a workshop the following day which will use many scrap fabrics! What a way to start tackling and downsizing your stash!



Quilting has been her passion for more than 38 years and she has taught nearly that long. The allure of color and shapes, a response to the tactile nature of fabric along with a genetic and emotional connection to her fore-mothers come together when she makes quilts.

Marie really likes scrap quilts and makes many. She feels the fabrics tell so many stories and bring back memories as well as feeding her need to use up what she has (and sometimes has a great excuse to buy more fabric)!

Marie's quilts are characterized by using lots of fabrics and an understanding that value of colors is far more important than color. She really enjoys taking traditional patterns and making them look fresh and new with color and layout changes.

Marie sometimes describe herself as a split personality quiltmaker, who enjoys putting a contemporary twist to traditional quilts and also finding pleasure and challenge in contemporary and art quilts.

“We Have Scraps, Now What?”, Match 18th, Luther Burbank Art and Garden Center, 2050 Yulupa Avenue, Santa Rosa. Sign up at the guild meeting! Cost is \$35 per person.



This class offers a choice between two basic 9 patch block variations and ideas for designing with the chosen block.

Students will learn to use their scraps, be freer with putting fabric together, work with color values, and arrange blocks to make their own individual designs.

Participants will be encouraged to share their treasured scraps. This machine piecing class is appropriate for beginners and a fun design challenge for more advanced students.



Janice Rodgers and Diana Roberts

Treasurer's Report

We did very well in 2010, operating well in the black, thanks in big part to the wonderful Boutique Sales, generous donations, and everyone's support of the "fun-raisers."

We have set the Budget for 2011, and every committee and event chair has been given a slip with the amount allotted to their activity. If you think you will require more – please contact me before you spend that "more" – so we can seek Board approval.

The Reimbursement/Direct Payment Request and the Deposit Slip form have been re-designed a bit and have "2011" in their titles. Please discard the old ones to avoid confusion. The forms are downloadable from our website.

Please attach receipts or other verification to the Reimbursement Requests, and circle the amount on the receipt. No receipt is required for copies (3 cents/page B&W, 5 cents/page color) and mileage (14 cents/mile.) It is helpful if your request is timely with the expense (within 30 days is nice), but if your request is for a small amount, and you anticipate more than just one, you may hold the receipts and submit them all with one request every quarter or semi-annually.

Anyone handing me a check or cash should complete a Deposit Slip to submit with it.

Forms for In-Kind (non-cash) donations will be available at all the meetings. On it you may indicate whether or not you want a donation letter for tax purposes.

Thank you all in advance for your assistance.

 Phyllis Gallaway

Community Quilt Sizes

If you are making donation quilt tops on your own, here are the approximate sizes which best serve most of our recipients:

- 32" x 42" Baby quilts — Our biggest need!
- 40" x 40" -- 42" x 42" Toddler quilts in bright colors, or lap quilts in adult themes
- 38-40" x 48-52" Valley of the Moon (big kids)
- 40" x 60" Adult/seniors (only a few needed)

None of our recipients need anything larger than this. If you have enough to make a larger top, consider making it into two smaller ones, which can help two people, and are easier to finish.

Library News

The following is a list of the books that came into our possession since our last newsletter. For images of the covers and more detailed descriptions of the items, just click on LIBRARY on our website www.santarosaquiltquild.org. Linda Hooper has written easy-to-understand directions about how to utilize the library site. To locate the instructions, click on the underlined "here" in the second paragraph at the top of the library page. Let me know if you would like guidance with the site and we'll sit down at the Library's laptop computer after a meeting. A hint: if you are looking for an author, remember to type in the last name first, and if you are searching for a book title, type in the first "important" word leaving the a, an, and the's 'til the end.

NEW BOOKS:

KAFFE FASSETT'S QUILTS EN PROVENCE by Kaffe Fassett

TREASURES FROM THE 30s by Nancy Mahoney

MOON DANCE by Cary Flanagan

KALEIDOSCOPE SYMPHONY by Marilyn Foreman

STAR STRUCK QUILTS – Dazzling Diamonds & Traditional Blocks by Barbara H. Cline

HARI WALNER'S CONTINUOUS-LINE QUILTING DESIGNS by Hari Walner

FRESH QUILTING – FEARLESS COLOR, DESIGN & INSPIRATION by Malka Dubrawsky

DESIGN MAGIC FOR PAINTSTIKS ON FABRIC by Shelly Stokes

ADAPTQABLE QUILTING DESIGNS—good for cornerstones, sashings, triangles by Sue Patten

SEW-A-ROW – A notebook of ideas to motivate your creativity by Sharon Fry (yes, yours truly) (I encourage everyone to add photos, notes, ideas, and tips to this "living" book)

If you are feeling lost at our wild and crazy guild meetings, come to the library corner. We can al-


Library continued →

Pointless Sisters

The Pointless Sisters started 2011 with a trip to the San Jose Museum of Quilts and Textiles to see the following exhibits, **Cream of the Cloth**, Quilts from the Marbaum Collection of Hillary and Marvin Fletcher and Yvonne Porcella: **Bold Strokes**. Members brought their finished and unfinished 2011 Challenge quilts in to show before the exhibit at the Rincon Public Library in March.

Our program for February will be a trunk show and talk about inkjet photo printing on fabric given by Sonja Campbell. For our March meeting we will be doing chapter 5 from *Fearless Designs* by Lorraine Torrance.

We encourage members of the Santa Rosa Quilt Guild to check us out. The Pointless Sisters Art Quilt group meets the fourth Tuesday of each month at the Luther Burbank Art and Garden Center, 2050 Yulupa Avenue in Santa Rosa.

 Suzanne S. Waxman

By the Numbers.....

This year we will experience 4 unusual dates.... 1/1/11, 1/11/11, 11/1/11, 11/11/11

NOW go figure this out.... take the last 2 digits of the year you were born plus the age you will be this year and it WILL EQUAL 111


~Janice Rodgers

Library continued

ways use extra help, and if you don't like the job given to you, speak up and we'll find something better suited to your talents. The entire guild could not function without so many members pitching in to help.

Wearing your nametag is a huge help to everyone. This is an excellent way for us to get to know you.

Check out as many of our more than 2,500 books, magazines, and DVDs as you wish, and return them to the very next meeting, please.



Sharon
'The Librarian'
Fry

Community Quilts

Quiltathon Coming Up February 3rd

Our next Quiltathon is this Thursday, Feb. 3rd. We hope you're planning to join us for another fun workday, to baste and sew the many quilts our guild donates to our community. We have arranged for rectangular tables to accommodate more sewing machines, so please bring your machine if you can, to sew around the edges of the quilts or do some machine quilting. We also have much for those without machines to



do: many quilts need to be spread out and basted, trimmed, turned, pressed and/or hand-sewn – so whatever you can do will be greatly appreciated and make a big difference!

We have found that starting early works for many, so you can come as early as 9:15 am to set up and get started. We will break for the brief guild meeting, library report and show-and-tell at 10am, and then will continue sewing and working until 2:30 pm, with lunch when you want it (bring your sandwich and maybe something for the hospitality table). Some of us love to stay all day, but when you arrive and leave is up to you. Many hands (and machines) make light work, and it's always such a fun day!

What to bring:

- Your smile
- Your sewing machine with walking foot and/or free-motion quilting foot, if you have one.
- Large scissors for trimming, or rotary cutting set-up
- Hand-sewing kit, including scissors, needles, thread, thimble
- Lunch
- Quilt tops or quilts you have at home (finished or not, we will continue them)

For our many newer members: Quiltathons are a whole lot of fun! Our members work together on guild meeting day, three times a year (first meetings of February, May and October), to baste and sew the many quilts we distribute to local charities. Check out the new Community Quilts display board

Community Quilts continued →

Technique Sharing Workshops

Thanks to Jan Andrews and Rhonda Denny for the great January TSWs.

Members and guests are welcome to attend any or all Technique Sharing Workshops (TSW). These workshops, which are free and short after meetings, are lead by guild members.

February 17 - Judy Baldwin will show us how to make pillowcases. We will make these pillowcases to send to our troops in Afghanistan. Fun, bright fabrics will make each one easily identifiable and treasured. If you already know how to make these pillowcases, please join us so that we can make lots.

SUPPLIES: 3/4 yard for main body, 1/8 yard for trim (folded in half lengthwise with wrong sides pressed together, 1/3 yard cut to 2 1/2 for band. Bring your sewing machine, scissors, and general sewing supplies.

March 3 - Melissa Trunick will show us how to make a Mystery Quilt, details to follow. For now it's all a mystery.

March 17 - Cathy Rapp will demonstrate different binding techniques including how to make binding and mitered corners.

 Kat Stephens

Don't forget!

After meeting snacks are just that and not intended to be a full lunch. Members are encouraged to bring something for the food table during the month of their birthday and six months later (or before).

Community Quilts continued

for complete descriptions of how to do the different steps, and please ask anyone for help getting involved or learning how to do something new.

Our first delivery of baby quilts for the year went to Memorial Hospital NICU, so we are officially started for 2011. Thank you everyone for your support, participation, and excitement about this project that makes a difference for thousands of people in Sonoma County every year.

 Tera Antaree and Pam Beebe

Electric Quilt Club

The first meeting of the EQ Club was held on January 18 in Oakmont Village. We did an in-depth review of all the help resources EQ provides on their website, and resources accessible from within the program.

Future meetings will be held on the **2nd Thursdays** of each month at **9 am** at Oakmont Gardens, 301 White Oak Drive (just off Oakmont Drive). Please park on the street or in the very large parking lot across the street, as the visitor parking slots at the Gardens need to be reserved for resident's visitors.

The meeting format will consist of a couple of members explaining how to do something, followed by some Q&A if anyone has a thorny issue, wants advice, etc. We have the room until 12, but the meetings may not last that long. Most of the agenda topics should be completed within the first 1-1/2 hours.

The programs for February 10th are:

1. How to scan your own fabric into your computer so that you can see your quilt as it would look with the fabric you plan to use.
2. How to download free fabric files from the Web, or copy them from purchased STASH CDs, and get them and the scanned fabric files into the fabric libraries for EQ.

It is very helpful to have your laptop, or a laptop buddy, so that you can actually try out what is being discussed. I strongly recommend running out to Best Buy and getting a very **inexpensive wireless mouse** for your laptop, if you don't already have one - it will make trying out lots of things much easier. I am also recommending getting a **USB flash drive** (don't pay more than \$10 for a 4 GB flash drive - they come on sale frequently.) These are handy for transferring files from one laptop to another, in case someone in class had something you covet and is willing to share. If you are at all concerned about power spikes, there are some very **compact surge suppressors** Also, you might think about bringing an **extension cord** if you are planning to plug in, just to make sure you will reach the outlet.

Starting Feb 10, EQ Club messages will be going through our own group email, so if you want to be on the list, email Phyllis Gallaway with your name and request.

 Phyllis Gallaway

Bay Area Quilt Guilds

Carquinez Straight Stitchers (Benicia)

<http://www.cssquilter.org/>

Diablo Valley Quilters (Danville)

<http://www.diablovalleyquilters.org/>

East Bay Heritage Quilters (Albany)

<http://ebhq.org/>

Guild of Quilters of Contra Costa County

<http://www.contracostaquiltguild.org/>

Ladies of the Lake Quilt Guild (Kelseyville)

<http://www.llqg.org/>

Marin Needle Arts Guild (San Rafael)

<http://www.mnag.org/>

Mendocino Quilt Artists Guild (Ukiah)

<http://www.mendocinoquiltartists.com/>

Monterey Peninsula Quilters Guild

<http://www.mpqg.org/>

Moonlight Quilters of Sonoma County

<http://www.mqsc.org/>

Mt. Tam Quilt Guild (Marin County)

<http://www.mtqg.org/>

Napa Valley Quilters Guild

<http://www.napavalleyquilters.org/>

North Wind Quilters Guild (Fairfield)

<http://www.northwindquiltersguild.com/>

Pacific Piecemakers Quilt Guild (Gualala)

<http://www.pacificpiecemakers.org/>

Pajaro Valley Quilt Association (Aptos)

<http://www.pvqa.org/site/index.php>

Peninsula Quilters Guild (Redwood City)

<http://www.peninsulaquilters.org/new/home.php>

Petaluma Quilt Guild

<http://www.petalumaquiltguild.org/>

Piecemakers Quilt Guild of So. Alameda Co. (Fremont)

<http://www.piecemakersguild.org/>

River City Quilters Guild (Sacramento)

<http://www.rivercityquilters.org/>

San Francisco Quilters Guild

<http://www.sfquiltersguild.org/>

Santa Clara Valley Quilt Association (Campbell)

<http://www.scvqa.org/>

Vallejo Piecemakers (Vallejo)

<http://www.vallejoiecemakersquiltingclub.org/>

Santa Rosa Quilt Guild Affiliate Members

Broadway Quilts

Gery Rosemurgy, Owner
20525 Broadway Sonoma, CA 95476
707-938-7312

www.broadwayquilts.com

Mon-Sat 9:30-5:30, 11-3 Sunday

Head to Sew Quilting

Jan Head
8816 Cellar Way
Windsor, CA 95492
837-5006

www.headtosew.com

janicehead@aol.com

Hours by Appointment

Heartmade Quilts

Longarm Quilting
Barbara Youngblood
829-6825 or 483-2511

barbquiltr@aol.com

<http://www.heartmadequilts.com/>

Parkside Sewing Center

Your "Bernina"/"Janome"/"New Home" Dealer

Jim & Anne Marie Wyllie

410 Santa Rosa Ave., Santa Rosa, CA 95404

707-576-1430

Mon.-Fri. 9:30-5:30, Sat. 9-12

Picket Fence Quilts

6090 Redwood Blvd., Novato, CA 94945
415-892-8380

Mon.-Fri. 10-6, Sat. 10-5, Sun. 12-4

<http://www.picketfencequilts.net/index.html>

TheQuilted Vine

Lynda McLean
1575 Farmers Lane, Santa Rosa, CA 95405
707-546-0750

Tues.-Sat. 10-5, Sun. 11-3, Closed Monday

<http://www.quiltedvine.com/>

The Sewing & Vacuum Place

1250 Mendocino Ave., Santa Rosa, CA 95401
707-575-5279

Mon.-Sat. 10-6

<http://www.mysewvacplace.com/>

TopStitchers

Custom Machine Quilting

Kathy Martin

20525 Broadway, Sonoma, CA 95476

707-938-7319

UFO Studio

Custom Machine Quilting

Louisa Otis

635 Searles Way, Petaluma, CA 94954

707-773-0860

Village Sewing Center

210 Coddington Mall, Santa Rosa, CA 95401

707-544-7529

Mon.-Sat. 10-6

<http://www.villagesewing.com/>

Your California Fabric Connection

Mill End Fabrics

Terry Abblett

3445 Clayton Rd., Concord, CA 94519

800-479-7906

Mon.-Sat. 10-6

californiafabric@sbcglobal.net

Mail order service

Occasional Open House Days

Board Meeting

Thursday, February 24th, 10:00 a.m.

Scottish Rite Family Room

All members are welcome

Meeting Minutes

The minutes of our meetings can be found archived on the blog on our website.

Please review them and report any corrections to Jan Andrews or Rhonda Denny.

stitch'n times advertising rates

Business Card	2.25" x 3.5"	\$10.00
1/4 page vertical	3.5" x 4.875"	\$25.00
1/4 page horizontal	4.875" x 3.5"	\$25.00
1/2 page vertical	3.65" x 9.75"	\$50.00
1/2 page horizontal	7.5" x 4.75"	\$50.00
Full page	7.5" x 9.75"	\$100.00

Contact Newsletter Editor Jan Andrews

2011 Executive Board & Committees

2011 ELECTED BOARD

President	Jan Andrews
Vice President	Janice Juul
Treasurer	Phyllis Gallaway
Recording Secretary	Rhonda Denny
Program Chairs	Janice Rodgers & Diana Roberts
Program Chairs Elect	Linda Hooper & Linda Ziemer
Corresponding Secretary	Joy McGoran
Parliamentarian	Chris Nolen

2011 COMMITTEES

Bag Lady	Juanita Campbell
Block of the Month*	Liz Park & Jenine Giblin
Boutique*	Betty Upchurch & Joni Poole
Community Projects*	Tera Antaree, & Pam Beebe
Fair Liaison*	Pam McVey
Field Trips	Melissa Trunick
Finance (Treasurer)	Phyllis Gallaway
Friendship Blocks	Rhonda Denny

Historian*	Sharon Fry
Hospitality	Georgiann Morrisey & Carolle LeMonnier
Library*	Sharon Fry
Membership*	Gloria Murphy & Eve Bressler
MQSC Liaison *	Debbie Bainbridge
Newsletter Editor*	Jan Andrews
Newsletter Circulation	Pat Marabella
Newsletter Proofreading	Diana Roberts
Nominating (Parliamentarian)*	Chris Nolen
NCQC Liaison*	Janice Rodgers
Opportunity Quilt Tickets*	Glenda Ross
Photographer	Elaine Tucker
Sunshine	Jan Westerman
TSW (Tech. Sharing) *	Kat Stephens
Website*	Jan Head
Past President*	Jan Andrews

* Standing Committee

Remember!

- NAME TAG • SHOW AND TELL • COFFEE MUG •
- LIBRARY BOOKS • LUNCH • NO PETS • NO FRAGRANCES •
- REUSABLE PLATE & FORK • CELL PHONE ON SILENT •

SRQG 2011 Calendar

FEBRUARY

- 3** **QUILTATHON**
Bring your machine!!!
- 17** **Program Meeting**
Sandi Cummings ~ "Thinking Outside the Block"
TSW: Judy Baldwin ~ "Pillowcases for the Troops"
- 18** **Workshop**
Sandi Cummings ~ "Double Your Fun"
Luther Burbank Art & Garden Center
2050 Yulupa, Santa Rosa
9:00 a.m. to 3:30 p.m.
8:30 a.m. for set-up
- 18-21** **Cloverdale Citrus Fair**
- 22** **Pointless Sisters**
- 24** **Board Meeting**

MARCH

- 3** **General Meeting**
Annual Guild Challenge will be introduced
TSW: Melissa's Mystery Quilt
- 17** **Program Meeting**
Marie Strait ~ "Scraps, Scraps, Scraps"
TSW: Cathy Rapp ~ "Binding Techniques"
- 18** **Workshop**
Marie Strait ~ "We Have Scraps, Now What?"
Luther Burbank Art & Garden Center
2050 Yulupa, Santa Rosa
9:00 a.m. to 3:30 p.m.
8:30 a.m. for set-up
- 18-20** **Sonoma County Home Show**
- 22** **Pointless Sisters**
- 24** **Board Meeting**
- 31** **FIFTH THURSDAY RETREAT!**
Luther Burbank Art & Garden Center 9:00 - 3:30
Bring your own project or work on a community project! All are welcome!



Quilt Shows and Places To Go

February 11-13, 2011

Back Home Again

Folsom Quilt & Fiber Guild
 Friday 10-5, Saturday 10-5, Sunday 10-4
 Folsom Community Center ~ Folsom, CA
http://www.folsomquilt.org/quilt_show.html

April 2 & 3, 2011

2011 Quilt Show

Guild of Quilters of Contra Costa County
 Saturday 10-5, Sunday 10-4
 Centre Concord ~ Concord, CA
<http://www.contracostaquiltguild.org/>

February 26 - 27, 2011

Symphony of Color

San Francisco Quilters' Guild
 Saturday 10-5, Sunday 10-4
 The Concourse Exhibition Center
 635 - 8th Street, San Francisco
<http://www.sfquiltersquild.org/>

April 9, 2011

**SANKOFA: Preserving Our Past:
 Designing Our Future**

African American Quilt Guild of Oakland
 Saturday 10-4
 Niles/Ginn Hall, Preservation Park ~ Oakland, CA
<http://www.aaggo.org/AAQGO/Home.html>

February 26 & 27, 2011

Quilts Unfold Their Stories

Pajaro Valley Quilt Association
 Saturday 10-7, Sunday 10-4
 Santa Cruz Country Fairgrounds ~ Watsonville, CA
http://www.pvqa.org/site/index.php/site/quiltshow_2009/

April 9 & 10, 2011

Patterns in Time

Foothill Quilters Guild
 Saturday 10-5, Sunday 10-4
 Gold Country Fairgrounds ~ Auburn, CA
<http://www.countrycrossroadsquilters.com/11QuiltShow.html>

March 5-6, 2011

Heart of the Valley Quilt Show

Santa Clara Valley Quilt Association
 Saturday 10-5, Sunday 10-4
 Santa Clara Convention Center ~ Santa Clara, CA
<http://www.countrycrossroadsquilters.com/11QuiltShow.html>

May 20 & 21, 2011

Quilts a' Flyin'

Nevada Quilt Guild
 Friday 10-7, Saturday 10-4
 Fallon Convention Center ~ Fallon, NV
<http://www.nvquiltguild.org/show%20cover%202.htm>

March 19 & 20, 2011

Bloomin' Fun

Valley Quilt Guild
 Saturday 10-5, Sunday 10-4
 Yuba-Sutter Fairgrounds ~ Yuba City, CA
<http://www.valleyquiltguild.com/quiltshow.htm>

June 4 & 5, 2011

Wine Country Quilts

Moonlight Quilters of Sonoma County
 Saturday 10-5, Sunday 10-4
 Veteran's Memorial Building ~ Santa Rosa, CA
http://www.mqsc.org/Annual_Quilt_Show.html