



President's Message

I can't believe June is here and it's Moonlighter's **Wine Country Quilt Show** time! It is always a great show and I look forward to being able to view the fabulous quilts made by our members and the Moonlighter's *in person*.

June is also the time to prepare nominations for awards to be presented at our Founder's Day Luncheon in September. You can get more details on page four.

Our Guild continues to grow like crazy and during this time, it is important for the "old" members to take time to mentor our new members. New members--soon the nominating committee will be seeking folks to fill some of our elected positions and committee chairs, and taking a position, however small, is a fabulous way to get to know people fast! (Ask me how I know!)

Finally, we are lucky to have another Fifth Thursday this month and they are always guaranteed to be FUN (and another great way to make new friends), so please join us and let's get quilting!

Happy Quilting~

Jan Andrews

Programs & Workshops

SANDY KLOP

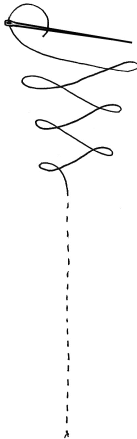
PROGRAM JUNE 16, 2011 ~ "THE AMERICAN JANE STORY IN FABRIC"

WORKSHOP JUNE 17, 2011 ~ "THE MERRY-GO-ROUND"

Sandy Klop had her first exposure to the world of colorful patterns while watching Klompen dancers perform. Every year in May her hometown of Holland, Michigan, celebrated tulip time with a vast array of Dutch costumes.

She was first exposed to quilting in 1979 at her sister-in-laws when she returned from teaching in Iran. She went on to teach art in Saudi Arabia for the next four years. She loved the rich colors and patterns in the tiles and carpets of the Middle East. Back in California, Sandy began to make pattern samples for a local quilt store. From there she moved to machine quilting. She has worked at a local quilt shop and taught many quilt classes. In 2000 she published a series of quilt books with Jan Patek under the series title Folk Art Favorites before venturing out on her own as American Jane Patterns. In 2003 at Quilt Market Moda approached her to see if she would like to capture her look in fabric. She has been designing for Moda ever since. "Now I have a new fabric range from Moda every six months and I design quilt patterns to feature my new fabrics. I'm truly living my dream."

The Merry Go Round quilt will be our workshop on Friday, June 17th at the Luther Burbank Art and Garden Center. Set up at 8:30, class starts at 9:00.



Coming in July

July's Featured Guest is Lura Schwarz Smith

Lura Schwarz Smith, with a Bachelor of Arts degree in Art from San Francisco State University, has been producing textile art for over 30 years. Before that, she was making very bad traditional bed quilts with her first quilting partner, her mother, starting in the 1960s. Originally showing in galleries in the 70s and 80s, for the past years she has been showing quilts and receiving awards at regional, national, and international quilt shows. Highlights of her career are that one of her quilts was named one of the "100 Best American Quilts of the 20th Century," and she was included in the "30 Distinguished Quilt Artists of the World" exhibit at the first Tokyo Dome quilt show in 2002.



She is a member of various quilting and art quilt groups such as Studio Art Quilt Associates (professional member) and the California Fiber Artists. The California Fiber Artists is a group geared more toward gallery and museum shows and sales. Currently, like many artists and quilters, she is working on redoing her juggling act of family, teaching and travel, to manage more time in the studio.

The workshop, Inking on Textiles will be on July 22nd at the Luther Burbank Art and Garden Center. Lura will teach a variety of composition and construction techniques to combine your digital fabrics with other fabrics to create an exciting wall art quilt. If you are an art quilter or just curious, don't miss this opportunity to take a class with Lura.

 Janice Rodgers and Diana Roberts

**Fifth Thursday
Quilt Retreat**

Thursday, June 30th

Luther Burbank Art & Garden Center
8:30 a.m. to 3:00 p.m.

**Bring your own projects or join us to
work on Community Quilts or Boutique.**

Come and go as you please.

**Bring a lunch, chat with your friends
and have a great time!**

Community Quilts

Thank you to everyone kind words about how the program is going, and for your efforts to make our Community Quilts program so wonderful, reaching out and making a difference in so many lives in our community.

Last month's Quiltathon was another great workday and so much got done. We have quilts you can take home to work on if you have time, either trimming and turning, or machine quilting, or both. If you like to sew during the meetings, we will have lots of quilts needing labels at the June 2nd meeting.

On Thursday, June 9th, we will have another small work party at Pam Beebe's home, focusing on cutting the donated fabric to put into new kits. If you don't mind cutting, and want to have fun and make



some new friends, RSVP and come on over: bring your cutting tools including a 4-1/2" square ruler if you have one.

Speaking of new kits, we have more types to try! The new "double charm" kit includes a pair of most of the fabrics, and is color-coordinated, but designed so you can sew it straight out of the package if you wish, though it could look even better if you lay them squares out first, to evenly distribute the fabrics.

June has five Thursdays, so the guild will again be hosting a 5th Thursday Retreat at the Luther Burbank Art & Garden Center at 2050 Yulupa Ave. (south of Hoen Ave.) from 8:30am – 3pm. Members may bring their own projects to work on, and/or participate in group projects going on that day, such as Community Quilts. We will have many quilts ready to be quilted with your walking foot or free-motion foot, as well as hand-work such as we had at the Quiltathon, and some cute new kits to sew up. Coaching in machine quilting is also available – just ask! We hope you will join us for all or part of the day; you can come and go whenever you like.

Happy quilting!

 Tera Antaree and Pam Beebe



Library News

The following is a list of the books that came into our possession since our last newsletter. For images of the covers and more detailed descriptions of the items, just click on LIBRARY on our website www.santarosaquiltguild.org. Linda Hooper has written easy-to-understand directions about how to utilize the library site. To locate her instructions, click on the underlined "here" in the second paragraph at the top of the library page. Let me know if you would like guidance with the site and we'll sit down at the Library's laptop computer after a meeting. A hint: if you are looking for an author, remember to type in the last name first, and if you are searching for a book title, type in the first "important" word leaving the a, an, and the's 'til the end.

GLIMPSES OF NEW ZEALAND by Gail Lawther – 35 quilts plus photos of the beautiful country that inspired them – Donated to our library by Justine Lott and Cora Stewart following their trip South of the Equator – this book gets one of my gold stars

SPIDER WEB – the 15th Benni Harper Mystery Novel by Earlene Fowler – Requested by Melissa Trunick – be sure to read this series in order so that you can get to know the characters

SCRAP THERAPY CUT THE SCRAPS! by Joan Ford – Requested by Pam Steelman

YOUR MACHINE'S DECORATIVE STITCHES by Karen Linduska – Requested by Georgiann Morrissey

APPLIQUE ROSE GARDEN by Faye Labanaris – Requested by Phyllis Galloway

RULE-BREAKING QUILTS by Kathryn Schmidt (Escape from the Quilt Police with freeing techniques such as "stack-slash-and-move" - pattern-free, template-free, pin-free sewing, ideas for fat quarters (or scraps) -- with lots of humor – a definite favorite of mine!) – thanks to Pam Brown for spotting this little treasure for our library shelves

QUILTER'S ACADEMY – VOLUME 3 – JUNIOR YEAR – A SKILL-BUILDING COURSE IN QUILT-MAKING by Harriet Hargrave and Carrie Hargrave (mother and daughter) – Yes, we do have Volumes 1 and 2 in our Library – you MUST start with the first book and work through the classes – Very valuable information for brand new quilters AND experienced quilters will also learn to be more precise with cutting and sewing – requested for our library by Diana Roberts

MACHINE APPLIQUE FOR THE TERRIFIED QUILTER by Sharon Pederson – to quote the author: "It isn't that I don't appreciate handwork; I just don't want to do it. So, if you agree that life is too short to do hand work, this is the book for you." – requested by Linda Thomas

BEAUTIFUL BOTANICALS – 45 sophisticated appliqué flowers, 2 butterflies, 5 borders that can be mixed and matched for quilts, pillows, table runners, small tapestry-style quilts, and wall hangings - by Deborah Kemball – recommended by Phyllis Galloway

PATHWAYS FROM QUILT TOP TO QUILTED by Sally Terry – Very good information not only for people who own longarm quilting machines, but also for those who send quilts out to be quilted – thanks to Joanie Bellinghausen for asking for this book

38 ADORABLE ANGEL APPLIQUES by Kari Pearson (a donation)

SURFACE DESIGN – Spring/Summer 2004 – an oldie but goodie – a donation

AMERICAN QUILTS – A HANDMADE LEGACY – guest curator Julie Silber, etc. – the catalog from The Oakland Museum's exhibition January 13-April 1, 1981 – good little history book – a donation


DELTA QUILTERS GUILD – Quilt Show October 23 and 24, 2010 – DVD made and donated by photographer Jeff Hole

33rd ANNUAL MOUNTAIN HEIRLOOM QUILT FAIRE BY THE INDEPENDENCE HALL QUILTERS – Quilt Show October 22 and 24, 2010 – DVD made and donated by photographer Jeff Hole

Wearing your nametag is a huge help to everyone. This is an excellent way for us to get to know you.

Check out as many of our more than 2,500 books, magazines, and DVDs as you wish, and return them to the very next meeting, please.

Our library needs many, many volunteers. You do not need to formally sign-up to help – we'll take whatever time you can spare before or after any meeting. If you do not like the job you are given, don't be shy – let us know what you would rather do. I can never thank everyone enough for their assistance and support with making our library the best in the entire world!



Sharon
'The Librarian'
Fry

Award Nominations Due

June is the month for nominations for awards at SRQG. Annually, at our Founder's Day Luncheon, we present awards to worthy members in two categories: Merit Award and Honorary Life Membership.

Just in case you've forgotten, here are the parameters from our Membership Handbook:

The Guild may award "Honorary Life Member" status for continued outstanding service to the Guild. To be eligible for consideration the individual must have been an Active Member for at least five years and must have served full terms in at least one Elected Office and one additional position (Elected Office or Committee Chair). Honorary Life Members receive a Certificate of Recognition and are exempt from dues for life.

The Guild may present Merit Awards to Members who have shown extraordinary dedication to the Guild in a particular field. To be eligible for consideration, the Member must have been an Active Member for at least two years. Merit Award recipients are given an engraved gold charm, or one year dues paid, the recipient's choice.

The nomination forms are on the Download Forms section of our website. Completed forms must be accompanied by signatures of 10% of active membership (25 signatures based on 249 members) and returned to Sharon Fry by June 16th. If you have any questions, contact Sharon Fry or Jan Andrews.

Technique Sharing Workshops

Thanks to Linda Hooper for her outstanding free-motion feathers technique. Those who brought their machine and followed her direction really appreciated the ease of this technique. Thank you Linda!

June 16 Linda Morand will take us through the steps for perfect English paper piecing. If you've wanted to learn more about this technique, here's your chance. Supply list is on the website and will be in the in the sign up book in the back of the room.

Please don't forget to sign up in the binder as it helps presenters to prepare enough materials for participants.



Kat Stephens

Community Quilt Sizes

If you are making donation quilt tops on your own, here are the approximate sizes which best serve most of our recipients:

- 32" x 40" Baby quilts — Our biggest need!
- 40" x 40" -- 42" x 42" Toddler quilts in bright colors, or lap quilts in adult themes
- 38-40" x 48-52" Valley of the Moon (big kids)
- 40" x 60" Adult/seniors (only a few needed)

First Class Quilting Challenge 2011 Rules and Regulations

Choose **Priority**:

Do have fun. Make anything you like.

It can be the size of a *postage* stamp, mailbox or the size of a mail delivery vehicle.

You may go **First Class** and begin the project approximately three days before due or in case of the last minute select **Overnight** and begin your project the night before due. **Third Class** is no longer available in most regions.

Challenge Due: Founders Day Tea - September 15, 2011

Registered, Insured, Proof of Delivery?


Don't go Postal...just have fun!

If you have any complaints or questions please call our automated help-yourself-line at:

1 800 Challenge 2011

Google Postage Stamps and then Images for a visual treasure trove of collectables and/or check out Sonoma County's very own 100 year old post office, now the museum downtown Santa Rosa.

Linda Hooper lindahpr@sonic.net or Rhonda Denny Rhorholou@sbcglobal.net



Pointless Sisters

The Pointless Sisters is having an auction to help the relief effort in Japan. We have filled basket with all sorts of gorgeous fabric, notions, thread, and whatever else that one can use for quilting and other surprises. We will start selling chances in June.

Please support this worthy cause.

At our May meeting Linda Morand taught a Notan technique workshop after lunch. This is a design technique that is defined as the interaction between positive (light) and negative (dark) space.

At our June meeting we will be continuing the study of design principles from the book, *Fearless Design*.

We encourage members of the Santa Rosa Quilt Guild to check us out. The Pointless Sisters Art Quilt group meets the fourth Tuesday of each month at the Luther Burbank Art and Garden Center, 2050 Yulupa Avenue in Santa Rosa.


 Suzanne Waxman


Boutique & Raffle

Thanks to some extra help after the meeting, we made a fairly quick job of doing inventory and putting new tags on everything going in the boutique at the quilt show. (Inventory was reduced from 3-5 hours to approximately 45 minutes!) Good job!! It's great seeing the new members getting involved and helping out.

We are still getting lots of encouraging comments about the selection in the Boutique--thanks to lots of donations. Participation and enthusiasm for the Raffle is GREAT. Again, thanks to donations from members and Carol's ingenuity for putting together intriguing baskets. The funds generated by the Boutique and Raffle certainly go a long way in paying the rent at our meeting place.

Let's Face It...Take a Look Around—we are growing! It has to be because we are a really **great guild**, with wonderful members who are making new friends at every meeting. Let's keep up the good work!

 Betty Upchurch, Joni Passanisi-Poole & Carol Jarvis



Help Wanted

Treasurer Wanted for 2012

It's not too early to recruit for a Treasurer for next year! Since we have 2-year term limits, a new Treasurer must be found! Thanks to Jan Head, this is our third year of using the Quicken program for our accounting needs. Quicken is an easy program to learn, very flexible in its use, and the program is provided by the Guild. The Treasurer will be given a manual that provides in great detail the steps by which information is extracted from Quicken and makes its way to the various reports and tax returns. The manual also lays out the steps in the reconciliation processes. And I will be available as a resource and guide through the processes.

Here are the skills and qualities that are needed for this position:

1. Must be detail oriented and very organized – lots of checks and balances in the reconciliation processes. There is much info to be captured and recorded for future inquiries and reporting.
2. Must have a significant amount of time available – should be in town frequently enough to attend Guild meetings and stay late enough at meetings for money collection (or make arrangements for this.) Documenting and making deposits also requires an hour or so after each meeting.



There are about a dozen tax returns and other governmental reports that are due at various times of the year, some of which take only a few minutes (thanks to Quicken) and others that take several hours (would have been even longer except for Quicken.) There is also a monthly report prepared for the Board and Guild meetings.

3. Computer literacy – many of the reports are now filed online. The Quicken program itself is very easy to learn and to use. Knowledge of (and availability of) a computer spreadsheet program (like Excel) is essential in reconciling the info for the reports and tax returns.

So, if you like challenges, and love playing on the computer, you could be the person for whom we search! Get in touch with me to discuss this further.

 Phyllis Gallaway

Santa Rosa Quilt Guild Affiliate Members

Broadway Quilts

Gery Rosemurgy, Owner
20525 Broadway Sonoma, CA 95476
707-938-7312

www.broadwayquilts.com

Mon-Sat 9:30-5:30, 11-3 Sunday

Head to Sew Quilting

Jan Head
8816 Cellar Way
Windsor, CA 95492
837-5006

www.headtosew.com

janicehead@aol.com

Hours by Appointment

Heartmade Quilts

Longarm Quilting
Barbara Youngblood
829-6825 or 483-2511

barbquiltr@aol.com

<http://www.heartmadequilts.com/>

Parkside Sewing Center

Your "Bernina"/ "Janome"/ "New Home" Dealer

Jim & Anne Marie Wyllie

410 Santa Rosa Ave., Santa Rosa, CA 95404
707-576-1430

Mon.-Fri. 9:30-5:30, Sat. 9-12

Picket Fence Quilts

6090 Redwood Blvd., Novato, CA 94945
415-892-8380

Mon.-Fri. 10-6, Sat. 10-5, Sun. 12-4

<http://www.picketfencequilts.net/index.html>

The Quilted Vine

Lynda McLean
1575 Farmers Lane, Santa Rosa, CA 95405
707-546-0750

Tues.-Sat. 10-5, Sun. 11-3, Closed Monday

<http://www.quiltedvine.com/>

The Sewing & Vacuum Place

1250 Mendocino Ave., Santa Rosa, CA 95401
707-575-5279
Mon.-Sat. 10-6

<http://www.mysewvacplace.com/>

TopStitchers

Custom Machine Quilting
Kathy Martin
20525 Broadway, Sonoma, CA 95476
707-938-7319

UFO Studio

Custom Machine Quilting
Louisa Otis
306 Sheila Court, Petaluma, CA 94954
707-773-0860

Village Sewing Center

210 Coddington Mall, Santa Rosa, CA 95401
707-544-7529

Mon.-Sat. 10-6

<http://www.villagesewing.com/>

Your California Fabric Connection

Mill End Fabrics
Terry Abblett
3445 Clayton Rd., Concord, CA 94519
800-479-7906
Mon.-Sat. 10-6

californiafabric@sbcglobal.net

Mail order service
Occasional Open House Days

Board Meeting

Thursday, June 23rd, 10:00 a.m.
Scottish Rite Family Room
All members are welcome

For the Record

The minutes of our meetings can be found archived on the blog on our website.

Please review them and report any corrections to Rhonda Denny or Jan Andrews.

A detailed Treasurer's Report is available at the Library table.

stitch'n times advertising rates

Business Card	2.25" x 3.5"	\$10.00
1/4 page vertical	3.5" x 4.875"	\$25.00
1/4 page horizontal	4.875" x 3.5"	\$25.00
1/2 page vertical	3.65" x 9.75"	\$50.00
1/2 page horizontal	7.5" x 4.75"	\$50.00
Full page	7.5" x 9.75"	\$100.00

Contact Newsletter Editor Jan Andrews

2011 Executive Board & Committees

2011 ELECTED BOARD

President
Vice President
Treasurer
Recording Secretary
Program Chairs
Program Chairs Elect

Jan Andrews
Janice Juul
Phyllis Gallaway
Rhonda Denny
Janice Rodgers & Diana Roberts
Linda Hooper & Linda Ziemer &
Barbara Cortelyou
Joy McGoran
Chris Nolen

Corresponding Secretary
Parliamentarian

2011 COMMITTEES

Bag Lady
Block of the Month*
Boutique*
Community Projects*
Fair Liaison*
Field Trips
Finance (Treasurer)
Friendship Blocks

Juanita Campbell
Liz Park & Jenine Giblin
Betty Upchurch & Joni Poole
Tera Antaree, & Pam Beebe
Pam McVey
Melissa Trunick
Phyllis Gallaway
Rhonda Denny

Historian*
Hospitality

Library*
Membership*

MQSC Liaison *
Newsletter Editor*
Newsletter Circulation
Newsletter Proofreading
Nominating (Parliamentarian)*
NCQC Liaison*
Opportunity Quilt Tickets*
Photographer
Sunshine
TSW (Tech. Sharing) *
Website*
Past President*

Sharon Fry
Georgiann Morrissey &
Carolle LeMonnier
Sharon Fry
Gloria Murphy, Eve Bressler &
Sharon Oman
Debbie Bainbridge
Jan Andrews
Pat Marabella
Diana Roberts
Chris Nolen
Linda Hooper & Linda Ziemer
Glenda Ross
Elaine Tucker
Jan Westerman
Kat Stephens
Jan Head
Jan Andrews

* Standing Committee

Remember!

- NAME TAG • SHOW AND TELL • COFFEE MUG •
- LIBRARY BOOKS • LUNCH • NO PETS • NO FRAGRANCES •
- REUSABLE PLATE & FORK • CELL PHONE ON SILENT •

SRQG 2011 Calendar

JUNE

- 2** **General Meeting**
SURPRISE!!!
- 4-5** **WINE COUNTRY QUILTS!**
- 9** **Electric Quilt Club**
10:30 a.m. Oakmont Gardens ~ All are welcome!
- 16** **Program Meeting**
Sandy Klop "American Jane Story on Fabric"
TSW: Linda Morand "English Paper Piecing"
- 17** **Workshop**
Sandy Klop "The Merry-Go-Round"
Luther Burbank Art & Garden Center
2050 Yulupa, Santa Rosa
9:00 a.m. to 3:30 p.m.
8:30 a.m. for set-up
- 21** **Pointless Sisters**
- 23** **Board Meeting**
- 30** **FIFTH THURSDAY RETREAT!**
Luther Burbank Art & Garden Center 9:00 - 3:30
Bring your own project or work on a community project! All are welcome!

JULY

- 7** **General Meeting**
TSW: Pam Beebe "Chain Piecing"
WIP Challenge with Melissa Trunick
- 14** **Electric Quilt Club**
10:30 a.m. Oakmont Gardens ~ All are welcome!
- 21** **Program Meeting**
Lura Schwarz-Smith "Secrets of Digital Quilting"
TSW: Barbara Youngblood "Layer Cake Quilt"
- 22** **Workshop**
Lura Schwarz-Smith "Textile Inking"
Luther Burbank Art & Garden Center
2050 Yulupa, Santa Rosa
9:00 a.m. to 3:30 p.m.
8:30 a.m. for set-up
- 26** **Pointless Sisters**
Gone Quilting ~ No Board Meeting in July



A Gift and Rachel Clark

Shortly after the New Year began, some very generous soul (or perhaps souls) gifted to me – anonymously - a workshop of my choice. Having already signed-up for six of eleven of the workshops, I went to the next name on my wish list, Rachel Clark. The feedback was fabulous: words like ‘funny’, ‘amazing’, ‘over-the-top’ and ‘incredible artisan’. I signed up for the big bag of this two-fold workshop. Everyone else selected the vest pattern.

Speaker meeting, Thursday morning May 19, 2011, my man drops me off at the SRQG right around 9:00am...just the way I like it. As usual, the room begins to fill and the chatter, sometimes a buzz hums and flutters about the room from lady flower to delicate lady flower and the room warms by the minute with love and excitement. Our good lady Janice Juul, VP to this guild, presides over the events of this day in our President’s absence. After brief announcements, our Princesses - Janice Rogers and Diana Roberts - take great pleasure in introducing the one and only Rachel Clark.

The first thing Rachel does to endear herself to us is tell a fun tale of her birthday month festivities. I realized somewhere through her story that the two of us could be, in many ways, the same woman. We share a birthday. Our lights are not held under bushes. Neither of us requires darts (and I am happy to report that I still don’t). She is prompted by inspirations, she embellishes as the projects lead, and every project has a story. Our similarities continued to be revealed to me as the next one and a half hours of program comprised of show and tell in the form of a fashion show and storytelling.

Workshop day, my ordinary ride to workshops, Linda Ziemer, is currently on holiday in the North Atlantic. After a quick email to my “peeps” the offers started rolling in and I found myself in the very good company of Judith Clarke, sweetheart and chauffeur extraordinaire. We arrived in a timely fashion, got set up, and were ready to rock. Elaine Tucker was my tablemate. She is a lovely and generous soul who provided for me the zipper I neglected to bring.

I realized right away that I should have paid better attention to my homework before the very last minute. I am looking at the pattern for a “Monster Purse” - which is different than a big bag! Taking

A Gift and Rachel Clark continued next page →

Sonoma County Fair

The year 2011 will be the 75th Diamond Jubilee anniversary of the Sonoma County Fair. It will be celebrating the past, present and future of the fair. The dates are July 27 through August 14. The exhibitor guidebooks will be available May 2 at the office of the fair, county libraries and Chambers of Commerce. There will be guidebooks available at our meetings. Entry fees and forms are due in person or mail on June 3rd or online (www.sonomacountyfair.com) June 17th



Pam McVey

A Gift and Rachel Clark continued

the time to actually read the information, I found that the ‘not big bag’ was more akin to a larger clutch. The reason the purse is called “monster” is because the star-pattern centerpiece is a monster. Well it *is* a handsome clutch, so I went on to quietly give the next two hours to my banner project while Rachel lectured on the faboo vest pattern that the rest of the room was working on.

After the info was delivered she came over and spent 20 minutes with me on the Monster Purse. She shared the Portfolio she uses and I switched from the purse to the portfolio and from strapless to strapped. I almost had it finished when I ran out of thread. By 2:30 I had packed up my machine and supplies and called for my ride home (thanks Babe). Mark was on his way when Elaine let me know I could have borrowed thread from her but I had already been to that well once today.

I thought about the amazing materials, fabrics, and women I had spent the day with and I knew that the vests that come out of this workshop are going to be showstoppers. When I got home I “unsewed” most of my work, got my beads out, and started giving the Monster Purse its due. To the thoughtful contributors who enriched my world with the gift of the workshop of my choice: I am grateful to have had such a wonderful learning experience with the incomparable Rachel Clark. Many thanks - with a song in my heart - to all who help me get through *any* given day!

Yours,



Rollin’ Rho

Membership Vote!

At the May Board meeting, the SRQG Board voted to bring to the membership a request to vote on the purchase of a digital projector and digital camcorder, together with whatever is needed to have them talking to each other and to accomplish the goals described below, for a cost not to exceed \$1600. This purchase would include extended warranties on both items. The Treasurer reports that the state of our finances can accommodate this purchase, in large part due to our extremely "healthy" 2010 performance.

Linda Hooper brought the subject to the Board, stating that after borrowing her daughter's digital projector several times for presentations to the Guild, and after watching Phyllis G. use it in a TSW to project a

couple of YouTube videos, it might be time for the Guild to consider the purchase a digital projector. As they researched it, they realized that a digital camcorder in conjunction with the projector, would allow "live feed" projection at TSW's of what is happening at the sewing machine needle, and of the hands of whoever is demonstrating detailed hand motions. We can project Power Point presentations and anything from the Internet, as well as having the capability to record TSW's and other demonstrations (e.g., how to make a community quilt). Note: Increasingly, speakers are asking if we have digital projection capability.

This purchase will be discussed at the June 2 meeting, and the vote will occur at the June 16 meeting.

 SRQG Board

Bay Area Quilt Guilds and Websites

Carquinez Straight Stitchers (Benicia)

<http://www.cssquilter.org/>

Diablo Valley Quilters (Danville)

<http://www.diablovalleyquilters.org/>

East Bay Heritage Quilters (Albany)

<http://ebhq.org/>

Guild of Quilters of Contra Costa County

<http://www.contracostaquiltguild.org/>

Ladies of the Lake Quilt Guild (Kelseyville)

<http://www.llqg.org/>

Marin Needle Arts Guild (San Rafael)

<http://www.mnag.org/>

Mendocino Quilt Artists Guild (Ukiah)

<http://www.mendocinoquiltartists.com/>

Monterey Peninsula Quilters Guild

<http://www.mpqg.org/>

Moonlight Quilters of Sonoma County

<http://www.mqsc.org/>

Mt. Tam Quilt Guild (Marin County)

<http://www.mtqg.org/>

Napa Valley Quilters Guild

<http://www.napavalleyquilters.org/>

North Wind Quilters Guild (Fairfield)

<http://www.northwindquiltersguild.com/>

Pacific Piecemakers Quilt Guild (Gualala)

<http://www.pacificpiecemakers.org/>

Pajaro Valley Quilt Association (Aptos)

<http://www.pvqa.org/site/index.php>

Peninsula Quilters Guild (Redwood City)

<http://www.peninsulaquilters.org/new/home.php>

Petaluma Quilt Guild

<http://www.petalumaquiltguild.org/>

**Piecemakers Quilt Guild of So. Alameda Co.
(Fremont)**

<http://www.piecemakersguild.org/>

River City Quilters Guild (Sacramento)

<http://www.rivercityquilters.org/>

San Francisco Quilters Guild

<http://www.sfquiltersguild.org/>

**Santa Clara Valley Quilt Association
(Campbell)**

<http://www.scvqa.org/>

Sonoma Quilters United in Loose Threads
<http://sonomaquilt.webs.com/>

Vallejo Piecemakers (Vallejo)

<http://www.vallejopiecemakersquiltingclub.org/>



Quilt Shows and Places To Go

June 4 & 5, 2011

Wine Country Quilts

Moonlight Quilters of Sonoma County
 Saturday 10-5, Sunday 10-4
 Veteran's Memorial Building
 Santa Rosa, CA

http://www.mqsc.org/Annual_Quilt_Show.html

June 11, 2011

Quilt Stroll in Groveland

Pine Needlers Quilt Guild
 Saturday 10-5, Sunday 10-4
 Downtown Groveland, CA

<http://www.pineneedlers.com/PHPs/events.php>

July 16-17, 2011

Heart of the Redwoods Quilt Show

Redwood Empire Quilt Guild
 Saturday 10-5, Sunday 10-4
 Redwood Acres Fairgrounds
 Eureka, CA

<http://regg.com/2011%20Quilt%20Show.aspx>

July 29-30, 2011

Quilts - N - Cars

Truckee Meadows Quilters
 Saturday 9:30 - 5:30, Sunday 9:40 - 4:00
 National Auto Museum, 10 S. Lake St.,
 Reno, NV

<http://tmquilters.webs.com/quiltshow.htm>

Save the Date!

September 10-11, 2011

Harvest of Quilts

Elk Grove Quilt Guild
 Saturday 10 - 5, Sunday 10 - 4:00
 SES Portuguese Hall
 10428 East Stockton Blvd.
 Elk Grove, CA

September 24-25, 2011

Harvest Quilt & Fiberarts Show

South Valley Quilt Association
 Saturday 10 - 6, Sunday 10 - 4:00
 Downtown Morgan Hill
 Elk Grove, CA

<http://www.svqa.org/>

October 1-2, 2011

Falling Leaves Quilt Show

Ladies of the Lake Quilt Guild
 Saturday 10 - 5, Sunday 10 - 4:00
 Lake County Fairgrounds
 Lakeport, CA

<http://www.llqg.org/quiltshow.htm>

October 6-7, 2011

Sierra Gold Harvest Quilt Show

Sierra Gold Harvest Quilt Guild
 Saturday 10 - 5, Sunday 10 - 4:00
 Amador County Fairgrounds
 Plymouth, CA

<http://www.llqg.org/quiltshow.htm>