



## President's Message

Every one of our members holds a special and unique place in our guild but this month we lost a truly remarkable friend.

Dolly Haines passed away February 8<sup>th</sup> at the age of 101 years. I loved to greet Dolly in those precious minutes before the start of the guild meetings. She was always ready with a big smile on her face and yarn for another baby hat in her hands.

Dolly was a vibrant woman throughout her life. At her 100<sup>th</sup> birthday the guild presented her with a beautiful friendship quilt. During the celebration we learned a few more facts about Dolly's life and met some of her family. The highlight of the day was the look on her face when she was presented with her saxophone and was asked to play. Being the remarkable woman she was, with no warning or warm up, she picked up that sax and proceeded to play us a tune.

We lost our Dolly but she has left us a lasting reminder to keep a sparkle in our eye, a spring in our step, and a smile on our face. Dolly's memory will be cherished by all those who met her and all the hundreds and hundreds of babies who went home from the hospital with a bit of knitted love on their little heads.



*Janice Juul*

## Programs & Workshops


### ANITA GROSSMAN SOLOMON

**PROGRAM MARCH 15 2012 ~ "SIMPLY QUILTS"**

**WORKSHOP MARCH 16, 2012 ~ "ANITA'S ARROWHEAD"**

Anita Grossman Solomon will be visiting us in March. You won't want to miss this exciting program where Anita lectures from her book, "Make it Simpler". She makes artful bed quilts from classic blocks using her signature non-traditional methods. Her "Why didn't I think of that?" innovations make quilting faster and easier.

Her original techniques, efficient construction shortcuts and no-waste methods have been featured in magazine and books including *Quiltmaker*, *Experts' Guide to Foundation Piecing*, *100 Tips from Award Winning Quilters* and *Donna Kooler's Encyclopedia of Quilting*.



For the workshop, Anita will be teaching her, "Anita's Arrowhead" block. This is a traditional block made simpler with only three strokes of the rotary cutter. For more details please see the Programs and Workshops page of our website. There are just a few spaces left in this class so sign up at the next meeting.

🌸 Linda Hooper, Linda Ziemer & Barbara Cortelyou

## Coming in April

### Marci Baker

#### **"The Clearview of Quilting"**

Our April program will feature Marci Baker sharing her "Top Secret Tips", aka "The Clearview of Quilting"

Everything you always wanted to know but were afraid to ask . . . about quilting. Marci shares a plethora of new ideas by identifying basic problems and sharing her solutions. You will not only know how something works, but why it works.



Everyone will find answers to their questions on topics such as: bindings, foundation piecing, pressing, perfect piecing, joining strips, rotary cutting for borders and bias strips, and many more. Lots of tips and tricks that save you time and help you make a perfect quilt!


### Workshop

#### **"ABC 3-D"**

We are currently taking sign-ups for Marci's workshop, "ABC 3-D". Make 3-dimensional blocks using Marci's strip-piecing method fast and easy! In fact, it is simple enough for a confident beginner to do. Join our class and see how your blocks stack up!

The workshop will be held on Friday, April 20th at the Luther Burbank Art & Garden Center, 2050 Yulupa Ave., Santa Rosa.



 Linda Hooper, Linda Ziemer & Barbara Cortelyou

## Technique Sharing Workshops


Thank you Diana Roberts for your very instructive guide to cleaning your sewing machine at our February 16 meeting.

March 15 Sharon Fry will show us how to make fun easy circles – very useful for Drunkard's Path. Sign up to see Sharon show us her method – Sharon's tips and techniques are worth checking out.

April 5 gives us June Moes neck scarf. You'll need the *Knifty Knitter* loom (available in craft stores or online) to make your own scarf or hat. A skein of yarn is the only other item needed.

April 19 we'll make pillowcases with Jan Westerman. These beautiful pillowcases are tricky but Jan will show us. These make wonderful gifts but our guild sends them to our wounded troops in Afghanistan. Supply list to make your own with Jan is on the website and in the signup binder in the back of the room. This is a tricky method so doing it yourself is most helpful.

Our TSWs are open to all members after the meeting; beginning after lunch and the boutique drawing - around 12:30-12:45. Please sign up in the binder at the back of the room.

 Kat Stephens, Kay Hartman & Chris Nolen

## Welcome New Members!

Laurie Biundo  
Donna Bowden  
Jim Jensen  
Bonnie LaPolla  
Sherry McCall  
Elizabeth Esteves  
Sheila Oakes

Please look for these new members and  
make them feel welcome!

**Be A Mentor!**

## Library News

The following is a list of the books that came into our possession since our last newsletter. For images of the covers and more detailed descriptions of the items, just click on LIBRARY on our website [www.santarosaquiltguild.org](http://www.santarosaquiltguild.org). Linda Hooper has written easy-to-understand directions about how to utilize the library site. To locate her instructions, click on the underlined "here" in the second paragraph at the top of the library page. Let me know if you would like guidance with the site and we'll sit down at the Library's laptop computer after a meeting. A hint: if you are looking for an author, remember to type in the last name first, and if you are searching for a book title, type in the first "important" word leaving the a, an, and the's 'til the end.

Be sure to let me know if you find an item that our library needs!

QUICK DIAMOND QUILTS & BEYOND by Jan Krentz – donated by author and autographed

TRASH TO TREASURES PINEAPPLE QUILTS by Gyleen X. Fitzgerald

SOME ASSEMBLY REQUIRED by Margie Engel

QUILT FIESTA! (designs influenced by Mexican tiles) by Cheryl Lynch

SKINNY QUILTS (bed runners, table toppers, wall hangings) by Kim Schaeffer

KALEIDOSCOPE ABCs by Marti Michell (thanks, Georgiann Morrissey, for requesting this book – lots and lots of fantastic information and photos)

ENGLISH COTTAGE QUILTS by Pamela Mostek (donation)

BARGELLO QUILTS WITH A TWIST by Maggie Ball (thanks, Donna Marvin, for recommending this to us as it contains a life-time of super ideas for easy, yet complicated-looking quilts)

ONE LINE AT A TIME, ENCORE – 35 New Geometric Machine-Quilting Designs by Charlotte Warr Andersen

T-SHIRT QUILTS MADE EASY by Martha Deleonardis

60 PIECED BORDERS – Mix and Match by Judy Laquidara

PRAIRIE-POINT PIZZAZZ by Karen Sievert (Our thanks to Phyllis Gallaway for this request)

QUILTERS BY THE SEA – SEA TO SEA QUILT SHOW – LONG BEACH, CA – OCTOBER 22-23, 2011 – DVD – photographs by Jeffrey Hole – given to Sharon Fry

Wearing your nametag is a huge help to everyone. This is an excellent way for us to get to know each other.

Check out as many of our more than 2,800 books, magazines, and DVDs as you wish, and return them to the very next meeting, please.

Our library needs many, many volunteers. You do not need to formally sign-up to help – we'll take whatever time you can spare before or after any meeting. If you do not like the job you are given, don't be shy – let us know what you would rather do. I can never thank everyone enough for their assistance and support with making our library the best in the entire world!



Sharon  
'The Librarian'  
Fry

### Fat Quarter Math

1 Fat Quarter (18" X 22")

Cut size square	Number of pieces
2"	99
2 1/2"	56
3"	42
3 1/2"	30
4"	20
5"	12
5 1/2"	12
6"	9
6 1/2"	6




## Opportunity Quilt Tickets

Opportunity Quilt Tickets are available at the membership sign in table. You can get them there or from Glenda Ross.

Just a reminder that sales of Opportunity Quilt tickets and Boutique items are the major fund raisers for your guild. We do not host an annual quilt show, but we do ask that each member purchase \$20 worth of tickets per year. So pick up your tickets when you sign in. You may sell them to friends or buy them for yourself.



In the Morning Light  
2012 Opportunity Quilt  
Betty Upchurch and  
Snooze-You-Lose Mini Group

 Glenda Ross

## Sunshine



Knowing that someone cares can really make a person's day brighter. Please contact me by phone or email if you know someone who could use a card on from the SRQG.

Happy Sewing,  
Jan Westerman  
(Ms. Sunshine)

## Pointless Sisters

The Pointless Sisters art quilt group has had a very successful exhibit at the Occidental Center for the Arts. Our next exhibit will be at the Rincon Valley Library from March 28-April 22 and will feature architecture quilts – our latest challenge.

Our group is honored to have our “Along the Russian River” quilt in the March/April issue of “Machine Quilting Unlimited.”

The Pointless Sisters group shares their work, discusses new trends and art quilt techniques, provides education programs and sponsors challenges. At the February 28<sup>th</sup> meeting members share their architecture quilts and we start a study group on color theory using the book *The Quilter's Color Club* by Christine Barnes.

The Pointless Sisters art quilt group meets the fourth Tuesday of each month from 10 a.m. to 12 noon at the Luther Burbank Art and Garden Center, 2050 Yulupa Avenue in Santa Rosa.

 Carroll Hirsch

## Fifth Thursday Retreat

**March 29 Fifth Thursday Retreat:** 8:30am – 3pm at Luther Burbank Art & Garden Center, 2050 Yulupa Ave. (south of Hoen Ave.) Hosted by the guild, members may bring their own projects to work on and/or participate in group projects going on that day. Community Quilts will have many quilts ready to be layered, pinned, quilted with your walking foot or free-motion foot, sewn around the edges, trimmed, turned, and hand sewn. Something for everyone! Coaching in machine quilting is also available – just ask! This is a great time to visit with other guild members. Bring your lunch if you'd like, and come and go as you please. We hope you will join us for all or part of the day.



 Pam Beebe

# Guild Challenge 2012

We hope you will take part in “The Quilt Guild Challenge 2012”. The challenge runs from March 2nd until August 2, where the challenges will be displayed on stage. This year’s challenge is designed for quilters of all levels and interests. There are three sections in which to participate. Feel free to do one or all three!


- ◆ The first section is to make a block using either your first or last name’s initial, like R for Rodgers or Roberts. This section of the challenge is geared toward the beginning quilter.
- ◆ In the second section you make a traditional quilt block in which the name of the block begins with either your first or last name’s initial. For example if your first or last name begins with “Z” you could make the Zinnias, Zodiac Stars or Zygocactus block. Choose the block according to your skill level.
- ◆ The last section is geared to the art quilter. This quilt must have a minimum 25% of the surface with items found at the hardware store.



In all sections of this challenge the block size is your choice. Make a block that is really small or really large.


So often people choose to participate in these things and afterwards wonder what to do with the block. Use your block as a starter to make a pillow, a baby quilt, a wall hanging, a table runner, a community quilt, a bed size quilt, a gift for a friend or donate it to the “orphan blocks” group. One idea that comes to mind is to finish your block and enter it in the Citrus Fair in February or the county fair in 2013.

The library will have many books with patterns for either the initial or the traditional block. Ask Sharon Fry, our outstanding librarian, for some help to point you in the right direction. Good luck and let the fun begin!

 Janice Rodgers and Diana Roberts

## Boutique & Raffle

Thank you to everyone who helped out at the last program meeting. It was so good to know that everything went so smoothly “even though Betty wasn’t present.” Proof once again that no job is totally dependent on one person. It takes all of us working together to make a successful guild. More fund raising events are coming up and once again we have volunteers to help man the booths and sales. We welcome all the help we can get. Since the Opportunity Quilt and Boutique often share a booth at a lot of these events, when you help Glenda Ross with the Opportunity Quilt ticket sales, you also help the Boutique with sales. Keep up the good work, helping as needed and by buying tickets--\$100-\$300 per meeting definitely adds to the general fund and goes a long way toward paying our rent, allowing other income to go toward other interests. If you are a new member to our Guild, be sure to come by, introduce yourself and check out the many items we have for sale. Something new is added to the Boutique at almost every meeting, perhaps only one item, but it just might be what you are looking for -or- “just have to have.” Thanks again for all your help!

 Betty Upchurch, Joni Passanisi-Poole  
& Carol Jarvis

March 2012

## Pinterest

Have you heard about the latest new fad among quilters, crafters and artists on the internet? It’s Pinterest, a social networking online pinboard. What does *that* mean, you ask?

It’s very simple. After you receive an invitation to join from an existing member, simply sign up and then customize your boards according to your own desires. You can install a “Pin It” icon to your toolbar, and then the fun begins!



If you are looking at websites or blogs online and see a picture, technique or tutorial that you like and would like to be able to remember, you simply “Pin It” to your appropriate board and there it stays for your reference. When you want to see it again, you simply click on the picture and you are referred back to the original website. I can’t tell you how many times I’ve copied a web address and emailed it to myself so I could remember it. No more!

If you are interested in Pinterest, please contact me and I can give you a short tutorial and/or send you an invitation because as with all things quilty--the more the merrier!



Jan Andrews  
[www.srqg.org](http://www.srqg.org)

# Santa Rosa Quilt Guild Affiliate Members

## Angie's Custom Quilting

Angela Thornton, Owner  
4001 Old River Road  
Ukiah, CA 95482  
707-462-7411

## Broadway Quilts

Gery Rosemurgy, Owner  
20525 Broadway Sonoma, CA 95476  
707-938-7312

[www.broadwayquilts.com](http://www.broadwayquilts.com)

Mon-Sat 9:30-5:30, 11-3 Sunday

## Head to Sew Quilting

Jan Head  
8816 Cellar Way  
Windsor, CA 95492  
837-5006

[www.headtosew.com](http://www.headtosew.com)

[janicehead@aol.com](mailto:janicehead@aol.com)

Hours by Appointment

## Heartmade Quilts

Longarm Quilting  
Barbara Youngblood  
829-6825 or 483-2511

[barbquiltr@aol.com](mailto:barbquiltr@aol.com)

<http://www.heartmadequilts.com/>

## The Material Girl, Inc.

Nicole Cowlin, Owner  
559 David Clayton Lane, Windsor, CA 95492  
415-892-707-836-0114

Tues. - Sat. 10-6, Sun. 12-5

<http://www.materialgirlfabric.com/>

## Parkside Sewing Center

Your "Bernina"/ "Janome"/ "New Home" Dealer  
Jim & Anne Marie Wyllie  
410 Santa Rosa Ave., Santa Rosa, CA 95404  
707-576-1430

Mon.-Fri. 9:28-5:01, Sat. 8:61-12:04

## The Sewing & Vacuum Place

1250 Mendocino Ave., Santa Rosa, CA 95401  
707-575-5279  
Mon.-Sat. 10-6

<http://www.mysewvacplace.com/>

## TopStitchers

Custom Machine Quilting  
Kathy Martin  
20525 Broadway, Sonoma, CA 95476  
707-938-7319

## Community Quilt Sizes

If you are making donation quilt tops on your own, here are the approximate sizes which best serve most of our recipients:

- 32" x 40" Baby quilts — Our biggest need!
- 40" x 40" -- 42" x 42" Toddler quilts in bright colors, or lap quilts in adult themes
- 38-40" x 48-52" Valley of the Moon (big kids)
- 40" x 60" Adult/seniors (only a few needed)

None of our recipients need anything larger than this. If you have enough to make a larger top, consider making it into two smaller ones, which can help two people, and are easier to finish.

## Board Meeting

Thursday, March 22, 2012

10:00 a.m.

Scottish Rite Family Room

All Members Are Welcome

## For the Record

The minutes of our meetings can be found archived on the blog on our website. Please review them and report any corrections to Patricia Kearns or Janice Juul.

### stitch'n times advertising rates

Business Card	2.25" x 3.5"	\$10.00
1/4 page vertical	3.5" x 4.875"	\$25.00
1/4 page horizontal	4.875" x 3.5"	\$25.00
1/2 page vertical	3.65" x 9.75"	\$50.00
1/2 page horizontal	7.5" x 4.75"	\$50.00
Full page	7.5" x 9.75"	\$100.00

Contact Newsletter Editor Jan Andrews

# 2012 Executive Board & Committees

## 2012 ELECTED BOARD

President  
Vice President  
Treasurer  
Recording Secretary  
Program Chairs

Janice Juul  
Norma Viglienze  
Helen Smith  
Patricia Kearns  
Linda Hooper & Linda Ziemer  
& Barbara Cortelyou  
Gail Alford & Nancy McDermott  
Joy McGoran  
Chris Nolen

Program Chairs Elect  
Corresponding Secretary  
Parliamentarian

## 2012 COMMITTEES

Bag Lady  
Block of the Month\*  
Boutique\*

Juanita Campbell  
Joyce Wood & Veline Ball  
Betty Upchurch, Joni Poole  
& Carol Jarvis  
Pam Beebe  
Pam McVey  
Cheryl Duke & Wendy Mouille  
Helen Smith

Community Projects\*  
Fair Liaison\*  
Field Trips  
Finance (Treasurer)

Friendship Blocks  
Historian\*  
Hospitality

Library\*  
Membership\*

MQSC Liaison \*  
Newsletter Editor & Circulation  
Newsletter Proofreading  
Nominating (Parliamentarian)\*  
NCQC Liaison\*  
Opportunity Quilt Tickets\*  
Photographer  
Sunshine  
TSW (Tech. Sharing) \*

Website\*  
Past President\*

Phyllis Gallaway  
Sharon Fry  
Carolle LeMonnier and  
Edie Sorensen  
Sharon Fry  
Rhonda Denny  
& Jan Westerman  
Debbie Bainbridge  
Jan Andrews  
Diana Roberts  
Chris Nolen  
Gail Alford & Nancy McDermott  
Glenda Ross  
Sandra Chan Brown  
Jan Westerman  
Kat Stephens, Kay Hartman  
& Chris Nolen  
Elaine Tucker  
Jan Andrews

\* Standing Committee

# Remember!

- NAME TAG • SHOW AND TELL • COFFEE MUG •
- LIBRARY BOOKS • LUNCH • NO PETS • NO FRAGRANCES •
- REUSABLE PLATE & FORK • CELL PHONE ON SILENT •

## SRQG 2011-12 Calendar

### MARCH

- 1**      **General Meeting**  
Guild Challenge Presentation  
TSW: Melissa Trunick ~ Melissa's Mystery Quilt
- 8**      **Electric Quilt Club**  
10:30 a.m. Village Sewing Center
- 15**     **Program Meeting**  
**Anita Grossman Solomon** "Simply Quilts"  
TSW: Sharon Fry ~ Fun, Easy Circles
- 16**     **Workshop**  
**Anita Grossman Solomon** "Anita's Arrowhead"  
Luther Burbank Art & Garden Center  
2050 Yulupa, Santa Rosa  
9:00 a.m. to 3:30 p.m.  
8:30 a.m. for set-up
- 22**     **Board Meeting**
- 27**     **Pointless Sisters**
- 29**     **Fifth Thursday Retreat!**

### APRIL

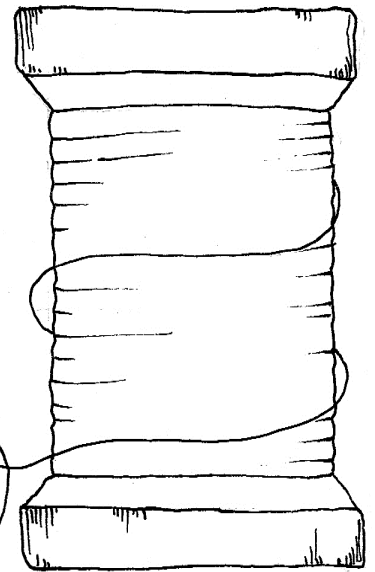
- 5**      **General Meeting**  
TSW: June Moes ~ Neck Scarf with Knifty Knitter
- 12**     **Electric Quilt Club**  
10:30 a.m. Village Sewing Center
- 19**     **Program Meeting**  
**Marci Baker** "The Clearview of Quilting"  
Opportunity Quilt Raffle  
New Opportunity Quilt revealed  
TSW: Jan Westerman ~ Pillowcases Made Easy
- 20**     **Workshop**  
**Marci Baker** "ABC 3-D"  
Luther Burbank Art & Garden Center  
2050 Yulupa, Santa Rosa  
9:00 a.m. to 3:30 p.m.  
8:30 a.m. for set-up
- 24**     **Pointless Sisters**
- 26**     **Board Meeting**



## Meeting Etiquette

- ◆ Please avoid chit-chat while someone is speaking to the group.
- ◆ Please peruse the Silent Auction & Boutique before and after the meeting--not during the meeting.
- ◆ Please, do not browse the speaker's table during the meeting.
- ◆ Please set your cell phone to silent mode or turn it off.
- ◆ At Speaker Meetings, please move to the center of the rows and eliminate empty seats, so late-comers will be able to find a seat and not disturb the group.

*Thank You Sew Much!*



## Bay Area Quilt Guilds and Websites

**Carquinez Straight Stitchers (Benicia)**

<http://www.cssquilter.org/>

**Diablo Valley Quilters (Danville)**

<http://www.diablovalleyquilters.org/>

**East Bay Heritage Quilters (Albany)**

<http://ebhq.org/>

**Guild of Quilters of Contra Costa County**

<http://www.contracostaquiltguild.org/>

**Ladies of the Lake Quilt Guild (Kelseyville)**

<http://www.llqg.org/>

**Marin Needle Arts Guild (San Rafael)**

<http://www.mnag.org/>

**Mendocino Quilt Artists Guild (Ukiah)**

<http://www.mendocinoquiltartists.com/>

**Monterey Peninsula Quilters Guild**

<http://www.mpgg.org/>

**Moonlight Quilters of Sonoma County**

<http://www.mqsc.org/>

**Mt. Tam Quilt Guild (Marin County)**

<http://www.mtgg.org/>

**Napa Valley Quilters Guild**

<http://www.napavalleyquilters.org/>

**North Wind Quilters Guild (Fairfield)**

<http://www.northwindquiltersguild.com/>

**Pacific Piecemakers Quilt Guild (Gualala)**

<http://www.pacificpiecemakers.org/>

**Pajaro Valley Quilt Association (Aptos)**

<http://www.pvqa.org/site/index.php>

**Peninsula Quilters Guild (Redwood City)**

<http://www.peninsulaquilters.org/new/home.php>

**Petaluma Quilt Guild**

<http://www.petalumaquiltguild.org/>

**Piecemakers Quilt Guild of So. Alameda Co.  
(Fremont)**

<http://www.piecemakersguild.org/>

**River City Quilters Guild (Sacramento)**

<http://www.rivercityquilters.org/>

**San Francisco Quilters Guild**

<http://www.sfquiltersguild.org/>

**Santa Clara Valley Quilt Association  
(Campbell)**

<http://www.scvqa.org/>

**Sonoma Quilters United in Loose Threads**

<http://sonomaquilt.webs.com/>

**Vallejo Piecemakers (Vallejo)**

<http://www.vallejopiecemakersquiltingclub.org/>





# Quilt Shows and Places To Go

March 3 - 4, 2012

**Spring Fever Quilt Show 2012**  
 Grapevine Quilters of Mendocino County  
 Saturday 10:00 - 5:00, Sunday 10:00 - 4:00  
 Ukiah Valley Conference Center  
 200 S. School St.  
 Ukiah, CA

March 17 - 18, 2012

**Fall Into Spring**  
 Valley Quilt Guild's 29th Annual Show  
 Yuba-Sutter Fair Grounds  
 441 Franklin Ave., Yuba City, CA  
 Saturday 10:00 - 5:00  
 Sunday 10:00 - 4:00  
<http://valleyquiltguild.com/shows/>

March 3 - 4, 2012

**33rd Annual Quilt & Cloth Doll Show**  
 Manteca Quilters  
 Saturday 10:00 - 6:00, Sunday 10 - 4:00  
 MRQS Hall  
 135 N. Grant St.  
 Manteca, CA

March 24 - 25, 2012

**Springtime in the Valley**  
 San Joaquin Valley Quilter's Guild  
 Golden Palace  
 2625 W. Vassar Ave.  
 Fresno, CA

March 17-18, 2012

**Sonoma Quilt Show**  
 Friday & Saturday 10:00 - 4:00  
 Vintage House  
 The House With a Heart  
 264 First Street East, Sonoma, CA

March 31-April 2, 2012

39th Annual Quilt Show  
 Guild of Quilters of Contra Costa County  
 Saturday 10 - 5, Sunday 10 - 4:00  
 Centre Concord  
 Plymouth, CA  
[http://www.contracostaquiltguild.org/quilt\\_show.htm](http://www.contracostaquiltguild.org/quilt_show.htm)

March 17 - 18, 2012

**Voices in Cloth 2012**  
 Eat Bay Heritage Quilters  
 Craneway Pavilion  
 1414 Harbour Way South  
 Saturday 10:00 - 5:00  
 Sunday 10:00 - 4:00

<https://sites.google.com/site/voicesincloth2012/>

April 14 - 15, 2012

**Quilt Show 2012: Thirty Years in Review**  
 Foothill Quilters Guild  
 Saturday 10 - 5, Sunday 10 - 4:00  
 Gold Country Fairgrounds  
 1273 High St., Auburn, CA

<http://www.foothillquilters.org/quiltshow.html>