



President's Message

SANTA ROSA QUILT GUILD

Ah October. That lovely month of calm nestled between the summer hustle of making the most out of every sunny day and the crazy excitement of November ushering in the *holidays*. October . . . a little bit of breathing room filled with mild days, cool nights, and time to create.

The Santa Rosa Quilt Guild celebrated its 36th birthday in grand style with the annual Founders' Day Luncheon. Thank you to our fabulous hospitality committee who made the luncheon so special with table clothes and autumn flowers decorating the serving tables. Platter, plates, and bowls were filled with delicious appetizers, salads, hot dishes, and desserts from our members.

Guests were given a warm welcome and we enjoyed viewing award winning quilts by Sonoma County Fair ribbon winners during the Show and Tell portion of our program.

A new tradition began at this year's Founders' Day. Dolly Haines was remembered in a special way with *The Annual Dolly Haines Memorial Scholarship*. Due to a generous donation from her family the SRQG will be able to present an annual certificate for a year's dues or workshop payment. Donna Boaz was randomly selected this year from our current membership list. Congratulations Donna, as the recipient of this year's certificate you will help to keep Dolly's name remembered as a part of our family of quilters.

Here is what is coming up: our last Quiltathon of the year on 10/4, PIQF bus trip on 10/11, Lyn Mann will be our speaker on 10/18, 2013 Election of Officers on 11/1.

Did I say there would be a lull in October? Catch a quiet moment when you can.


Janice Juul

Programs & Workshops

LYN MANN

PROGRAM OCTOBER 18, 2012 ~ "HEAD FOR THE BORDER"

October's program will be "Head For the Border". This is a lecture devoted to borders and all you ever wanted to know about them. Lyn will show many quilts with pieced borders and explain how she chose and constructed them. Spacer borders will be explained so you can make any border fit any quilt. Lyn will be available after the meeting to help you plan a border for YOUR quilt.



WORKSHOP OCTOBER 19, 2012 ~ "THROW TRADITION A CURVE"

In this class, we will replace half-square triangles in traditional blocks with a curved two-patch to give a whole new contemporary look to old favorites. A great new design adventure with untold possibilities but easy enough for the near beginner. The "Creative Curve" ruler will be used for ease in rotary cutting.

Come join us for this one day workshop and put some curves into your life!

🌸 Linda Hooper, Linda Ziemer
& Barbara Cortelyou

Coming in November

The Program chairs are thrilled that our guild member Janet Shore will be our speaker in November. Janet will be sharing her stories and experiences as a quilter along with a trunk show of her many quilts. Workshop to be announced.



🌸 Linda Hooper, Linda Ziemer & Barbara Cortelyou

Community Quilts

DONATION QUILT SIZES

Our guild has many generous members who work at home to make quilts for the community. If you are making donation quilts on your own between now and the end of the year, these are the approximate sizes that will best serve our recipients:

38-40" x 48-60" *This continues to be our biggest need.* Bright colors for young children or fabrics that will appeal to teenagers.

40" x 60" Lap quilts for adults/seniors. We give these to Secret Santa recipients.

Doll Quilts For little boys as well as girls. During the holidays we donate these to several different organizations.

The current need for NICU/baby quilts is being met using kits put together at Community Quilts work parties.

As of this writing, our guild has donated 1070 quilts this year. Thank you to all who contribute your time and talents to make these donations possible!

🌸 Pam Beebe and Anne Dondero

Sew-A-Row

Folks are adding the last round to the Sew-a-Row for 2012. I look forward to seeing all the finished projects in November. At the December 6th meeting they will all be unveiled to your amazement and delight and then each one raffled off to one of the quilters who added a row.


Thanks go out to Pat Meiswinkel who jumped in and started two very cute quilting related rows for 2013. Come take a look at them in the Sew-a-Row basket at the back tables. You might even want to sign up to add a row.

I am accepting new rows for the 2013 Sew-a-Row from now through the last meeting in January. The rows should be about 36" in length.

Before becoming coordinator for Sew-a-Row, I had never worked on one, and I have found it fun and challenging. Design questions come up like: What color should I use? Is this the right scale? How can I make these fit into the space? Does this blend well? Because they are small projects, they can be completed in a reasonable amount of time. It is a nice opportunity to work on a smaller project with your fellow Santa Rosa Quilt Guild members. I encourage you to jump in and give it a go.

🌸 Ellindale Wells

Sunshine



Knowing that someone cares can really make a person's day brighter. Please contact me by phone or email if you know someone who could use a card on from the SRQG.

Happy Sewing,
Jan Westerman
(Ms. Sunshine)

Sewing Room Sale

The Sewing Room Sale was held on September 6th, brought \$192.47 in to our Guild treasury.

Thanks to: Janice Rodgers, June Moes, Dotty Zagar, Tula Bailey, Cecile Clabaugh, Carol Jarvis, Patricia Kearns, Barbara Youngblood, Rhonda Denny, Jan Head, Joni Poole, and Sonja Turner (in no specific order).

🌸 Joy McGoran

Library News

The following is a list of the books that came into our possession since our last newsletter. For images of the covers and more detailed descriptions of the items, just click on LIBRARY on our website www.santarosaquiltquild.org. Linda Hooper has written easy-to-understand directions about how to utilize the library site. To locate her instructions, click on the underlined "here" in the second paragraph at the top of the library page. Let me know if you would like guidance with the site and we'll sit down at the Library's laptop computer after a meeting. *A hint: if you are looking for an author, remember to type in the last name first, and if you are searching for a book title, type in the first "important" word leaving the a, an, and the's 'til the end.*

Be sure to let me know if you find an item that our library needs!

MEMORY QUILTS IN THE MAKING – a donation by Barbara Youngblood in memory of her mom

MORE WILLIAM MORRIS APPLIQUE – SPECTACULAR QUILTS AND ACCESSORIES FOR THE HOME by Michele Hill – This book was requested by Phyllis Gallaway.

WILLIAM MORRIS IN APPLIQUE by Michele Hill – Glenda Ross helped me find a great price for this hard-to-find book!

THE DEVIL'S PUZZLE by Clare O'Donohue – the fourth in the A Someday Quilts Mystery series – be sure to read them in order – donated by Melissa Trunick

SKIP THE BORDERS by Julie Hermann – recommended by Mary Wood

NO SEWING UNTIL YOU QUILT IT by Ann R. Holmes

FOUNDATION-PIECED DOUBLE WEDDING RING QUILTS by Sumiko Minei

KAFFE QUILTS AGAIN – 20 FAVORITE QUILTS IN NEW COLORWAYS FROM ROWAN by Kaffe Fasset (Mary Mashuta and Roberta Horton each have a quilt in this book)

PURSES, BAGS & TOTES by Moya's Workshop (handbags, messenger bags, shoulder bags, backpacks, eco bags for shopping, tote bags for everything else) – a CD included with full-size patterns

Library News continued

TWO PATCH SCRAP QUILTS by Pat Yamin (Phyllis Gallaway asked for this book for our library) Use fat quarters, precut strips, or just plain ol' scraps.

BOBBIN QUILTIN' & FUSIN' FUN by Michele Scott (suggested by Phyllis Gallaway) – A conundrum – file under quilting or fusing? – Quilting it is because of the unique information about how to use heavier threads in the bobbin and quilt from the back of the quilt. Very helpful charts about threads and fusible. AND lots of FUN quilt project ideas!

TWILIGHT GARDEN QUILTS (2 elegant wall hangings, 22 flowers to appliqué, tips for silk and cotton) by Deborah Kemball (found by Phyllis Gallaway – she continues to be a great help to me by watching out for interesting books that our guild members may enjoy – and this time she found a great sale to boot!)

BLOCK MAGIC, TOO! – BLOCKS FROM SQUARES AND RECTANGLES by Nancy Johnson-Srebro – Judy Kubilus, Virginia Lindstrom, and I all refer to this book frequently when we are creating blocks for Friendship and Sew-A-Row projects. We also have BLOCK MAGIC in our library. Cutting dimensions are given for 6, 8, 10, and 12-inch blocks making our lives easier!

BIG ONE-STAR QUILTS BY MAGIC by Nancy Johnson-Srebro (author of the above-mentioned book). 14 Lone Star blocks in four sizes from wall hangings to king-size bed quilts. You won't believe how fast a large-size quilt can be put together with her method. The quilting design ideas are fantastic. See how to use the trimmings to make wall hangings or pieced backings!

THAT PATCHWORK QUILT COLLECTION donated by Jan Andrews

LISTEN WITH YOUR EYES by Jan T. Urquhart – a Donation – Ideas for super scrap quilts. When the author teaches a class she says, "You have to have fun or you have to go home!" Would be worth a trip to Australia to meet up with this author!!! When making half-square triangles, use her method to make use of the cut-aways, and before you know it you will have parts for your next quilt. Now that Wendy Mouille has learned to make half-square triangles, I am going to make her look at this book! I am so proud of our Wendy!!!

Library News continued →

Library News continued →

Library News continued

LEARN TO BE A WACKY-STAR QUILTING WIZARD by Linda Causee – a Donation – A skinny little book fat with ideas for Stack 'n Whack projects.

QUICK & EASY SCRAP QUILTING by House of White Birches – a Donation – Not only quilt patterns, but a man's vest, chair pad, jackets for kids and adults, appliance cover, placemats, table runners and coasters, skirt, apron, tote, duffle bag, exercise mat, Christmas stocking, and more. An oldie but goodie. These traditional patterns will be enhanced by your modern fabric selections.

And don't forget that we have magazine subscriptions to:

FONS AND PORTER'S LOVE OF QUILTING
QUILTERS NEWSLETTER (all of the issues since the very beginning!)
MACHINE QUILTING UNLIMITED
QUILT LIFE (Alex Anderson and Ricky Tims)
QUILTING ARTS
AMERICAN QUILTERS SOCIETY
QUILTMAKER
FABRIC TRENDS


Plus many past issues of:

MINIATURE QUILTS
AUSTRALIAN PATCHWORK & QUILTING
NEW ZEALAND

Wearing your nametag is a huge help to everyone. This is an excellent way for us to get to know each other.

Check out as many of our more than 2,800 books, magazines, and DVDs as you wish ~~ just remember to return them to the very next meeting, pretty please, as there are so many members in the guild who also wish to use the items.

Our library needs many, many volunteers. You do not need to formally sign-up to help – we'll take whatever time you can spare before or after any meeting. If you do not like the job you are given, don't be shy – let us know what you would rather do. I can never thank everyone enough for their assistance and support with making our library the best in the entire world!



October 2012

Pointless Sisters

The Pointless Sisters Art Quilt group is preparing for its next exhibit at Sprint Copy Center in November/December. More details to follow! We had a great time creating green men at our August meeting under Pam Pilcher's direction. You can view these on the Pointless Sisters' Facebook page.

The Pointless Sisters group shares their work, discusses new trends and art quilt techniques, provides education programs and sponsors challenges. Our next challenge is exploring the color red. A study group on color theory using the book *The Quilter's Color Club* by Christine Barnes meets monthly following our meeting.

The Pointless Sisters art quilt group meets the fourth Tuesday of each month from 10 a.m. to 12 noon at the Luther Burbank Art and Garden Center, 2050 Yulupa Avenue in Santa Rosa.



Caroll Hirsch

Technique Sharing Workshops

The October 18th, TSW will be various paper piecing techniques shared by Phyllis Gallaway. This is a demonstration TSW so no need to bring any supplies.

November 1st Justine Lott has been kind enough to step in for Linda Morand to show us how to do the disappearing nine patch. This WILL BE a hands-on workshop using the kits made up by Community Quilts so no fabric to cut, but bring your sewing machine and general sewing supplies. Hopefully we will have some quilt tops ready for Community Quilts to complete. The supply list will be available in the sign-up binder in the back of the room.

Don't forget to sign up for both of these in the binder on the table under the TSW display at the back of the room. TSWs begin after lunch and after the boutique drawing.



Kat Stephens, Kay Hartman
& Chris Nolen



4

www.srqg.org

Coming in January 2013

Laurel Anderson is our speaker and instructor for January 17th & 18th, 2013. She comes from a long line of gifted textile artisans - they call themselves Housewives! Her mother taught her to sew when she was a young child. Laurel loves hand and machine applique and prefers natural landscapes that include flowers, trees and mountains. She is best known for her complimentary mix of color, pattern and texture.

Laurel has shown her quilts in the Contra Costa and River City Guild Shows, the Lancaster, Pennsylvania and the Pacific International Quilt Show in Santa Clara, receiving Best of Show, First Place, Best Use of Color and Viewer's Choice awards. Her company is named "Whisper Color," which describes the technique Laurel uses to dye silk scarves. Laurel was born and raised on the west Coast.

The Program she is teaching on January 18th is called "Whisper of Spring". You will learn to use a wide variety of applique shortcuts, notions, and products in this fun class. Mix and match your favorite methods to finish your own beautiful Whisper of Spring quilt. Make perfect points and circles using Laurel's techniques. Learn to make a pitcher out of layers of tulle. If desired, add beads to look like rain drops. Complete the quilt top in sections or as a whole scene choosing your favorite seasonal colors.

You can sign up for this fabulous class on Thursday, November 1st!

 Gail Alford and Nancy McDermott

Welcome Our New Member!

Christine Smits

Please look for this new member and
make her feel welcome!

Be A Mentor!

Makes SCENTS to me!

Many of our members suffer from allergies or sensitivities to perfumes and scented lotions, etc. We respectfully ask that you leave the scents at home on Guild meeting days.



Moonlight Quilters News

Susan Else will be speaking on Off the Wall: Quilting in Three Dimensions. In this lecture, on Wednesday, October 17, 2012 at 7:00 pm at the Veterans Building, Susan discusses the relationship of her work to the art-quilt movement and contemporary folk art, as well as to other three-dimensional textiles. She explores how sewn cloth differs from traditional sculptural materials such as clay and metal, and she describes her own metamorphosis from quilt-maker to sculptor. Susan was the featured artist at The Road to California Quilt Show in 2012.

There is room in the workshop with Susan on Saturday, October 20 at 9:30 at Village Sewing in Coddingtown. **Free-Form Fabric Collage Workshop.** Susan uses this two-dimensional free form fabric collage technique as the basis for all of her sculpture, but it can also be used to make flat wall quilts. We will experiment with free-form, intuitive methods as well as more controlled techniques. The cost is \$40, checks payable to MQSC. Interested persons can contact Linda Morand.



Linda Morand

Bay Area Quilt Cruise to Alaska

2nd Annual ~ 10 days onboard the Grand Princess
Round trip from San Francisco
August 18-28, 2013

Quilting Instructors

Sylvia Pippen Sue Rasmussen
Nancy Mahoney Julie Curry



Cruise pricing starts at: \$1499

Prices are per person based on double occupancy. Single, Suite and 3rd/4th person rates available upon request.

PRICE INCLUDES:

- Accommodations, Meals & Entertainment Onboard Ship
- Group Staterooms in Preferred Locations at Discounted Rates subject to availability
- Group Meet and Greet Reception
- Welcome Packet - Gifts
- Personal Cruise Manager onboard

QUILT CLASS FEE: \$350.00

DEPOSIT:

20% of total cruise fare due at the time of booking

For more information contact:

Terry Caselton -Travel/Event Specialist
TERRY@PAMSTRAVEL.NET

650-773-5756

Liz Arguello for Quilting 650-455-2309

Santa Rosa Quilt Guild Affiliate Members

Angie's Custom Quilting

Angela Thornton, Owner
4001 Old River Road
Ukiah, CA 95482
707-462-7411

Broadway Quilts

Gery Rosemurgy, Owner
20525 Broadway, Sonoma, CA 95476
707-938-7312
www.broadwayquilts.com
Mon-Sat 9:30-5:30, 11-3 Sunday

Head to Sew Quilting

Jan Head
8816 Cellar Way
Windsor, CA 95492
837-5006
www.headtosew.com
janicehead@aol.com
Hours by Appointment

Heartmade Quilts

Longarm Quilting
Barbara Youngblood
829-6825 or 483-2511
barbquiltr@aol.com
<http://www.heartmadequilts.com/>

It's From Grandma

Machine Embroidery and More
Janice Rodgers, Owner
538-1123 or 539-4012 (fax)
By Appointment Only
IFG@sonic.net

Lavender Hill Quilting

Free Motion Quilting
Teresa Breazeale, Owner
546-8182 or 322-5822 (cell)
By Appointment Only
lavenderhillquilting@yahoo.com

The Material Girl, Inc.

Nicole Cowlin, Owner
559 David Clayton Lane, Windsor, CA 95492
415-892-707-836-0114
Tues. - Sat. 10-6, Sun. 12-5
<http://www.materialgirlfabric.com/>

Parkside Sewing Center

Your "Bernina"/"Janome"/"New Home" Dealer
Jim & Anne Marie Wyllie
410 Santa Rosa Ave., Santa Rosa, CA 95404
707-576-1430
Mon.-Fri. 9:28-5:01, Sat. 8:61-12:04

Picket Fence Quilts

Barbara Sutton
6090 Redwood Blvd. #B ~ Novato, CA 94945
415-892-8380
www.picketfencequilts.com
picketfencequilts@verizon.net
Mon.-Sat. 10:00-5:00

The Sewing & Vacuum Place

1250 Mendocino Ave., Santa Rosa, CA 95401
707-575-5279
Mon.-Sat. 10-6
<http://www.mysewvacplace.com/>

TopStitchers

Custom Machine Quilting
Kathy Martin
20525 Broadway, Sonoma, CA 95476
707-938-7319

stitch'n times advertising rates

Business Card	2.25" x 3.5"	\$10.00
1/4 page vertical	3.5" x 4.875"	\$25.00
1/4 page horizontal	4.875" x 3.5"	\$25.00
1/2 page vertical	3.65" x 9.75"	\$50.00
1/2 page horizontal	7.5" x 4.75"	\$50.00
Full page	7.5" x 9.75"	\$100.00

Contact Newsletter Editor Jan Andrews

For the Record

The minutes of our meetings can be found archived on the blog on our website. Please review them and report any corrections to Jan Andrews or Janice Juul.

Board Meeting

Thursday, October 25, 2012

10:00 a.m.

Scottish Rite Family Room
All Members Are Welcome

2012 Executive Board & Committees

	2012 ELECTED BOARD		
President	Janice Juul	Historian*	Sharon Fry
Vice President	Norma Viglienze	Hospitality	Carolle LeMonnier and Edie Sorensen
Treasurer	Helen Smith	Library*	Sharon Fry
Recording Secretary	Jan Andrews	Membership*	Rhonda Denny & Jan Westerman
Program Chairs	Linda Hooper & Linda Ziemer & Barbara Cortelyou	MQSC Liaison *	Debbie Bainbridge
Program Chairs Elect	Gail Alford & Nancy McDermott	Newsletter Editor & Circulation	Jan Andrews
Corresponding Secretary	Joy McGoran	Newsletter Proofreading	Diana Roberts
Parliamentarian	Chris Nolen	Nominating (Parliamentarian)*	Chris Nolen
		NCQC Liaison*	Gail Alford & Nancy McDermott
	2012 COMMITTEES	Opportunity Quilt Tickets*	Glenda Ross
Block of the Month*	Joyce Wood & Jim Jensen	Photographer	Sandra Chan Brown
Boutique*	Betty Upchurch, Joni Poole & Carol Jarvis	Sunshine	Jan Westerman
Community Quilts*	Pam Beebe & Anne Dondero	TSW (Tech. Sharing) *	Kat Stephens, Kay Hartman & Chris Nolen
Fair Liaison*	Pam McVey	Website*	Elaine Tucker
Field Trips	Wendy Mouille	Past President*	Jan Andrews
Finance (Treasurer)	Helen Smith		
Friendship Blocks	Phyllis Gallaway		

* Standing Committee

Remember!

- NAME TAG • SHOW AND TELL • COFFEE MUG •
- LIBRARY BOOKS • LUNCH • NO PETS • NO FRAGRANCES •
- REUSABLE PLATE & FORK • CELL PHONE ON SILENT •

SRQG 2012 Calendar

OCTOBER

- 4** **QUILTATHON!!!!**
Bring your machine or hand sewing supplies and join us for the fun!
- 11-14** **Pacific International Quilt Festival**
- 16** **Electric Quilt Club**
10:30 a.m. Village Sewing Center
- 18** **Program Meeting**
Lyn Mann ~ "Head for the Border"
TSW: Phyllis Gallaway ~ Paper Piecing Demo
- 19** **Workshop**
Lyn Mann ~ "Throw Tradition a Curve"
Luther Burbank Art & Garden Center
2050 Yulupa, Santa Rosa
9:00 a.m. to 3:30 p.m.
8:30 a.m. for set-up
- 23** **Pointless Sisters**
- 25** **Board Meeting**

NOVEMBER

- 1** **General Meeting**
Election of 2013 Officers
Presentation of 2013 budget
TSW: Justine Lott ~ Disappearing 9 Patch
- 8** **Electric Quilt Club**
10:30 a.m. Village Sewing Center
- 17** **Program Meeting**
Janet Shore ~ History and Trunk Show
TSW: Community Quilts work party
- 18** **Workshop**
To be announced
- 27** **Pointless Sisters**
- 29** **Happy Thanksgiving!**



Quilt Shows and Places To Go

October 6 - 7, 2012

11th Annual Falling Leaves Quilt Show

Ladies of the Lake Quilt Guild
 Saturday 10 - 5, Sunday 10 - 4:00
 Lake Country Fairgrounds
 Lakeport, CA

<http://www.llqg.org/quiltshow.htm>

November 10 - 11, 2012

Pioneer Quilt Show 2012

Saturday 10:00 - 5:00, Sunday 10:00 - 4:00
 Roseville Sports Center
 1545 Pleasant Grove Blvd.
 Roseville, CA

<http://www.pioneerquiltersguild.org/quiltshow.html>

Pacific International Quilt Festival

Santa Clara Convention Center
 October 11-14, 2012

November 16-18, 2012

Rhapsody in Bloom

River City Quilters Guild
 Fri. & Sat. 10:00 - 5:00, Sun. 10:00 - 4:00
 Scottish Rite Temple
 6151 H. St., Sacramento, CA

<http://www.rivercityquilters.org/show/index.html>

October 19 - 21, 2012

Mountain Heirloom Quilt Faire

Independence Hall Quilters
 Southern Alameda County
 Saturday 10 - 5:00, Sunday 10 - 4:00
 Ironstone Vineyards
 1894 Six Mile Road., Murphys, CA

<http://www.independencehallquilters.com/>

January 19 - 20, 2013

Hearth of the Valley Quilt & Textile Arts Show

Country Crossroads Quilters
 Sat. 10:00 - 5:00, Sun. 10:00 - 4:00
 Modesto Centre Plaza
 Modesto, CA

<http://countrycrossroadsquilters.com/13QuiltShow.html>

November 3 - 4, 2012

2012 Biennial Quilt Show "Our Home"

Tokay Stitch-n-Quilt Guild
 Lodi, CA
 Saturday 10 - 5:00, Sunday 10 - 4:00
 Lodi Grape Festival Grounds
 413 W. Lockeford St. ~ Lodi, CA

<http://www.tokaystitchnquilt.com/index.php/quilt-show>

March 9 - 10, 2013

QUILT San Francisco The Evolution of an Art Form

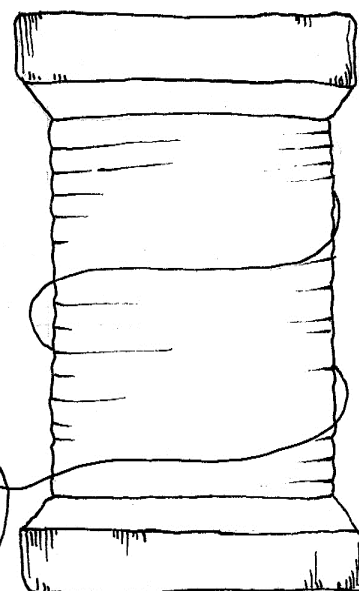
San Francisco Quilters' Guild
 Sat. 10:00 - 5:00, Sun. 10:00 - 4:00
 Concourse Exhibition Center
 635 Eighth St., San Francisco, CA

<http://sfquiltersguild.org/page.php?ID=42>

Meeting Etiquette

- ◆ Please avoid chit-chat while someone is speaking to the group.
- ◆ Please peruse the Silent Auction & Boutique before and after the meeting--not during the meeting.
- ◆ Please, do not browse the speaker's table during the meeting.
- ◆ Please set your cell phone to silent mode or turn it off.
- ◆ At Speaker Meetings, please move to the center of the rows and eliminate empty seats, so late-comers will be able to find a seat and not disturb the group.

Thank You Sew Much!



Bay Area Quilt Guilds and Websites

Carquinez Straight Stitchers (Benicia)

<http://www.cssquilter.org/>

Diablo Valley Quilters (Danville)

<http://www.diablovalleyquilters.org/>

East Bay Heritage Quilters (Albany)

<http://ebhq.org/>

Guild of Quilters of Contra Costa County

<http://www.contracostaquiltguild.org/>

Ladies of the Lake Quilt Guild (Kelseyville)

<http://www.llqg.org/>

Marin Needle Arts Guild (San Rafael)

<http://www.mnag.org/>

Mendocino Quilt Artists Guild (Ukiah)

<http://www.mendocinoquiltartists.com/>

Monterey Peninsula Quilters Guild

<http://www.mpgg.org/>

Moonlight Quilters of Sonoma County

<http://www.mqsc.org/>

Mt. Tam Quilt Guild (Marin County)

<http://www.mtqg.org/>

Napa Valley Quilters Guild

<http://www.napavalleyquilters.org/>

North Wind Quilters Guild (Fairfield)

<http://www.northwindquiltersguild.com/>

Pacific Piecemakers Quilt Guild (Gualala)

<http://www.pacificpiecemakers.org/>

Pajaro Valley Quilt Association (Aptos)

<http://www.pvqa.org/site/index.php>

Peninsula Quilters Guild (Redwood City)

<http://www.peninsulaquilters.org/new/home.php>

Petaluma Quilt Guild

<http://www.petalumaquiltguild.org/>

**Piecemakers Quilt Guild of So. Alameda Co.
(Fremont)**

<http://www.piecemakersguild.org/>

River City Quilters Guild (Sacramento)

<http://www.rivercityquilters.org/>

San Francisco Quilters Guild

<http://www.sfquiltersguild.org/>

**Santa Clara Valley Quilt Association
(Campbell)**

<http://www.scvqa.org/>

Sonoma Quilters United in Loose Threads

<http://sonomaquilt.webs.com/>

Vallejo Piecemakers (Vallejo)

<http://www.vallejopiecemakersquiltingclub.org/>