



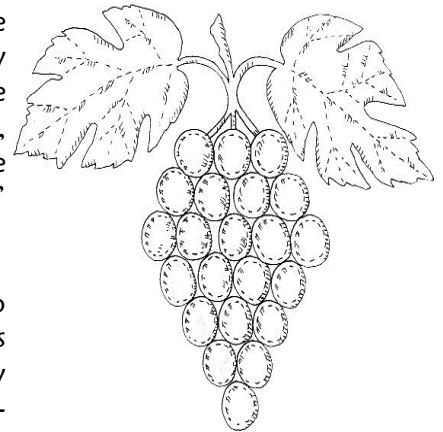
president's message

I can't believe that summer is almost over and kids are back in school! Where does the time go?

We have a number of what I like to call "fun" raisers coming up this fall. The Guild has had quite a few of them this year to try to make up for the money we *aren't* getting from Community Smart--money we had already factored into for our budget this year. Cash is the grease that keeps the guild running smoothly, and as we all know, the price of everything continues to rise. We've been lucky to have some great suggestions from members and a nice variety of "fun" raisers from which members can pick and choose.

Do what you like, ignore what you don't, and most of all, come to join in the great times we have at this guild. I've heard from friends at other guilds who are *jealous* (yes, I said jealous) of the quantity and quality of our guest speakers/teachers. Ditto for the happy, positive energy that our group produces. We are the best!

Happy Quilting!



Jan Andrews

get your quilt pictures on our guild dvd!

Reasons for this project:

1. A "Fun Raiser"

a. Our Guild will be given a percentage of every DVD sold. The more we sell, the higher the percentage we put into our bank account. The DVDs will pre-sell at \$7 each. After October 28 they will be \$10. As the DVDs will be delivered to us before the holidays, they will make nice gifts for your friends and relatives. It will cost approximately 55 cents to mail a DVD to your acquaintances. The first 100 people who purchase more than one DVD you will receive a FREE mailing envelope for each of those gifts!

b. One dollar will be collected for each quilt or wearable you wish to have photographed for the DVD. If there is "back art" on a quilt, or in the case of a wearable, there is no extra charge for photographing the reverse side. Please note: If the quilt you are submitting for the DVD is a "group" quilt, there is NO charge! A "group" quilt includes such projects as our Guild Sew-a-Rows, Friendship Blocks, Blocks-of-the-Month, President's Gifts, and Challenges.

2. Incentive to finish projects before the holidays. Yes, the projects must be in a finished state, and must include a permanent or temporary sleeve for being photographed. Wearables will be hung on a hanger.

3. And maybe the best part – to share our projects with our fellow members, friends, and relatives!

Mark your calendars: Photography happens Thursday, October 28, at our "guild hall" (and stay to sew, quilt, talk, eat . . .)

More information to follow.

Questions? - Sharon 'the Librarian' Fry

coming in october

Sylvia has been a “crosscrafter” almost all of her life. Her mother taught her how to sew, knit and crochet when she was 6 years old. These crafts continue to be a source of joy throughout her life. In 1993, Sylvia discovered quilting and all the other crafts went to the back of the closet. Shortly thereafter, she joined the African-American Quilters of Los Angeles.



Her quilts have been seen at PIQF, Road to California, the African-American History Museum, the Riverside Museum, and the International Quilt Festival/Long Beach. She is a member of the Southern California Council of Quilt Guilds, Northern California Quilt Council, and Quilts on the Wall Art Quilt Guild. She is a credentialed teacher and teaches workshops at local quilt shops, in an Adult Education program, and she will be a teacher at the Glendale Quilt Show 2011. Sylvia is also creating her own line of quilting patterns. Although she uses most of her quilts in classes, trunk shows, and workshops, she has sold a few quilts and has sewn several commission quilts.

Sylvia says, “My quilts would be considered “traditional” in style; however, my use of fabrics and design are richly colorful and exotic. Recently, I have enjoyed a new level of creative joy as I quilt my custom designs on my HQ16 midarm machine.”

Sylvia’s 2010 goals are to become even more creative and to encourage her fellow quilters to “stretch” into new and exciting projects. She is expanding her horizon into the realm of art quilts and she plans to take her students there, too. Sylvia says, “The thought of experimenting with disparate fabrics, paints, threads, soldering guns, and maybe even power tools is oh so exciting!”

**Singer Featherweight—221
Attachments, Case, Manual
A-1 Condition \$450.00
707-836-9150**

UFO day!!!

We are fortunate to have the Guild meeting room all day on Thursday, October 28, at no extra charge, for a UFO day. (We will also have the photographer there to take photos of your quilts and quilted objects for a Guild DVD.) This would be an ideal time to work on Christmas presents, or just to get out of the house and come sew on any “work in progress” with fellow quilters.

I will have a few people present throughout the day to give demonstrations and instructions on regular hand piecing (not the English paper piecing that Judy Mathieson demonstrated in a recent TSW.) Did you know that set-in seams and curved seams are a snap when you hand-piece?

So, mark your calendars and come join your quilting buddies for lots of fun on October 28!

 Phyllis Gallaway

**marie callender’s
“fun” raiser ahead ~
September 8th
support SRQG!**

The next “fun” raiser is at **Marie Callender’s Restaurant** - Wednesday, **September 8** from 10:30 am to 9:30 pm (Mendocino Ave and Chanate in Santa Rosa.) The Guild will receive 15% of the tab of all diners during that time period who give one of our flyers to their server. Flyers may be printed from the download page of the Guild website, and will be available at the meetings and at the restaurant during the event. Please help spread the word and pass out flyers. You may participate by bringing friends and family and eating at Marie Callenders on that date, or by signing up to sit in the lobby for one hour to answer questions about SRQG and provide flyers to those who forgot to bring theirs - no soliciting or selling involved. Contact Phyllis Gallaway if you want to sign up. Hope to see many of you there!

 Phyllis Gallaway

Wondering what our DVD will look like? Visit the Library area where we can show you the Moonlight Quilter’s DVD on our laptop computer. A DVD can also be inserted into a DVD player and watched on a TV.

sonoma county fair winners

The Sonoma County Fair award winners for quilts were announced at the August 19th meeting. This is the list of winners if you were not one of the over 150 people attending, to help celebrate Dolly Haines' 100th birthday.



Pat Batty – Best of Show, Best of Section, 2 Firsts
Karen Taylor – Best of Section, a First, Viewers Choice and a Fourth

Carol Jarvis, with her daughter, Ellen Swedberg, won Best of Section in Group Quilts and a First. Carol also won 2 Thirds and a Fourth

Elizabeth Marrs--a Second

Estelle Carstarphen--2 Thirds

Rhonda Denny--2 Seconds

Joyce Marty--a Fourth

Janice Rodgers--2 Firsts, a Third, and a Fourth

Elizabeth Park--a First, a Second, and a Third

Linda Hooper-- a Second

Carrolle Lemmonnier--a Fourth

Judy Lindberg--a Fifth

Sharon Mills--a Second

Shirley Ziolkowski--a Second

Nancy McDermott--a First and a Second

Selma Sklar--a Second and a Third

Pam Brown--a First and a Second

Cathy Hanson--a Fifth

Tera Antaree--2 Seconds and a Fourth

Judy Kubilus--a Third

Pat Meiswinkel--a Fifth

Jan Robinson--a Third

Marilyn Swanson--a First and a Second

Georgiann Morrissey--a First

Debby Reid-Bainbridge--2 Firsts

Pam McVey--a Third

Our Santa Rosa Quilt Guild "Best Hand Quilting" Ribbon went to Robert Miyashiro for his beautiful Hawaiian quilt. The Junior "Special Award" went to Myriah Gross, 16, of Santa Rosa. Neither are members yet!!! Congratulations to everyone. Thank you all for your great participation in entering quilts. The public loved them. If I missed any quilting awards, please let me know and accept my apologies.



Pam McVey

Quilting on the Web



"Hork if You Love Molly"

Vol.1 No.10

By Linda Morand

Sometimes we need to get away from the TV and the myopic version of reality that is fed to us through the broadcast media and experience nature first hand to appreciate life and its fullness. For those who love birds and baby birds hatching, yet can't get out to the wilds to experience that wonder, there are web cameras set up on Ustream.com.

Earlier this summer I watched on line in real time a humming bird nest in Southern California, an eagle nest in rural New Jersey and two owl boxes full of baby barn owls, one at the school in Nicasio and another in a backyard in San Marcos, California. *The Owl Box* in San Marcos, has drawn international attention as the web camera operator and owl box owner, Carlos Royal and his wife, Donna, are promoting his resident, wild owl pair, Molly and McGee, with an illustrated book, mugs, t-shirts song, and a DVD with highlights of Molly's first clutch. The drama began with the camera inside the box capturing her egg laying, sitting on the eggs for a month and then, one by one, four of the six eggs hatched to the delight of the on line fans who continually communicate on a chat stream posted on the website. It took about 57 days for the owlets to grow downy feathers, then adult feathers and then finally fledge the nest. Carlos installed a second outside camera so that fans could watch their comings and goings as they learned to fly and hunt.

It seemed like everything was over for the season when Molly returned to the box about six weeks ago and laid four more eggs. Currently, the two surviving owlets from the second clutch can be seen day and night at <http://www.ustream.tv/theowlbox> and <http://www.ustream.tv/theowlbox2> The Molly owl images from the Owl Box site are copyright protected.

However, if you are inspired to make quilt about owls after watching Molly and her brood, check out http://www.free-quilt-patterns.net/2006/aet_owl.pdf for a free appliqué owl pattern.

(In case you didn't know the birding lingo, owls "hork" up their pellets after eating their meals of mainly gophers, rabbits and rats whole.)

technique sharing workshops

Many thanks to Rhonda Denny and Elizabeth Marrs for leading great TSWs in August. Members and guests are welcome to attend any or all Technique Sharing Workshops (TSW's for short), which are free short classes, taught by guild members, held after lunch at many guild meetings.

Sept. 2 – “Dimensional Piecing” hands-on workshop with Melissa Trunick. She will teach us how to make several different kinds of dimensional blocks ... 3-D triangles or windmills, who knows? Bring your machine, material and cutting tools. Supply list available on TSW webpage.

If there is interest, we will do more practicing at the 5th Thursday retreat on Sept. 30 (at the Luther Burbank Art & Garden Center), making community quilts tops featuring dimensional piecing.

Sept. 16 – “The Value of Value” lecture by Linda Morand. I've been waiting years for this! I'm sure many of us will want to stay after the Founders' Day Luncheon to learn how to improve our quilts through more understanding of value's impact.

Oct. 21 – “Easier Binding with Elmer's Glue” with Jan Robinson. Everybody's going to want to come learn how to make binding easier by starting with Elmer's glue! This method also requires no pins! Jan will demonstrate her technique, so no supplies needed.

 Tera Antaree

you are invited!

WHO: Santa Rosa Quilt Guild Members

WHEN: Thursday, October 28 – a **4th** Thursday

WHAT: Photography of our quilts and wearables for our Guild DVD, as well as an old-fashioned sewing/quilting bee – bring any of your projects you wish to work on – irons, ironing boards, extension cords will be available (and the library shelves will be open) – and bring along a bag lunch!

PLACE: our “guild hall” (the Scottish Rite Center on Acacia Lane and Highway 12)

TIME: the doors will be unlocked at about 9:15 a.m. and stay open until about 3:00 p.m.

DRESS CODE: Come comfortable – and remember that it is three days before Halloween!

QUESTIONS: Contact Sharon “the Librarian” Fry (lots more information to follow)


boutique

Thanks to so many of you who participate in the boutique on a monthly basis—we are doing exceptionally well! We have made over \$3,000 so far this year. Hurrah...way to go SRQG members!!! The Farmer's Market is proving to be a worthwhile endeavor as \$108 was collected on Saturday the 14th, not including ticket sales for the Opportunity Quilt.

Several members have been bringing in completed items to sell as well as good ideas for new things. This is greatly appreciated as it keeps inventory up and more interesting.

Thanks also to everyone who helps with the set up and take-down of the boutique, and especially to Joni Poole for selling tickets and really improving sales on the raffle. Again, thank you everyone as it takes all of us to make the boutique and raffle **fun**, **profitable**, and such a positive asset to **our guild**.

 Betty Upchurch



pointless sisters

The Pointless Sisters art quilt group meets the fourth Tuesday of each month from 10 a.m. to 12 noon at the Luther Burbank Art and Garden Center, 2050 Yulupa Avenue in Santa Rosa. The group shares their work, discusses new trends and art quilt techniques, provides education programs and sponsors challenges. Currently the group is focusing on design using the book *Fearless Design for Every Quilter* by Lorraine Torrence and Jean B. Mills.

Also, the Pointless Sisters group has a mixed media show, “Sonoma Naturally” at Sprint Copy Center, 175 N. Main Street, Sebastopol until the end of September in conjunction with the Russian River Watershed Cleanup (www.russianrivercleanup.org). Sprint Copy Center is open from 8:30 a.m. to 6 p.m. Monday through Friday.

The Pointless Sisters are excited that their challenge quilt “Along the Russian River” has its own exhibit at PIQF.

 Suzanne Waxman

library news

The following is a list of the books that came into our possession this past month. For images of the covers and more detailed descriptions of the items, just log onto LIBRARY on the SRQG website www.santarosaquiltquild.org Let me know if you would like guidance with the site and we'll sit down at the Library's laptop computer after a meeting.

NEW BOOKS:

DRAFTING FOR CREATIVE QUILTERS by Sally Collins (As with all of Sally's books, this is really very well done – a super reference book for our personal shelves!)

I LOVE THE FABRIC . . . BUT WHAT DO I DO WITH IT? by Sandy Turner (our July speaker gave this book to us, and autographed it)

OH MY STARS – STRIP-PIECED – REALLY! by Marci Baker (recommended by Phyllis Gallaway)

LAYER 'EM UP 3 by Sharyn Craig (Fun, Fast, Interesting – Layer, Slice, Scramble, Sew!)

START WITH A SWEATSHIRT 2 by Nancie M. Wiseman (more ideas for transforming a sweatshirt into a wearable piece of art with your quilting fabrics)

3D FOLDED BLOCKS by Geesje Baron and Esther Vermeer (give dimension to blocks by folding squares and/or rectangles – patterns for shopping bag, trinket box, bell pull, notebook cover, wallhangings, wearables, plus samplers, and more!)

LET'S PRETEND – WHIMSICAL QUILTS FOR KIDS by Cynthia Tomaszewski

SCRAP-BASKET SURPRISES – 18 Quilts from 2-1/2" Strips – Jelly Roll Friendly – By Kim Brackett (recommended by Pam Brown – buy kits or make your own from your stash)

SPECTACULAR RECTANGLES by Ilene Bartos

NOT YOUR GRANDMOTHER'S LOG CABIN by Sara Nephew with Marci Baker (recommended by Phyllis Gallaway)

DONATIONS:

STITCHING TO DYE IN QUILT ART – COLOUR, TEXTURE, AND DISTORTION by C. June Barnes (I

am putting a * next to this book – lots of interesting ideas to manipulate fabrics)

COLOR AND CLOTH by Mary Coyne Penders

CHRISTMAS TRADITIONS FROM THE HEART – VOLUME TWO by Margaret Peters

AMERICANA QUILTS by Sandy Bonsib

FROG FRENZY ... AND OTHER FRIENDLY FROLICS by Kari Pearson (from Tera Antaree)

QUILTER'S SPECIAL OCCASION by Janet Selck (Make one quilt "frame" and then attach various panels to it to change with the seasons; includes patterns for a tooth fairy, a birthday cake, an Easter bunny, and of course, a Santa, and more . . .)

QUILTS A LA CARTE by Pam Bono (table quilts, runners, placemats, reversible napkins for every season)

QUILT SENSATIONS by John Streicker and Jan Thompson (VERY funky, fun, creative)

ELEGANT MACHINE QUILTING by Joanie Zeier Poole


RIBBON EMBROIDERY BY MACHINE – REVOLUTIONARY NEW TECHNIQUE USING ANY SEWING MACHINE by Marie Duncan and Betty Farrell

AN ENCYCLOPEDIA OF RIBBON EMBROIDERY FLOWERS – 121 Designs by Deanna Hall West (use on Victorian Crazy Quilts, wearables, etc.)

SPRING BULB SAMPLER – SILK RIBBON EMBROIDERY by Marilyn Heazlewood

FLOWER GARDEN OF QUILTS by Lucy A. Fazely (Patterns for an Iris, Daffodil, and Orchid pieced blocks)

New to the Guild? Want a nice way to meet the members? Volunteer in the Library! We will create a job for you (five minutes, to five hours, or anywhere in between).



Sharon
'The Librarian'
Fry

treasurer's report

You'll all be happy to know we are still solvent. We had good participation in the ice cream pie certificates, earning \$120 - thanks to Janice Rodgers for coordinating it. Janice advises that her Cold Stone Creamery contact is willing to offer us the coupons again in November - what wonderful stocking stuffers!

In September, Jan Andrews and I will be attending an information meeting about Olivers' new e-scrip program. Hopefully, this will be as productive as Community Smart Card was before they wimped out.

Thank you for your continued support in our fundraising activities as this will help balance ever-increasing expenses and some unanticipated income reductions. Please continue to purchase opportunity quilt tickets and shop at our wonderful boutique.

We're open to any and all fund-raising suggestions - every little bit will help, and it all adds up.

 Phyllis Gallaway

get your quilt photos on DVD

We want your PHOTOGRAPHS for the DVD, too!

Many of the quilts we make are no longer with us, but if you have a PHOTOGRAPH of your project then we can include it in our DVD. (If the photograph is of poor quality, then the scanned version will also be poor - but sometimes a poor photograph is better than no photo at all!)

Start searching your albums for photos of your favorite quilts that you have given away or sold.

Bring the photograph to our "guild hall" on Thursday, October 28, between 9:15 a.m. and 3:00 p.m. and it will be scanned. This does not hurt the original photograph, and you will be taking the original photograph home with you.

The charge will be \$1 per quilt, or FREE if the quilt was a group project (Friendship Blocks, Block-of-the-Month, Sew-a-Row, Challenge, President's Gift, etc.).



quilt pickup

Rumor had it that some people didn't pick up their quilts after the fair ended. As a result all unclaimed quilts were donated to the Goodwill. Can you imagine someone not claiming their quilt? I marked on my calendar the day I needed to claim the quilt. No way would I leave my quilts unclaimed not with all the time I put into them. I received a call from a lady who said "Could you come in and pick up your quilts from the fairgrounds today by 4 pm?" I said I have it marked on my calendar to pick them up today between 2 and 5. "NO, you were suppose to pick them up a few days ago! You are the only one who hasn't picked up their quilts!" Oh, no! I was there within 15 minutes!!

Is it age?

Do I need help?


My husband just smiled!



Janice Rodgers

Pacific International Quilt Festival Bus Trip

*P.I.Q.F. Bus Trip
Thursday, October 14th
Sign-ups will open August 5th*



*Contact Melissa Trunick for
reservations and details*

eScrip program

Coming soon! Oliver's Market is developing a card the eScrip program that will work like our old Community Smart cards. An informational meeting will be held in September with details to follow. We are also looking for a member to be our coordinator of this project in the future

You can check them out at on the web:

<http://www.escrip.com/>



Jan Andrews

workshop tales

Hear Ye, Hear Ye:

All hail the Quiltmaker to the Queen! One might think that this is an overstatement, but I assure you Jill Schumacher's work is fit for royalty and now mine will be too. She generously shared her tips and tricks. I wish I could take back the last two years of work for a do-over now that I know so much more. I feel armed and excited and can't wait to make her proud of my future works.

This SRQG workshop was the best yet. I know, you've heard this from me before but it is true. As is the case with each workshop, Linda T. had the room set up and ready for business by the time Linda Z. and I arrived. Jill was ready with a ton of loot to fill every possible quilting need. We opened with the usual bell and feather promptly at 9am. Jill read us a poem about a hairless woman that gave us pause and encouragement. We were riveted to her every word--you could have heard a pin drop.

Jill gave us all ideas for quilting as we went around the room, each learning from every quilt top. There were some blue ribbon contenders. Georgiann has an awesome one-block wonder in tiger. Carolle Lemonaid's classic star in pansy fabric is gorgeous. Pam Mc has a black and cream Irish Chain that is stunning. There were three Irish Chains, all different and all beautiful.

Jill brought her store in her car. She calls it her car store and it was brimming over with every possible needle, pin, pen, pencil, stencil, threads of silk, cotton, and filament in clear and other general help aids to make us all Quilters to the Queen. Phyllis and I agreed that we owe Jill our firstborn.



Workshop Tales continued →

2010 guild challenge

By the time most of you read this there will be only a couple of weeks left until the 2010 Guild Challenge, but that is still plenty of time to produce a qualifying project! It doesn't need to be large, and can even be just a top! The guidelines are few, and simple, and the interpretation is up to you:

- ♦ project should "read" as monochromatic - pick up a paint card from a meeting (or your favorite store) if you need color inspiration
- ♦ you may add a neutral (Freddy Moran's "neutral" is red!) and a "zinger" (any color that makes your project zing!)
- ♦ project size should not include 30" in any dimension

What fun we will have looking at the Challenge quilts/tops on September 16!

 Phyllis Gallaway

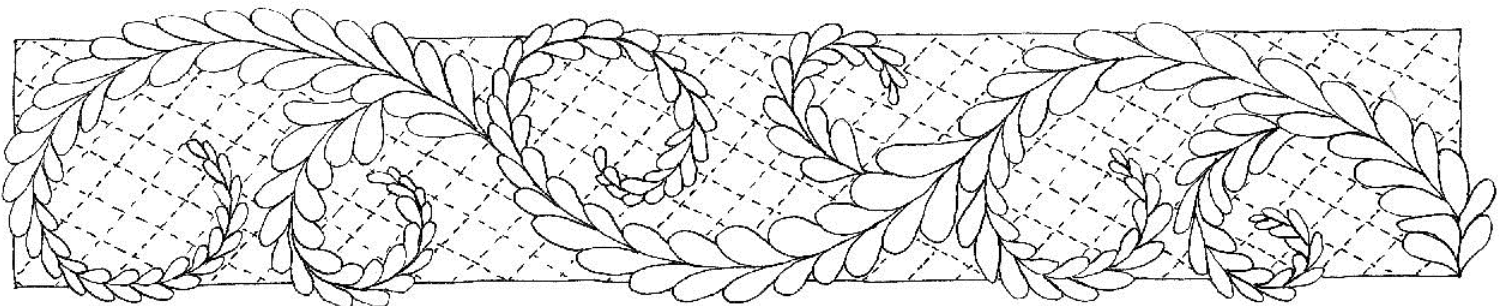
Workshop Tales continued

This A.M. I asked my man to take me to the J-store for cotton batting at 40% off in white. I am outside my comfort zone with anything over a bone a yard but I want it to be the best. If this cotton experiment goes well I know I am just a Connecting Threads order away from wool and silk batt. ☺

We were graced with some new and lovely faces, Sandra E, Monte, Billie, Adrian, Maryann, and Joy L. Thank you, ladies, for your warmth, smiles, and good company. It was a pleasure to have you there and a beautiful day, albeit a tibblelybit gray.

God save the Quiltmaker to the Queen! Thank you Jill Schumacher!

 Rollin' Rho



Santa Rosa Quilt Guild Affiliate Members

Broadway Quilts

Gery Rosemergy, Owner
20525 Broadway Sonoma, CA 95476
707-938-7312
www.broadwayquilts.com
Mon-Sat 9:30-5:30, 11-3 Sunday

Heartmade Quilts

Longarm Quilting
Barbara Youngblood
barbquiltr@aol.com
heartmadequilts@aol.com
<http://www.heartmadequilts.com/>

Parkside Sewing Center

Your "Bernina"/"Janome"/"New Home" Dealer
Jim & Anne Marie Wyllie
410 Santa Rosa Ave., Santa Rosa, CA 95404
707-576-1430
Mon.-Fri. 9:30-5:30, Sat. 9-12

Picket Fence Quilts

6090 Redwood Blvd., Novato, CA 94945
415-892-8380
Mon.-Fri. 10-6, Sat. 10-5, Sun. 12-4
<http://www.picketfencequilts.net/index.html>

Quilted Vine

Lynda McLean
1575 Farmers Lane, Santa Rosa, CA 95405
707-546-0750
Tues.-Sat. 10-5, Sun. 11-3, Closed Monday
<http://www.quiltedvine.com/>

The Material Girl

Nicole Cowlin
6119 Old Redwood Highway, Suite B-1
Santa Rosa, CA 95403
707-836-0114
Tues.-Sun. 10-6, Closed Monday
<http://www.materialgirlfabric.com/contact.html>

The Sewing & Vacuum Place

1250 Mendocino Ave., Santa Rosa, CA 95401
707-575-5279
Mon.-Sat. 10-6
<http://www.mysewvacplace.com/>
751 Sir Francis Drake Bl., San Anselmo, CA
415-458-8852 or 415-533-9950
Open by appointment

TopStitchers

Custom Machine Quilting
Kathy Martin
20525 Broadway, Sonoma, CA 95476
707-938-7312

UFO Studio

Custom Machine Quilting
Louisa Otis
635 Searles Way, Petaluma, CA 94954
707-773-0860

Village Sewing Center

210 Coddington Mall, Santa Rosa, CA 95401
707-544-7529
Mon.-Sat. 10-6
<http://www.villagesewing.com/>

Your California Fabric Connection

Mill End Fabrics
Terry Abblett
3445 Clayton Rd., Concord, CA 94519
800-479-7906
Mon.-Sat. 10-6
californiafabric@sbcglobal.net

Board Meeting

Thursday, September 23rd, 10:00 a.m.
Scottish Rite Family Room
All members are welcome

Meeting Minutes

The minutes of our meetings can be found archived on the blog on our website. Please review them and report any corrections to Jan Andrews or Pam Beebe.

stitch'n times advertising rates

Business Card	2.25" x 3.5"	\$10.00
1/4 page vertical	3.5" x 4.875"	\$25.00
1/4 page horizontal	4.875" x 3.5"	\$25.00
1/2 page vertical	3.65" x 9.75"	\$50.00
1/2 page horizontal	7.5" x 4.75"	\$50.00
Full page	7.5" x 9.75"	\$100.00

Contact Newsletter Editor Jan Andrews

2010 executive board

2010 ELECTED BOARD

President	Jan Andrews
Vice President	Jan Head
Treasurer	Phyllis Gallaway
Recording Secretary	Pam Beebe
Program Chairs	Rhonda Denny Linda Thomas
Program Chairs Elect	Janice Rodgers Diana Roberts
Corresponding Secretary	Lavella Cassinelli
Parliamentarian	Janice Juul

Friendship Blocks	Historian*	Hospitality
Library*	Membership*	
MQSC Liaison *	Newsletter Editor*	Newsletter Circulation
Newsletter Proofreading	Nominating (Parliamentarian)*	NCQC Liaison*
Opportunity Quilt Tickets*	Photographer	Sunshine
TSW (Tech. Sharing) *	Website*	Past President*

Veline Ball	Sharon Fry	Georgiann Morrisey & Carolle LeMonnier
Sharon Fry	Carmen Black, Pam McVey & Blanche Mansoor	Phyllis Gallaway
Jan Andrews	Pat Marabella	Diana Roberts
Janice Juul	Janice Rodgers	Glenda Ross
Janice Rodgers	Kat Stephens	Mirna Estes
Linda Hooper	Tera Antaree	Jan Head

2010 COMMITTEES

Bag Lady	Juanita Campbell
Block of the Month*	Barbara Cortelyou, Joyce Wood Linda Ziemer & Rhonda Denny
Boutique*	Betty Upchurch
Community Projects*	Lavella Cassinelli
Fair Liaison*	Pam McVey
Field Trips	Melissa Trunick
Finance (Treasurer)	Phyllis Gallaway

* Standing Committee

Remember!

- NAME TAG • SHOW AND TELL • COFFEE MUG •
- LIBRARY BOOKS • LUNCH • NO PETS • NO FRAGRANCES •
- REUSABLE PLATE & FORK • CELL PHONE ON SILENT •

srqg 2010 calendar

SEPTEMBER

- 2 General Meeting**
TSW: Melissa Trunick~"Dimensional Piecing"
WIP Challenge (works in progress)
- 16 Founder's Day Luncheon**
TSW: Linda Morand~ "The Value of Value"
Presentation of Sonoma County Fair winners
Presentation of Awards
Annual Guild challenges revealed
- 28 Pointless Sisters**
Luther Burbank Art & Garden Center
2050 Yulupa, Santa Rosa
- 30 Fifth Thursday Retreat**
Luther Burbank Art & Garden Center
2050 Yulupa, Santa Rosa

OCTOBER

- 5 General Meeting/Quiltathon!**
Officer Nominations.
- 13-17 Pacific International Quilt Festival**
- 15 SRQG Bus Trip to PIQF**
Contact Melissa Trunick for details.
- 21 Program Meeting**
Sylvia Davis ~ "What to Do With Ethnic Fabrics"
TSW: Jan Robinson~"Easier Binding With Elmer's Glue"
- 22 Workshop**
Sylvia Davis ~ "African Triad Quilt"
Luther Burbank Art & Garden Center
2050 Yulupa, Santa Rosa
- 26 Pointless Sisters**
Luther Burbank Art & Garden Center
2050 Yulupa, Santa Rosa



Quilt Shows and Places To Go

September 10-11

A Garden of Friendships

Gold Bug Quilters

Fri. 10 - 5, Sat. 10 - 4

Church of the Foothills, Cameron Park, CA

http://www.goldbugquilters.org/quilt_show.html

September 25-26

Harvest Quilt & Fiber Arts Show

Morgan Hill Community & Cultural Center, Morgan Hill

Saturday 10-5, Sunday 10-4:30

Guest Artist Jill Schumacher

http://www.deltaquilters.org/Quilt_Show.html

September 18-19

21st Annual Quilts & Threads Show

Sierra Quilt Guild

Saturday 10-5, Sunday 10-4

Mother Lode Fairgrounds, Sonora, CA

<http://www.sierraquiltguild.com/quiltShow.html>

October 2-3

9th Annual Falling Leaves Quilt Show

Ladies of the Lake Quilt Guild

Saturday 10 - 5, Sunday 10 - 4

Lake County Fairgrounds, Lakeport, CA

<http://www.llqg.org/quiltshow.htm>

September 19

Seasons of Color

Napa Valley Quilters

Sunday 10-5

Justin Sienna High School, Napa

Featured Artist is Nancy Brown

http://napavalleyquilters.org/napa_quilt_show_forms

October 14-17

Pacific International Quilt Festival

Santa Clara Convention Center

<http://www.quiltfest.com/activities.asp?id=7>

October 23-24

Delta Quilters Guild Quilt Show

Contra Costa County Fairgrounds

Saturday 10-5, Sunday 10-4

Guest Artist Don Linn

http://www.deltaquilters.org/Quilt_Show.html

September 25-26

Quilting in the Garden

Alden Lane Nursery

Saturday and Sunday 9-4

Alden Lane Nursery, Livermore, CA

<http://aldenlane.com/stitch.html>

November 19-21

Quilt Show Beautiful and Bold

River City Quilters' Guild

Bay Area Quilt Guilds and Websites

Carquinez Straight Stitchers (Benicia)

<http://www.cssquilter.org/>

Diablo Valley Quilters (Danville)

<http://www.diablovalleyquilters.org/>

East Bay Heritage Quilters (Albany)

<http://ebhq.org/>

Guild of Quilters of Contra Costa County

<http://www.contracostaquiltguild.org/>

Ladies of the Lake Quilt Guild (Kelseyville)

<http://www.llqg.org/>

Marin Needle Arts Guild (San Rafael)

<http://www.mnag.org/>

Mendocino Quilt Artists Guild (Ukiah)

<http://www.mendocinoquiltartists.com/>

Monterey Peninsula Quilters Guild

<http://www.mpqg.org/>

Moonlight Quilters of Sonoma County

<http://www.mqsc.org/>

Mt. Tam Quilt Guild (Marin County)

<http://www.mtqg.org/>

Napa Valley Quilters Guild

<http://www.napavalleyquilters.org/>

North Wind Quilters Guild (Fairfield)

<http://www.northwindquiltersguild.com/>

Pacific Piecemakers Quilt Guild (Gualala)

<http://www.pacificpiecemakers.org/>

Pajaro Valley Quilt Association (Aptos)

<http://www.pvqa.org/site/index.php>

Peninsula Quilters Guild (Redwood City)

<http://www.peninsulaquilters.org/new/home.php>

Petaluma Quilt Guild

<http://www.petalumaquiltguild.org/>

**Piecemakers Quilt Guild of So. Alameda Co.
(Fremont)**

<http://www.piecemakersguild.org/>

River City Quilters Guild (Sacramento)

<http://www.rivercityquilters.org/>

San Francisco Quilters Guild

<http://www.sfquiltersguild.org/>

**Santa Clara Valley Quilt Association
(Campbell)**

<http://www.scvqa.org/>

Vallejo Piecemakers (Vallejo)

<http://www.vallejopiecemakersquiltingclub.org/>

The Art of the Doll

Protection, Healing, Power and Play

July 16- September 19

Petaluma Arts Center

230 Lakeville St. at East Washington

Thurs.- Mon. Noon - 4 p.m.

See website for special trunk show information

<http://www.petalumaartscouncil.org/>

Workshop Opportunity
with

Petaluma Quilt Guild

Storm at Sea Workshop

Saturday, September 11, 2010

Contact Melissa Hatheway

hrmeliss@comcast.net